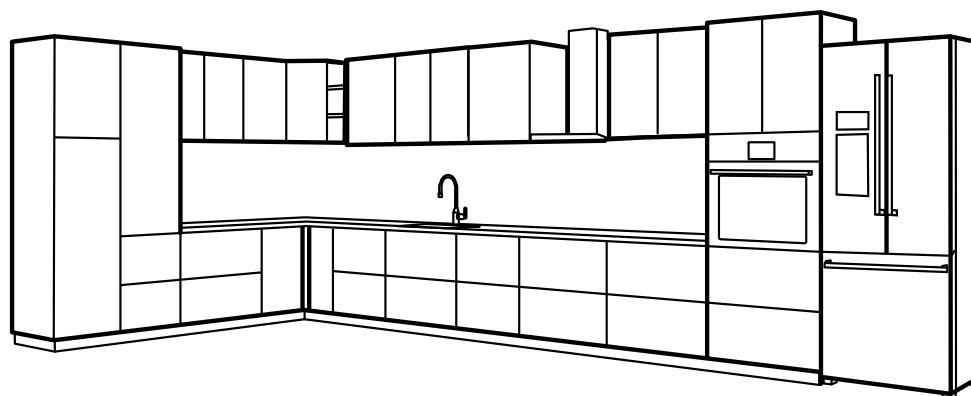


# SEKTION Kitchen cabinets

25

Includes a free 25-year limited warranty. For details visit [IKEA-USA.com/warranty](https://www.ikea-usa.com/warranty)



## Make the most of your SEKTION kitchen cabinets

What does your dream kitchen look like? How much time will you spend in it and what will you do in there? When it comes to kitchens, we're all different. We have different dreams, different needs and different preconditions. So, to meet this diversity, what could be better than a flexible kitchen system with cabinets that can suit everyone, and be planned to fit in almost everywhere? Whatever the size of your home or family, with cabinets in different sizes, drawers with endless possibilities and interior organizers made to match, you can turn the kitchen of your dreams into the kitchen in your home.

## 50 years of kitchen experience

We've been developing kitchens for half a century. For decades we've been listening to people all over the world in order to design kitchens that will meet your everyday needs for years to come. Our long experience has led to stylish, functional and hard-working kitchens that you'll love spending countless hours in. So, rest assured — we have the experience and knowledge needed to guide you every step of the way to your dream kitchen.

A high standard of accuracy has been sought in the preparation of this buying guide. We apologize for, but will not be bound by or responsible for, errors and omissions in this buying guide.

Not all products may be available in all stores. See what is available at your local store by visiting [IKEA-USA.com](https://www.ikea-usa.com). For more detailed product information, see the price tag or visit [IKEA-USA.com](https://www.ikea-usa.com). All products shown require assembly. All textiles shown are imported.



# CONTENT

Services — Do it yourself or let us do it for you.....	3
Good to know .....	4
How to build your kitchen — combining products.....	6
Overview of the system .....	8
All the parts	
Base and wall cabinets .....	10
Wall, top, high and wall corner cabinets.....	11
Open storage .....	12
Legs and suspension rail.....	12
Drawers.....	13
Shelves and corner interiors .....	14
Interior fittings.....	15
Kitchen accessories.....	16
Pre-defined SEKTION cabinet overview	
Base cabinets 24" deep .....	17
Base cabinets for cooktops .....	18
Base cabinets for recycling.....	18
Corner base cabinets.....	18
Sink cabinets .....	19
Base shallow cabinets 15" deep .....	19
Wall cabinets .....	20
Deep wall cabinets .....	21
Corner wall cabinets .....	21
High cabinets .....	22
Information and guidance.....	24

# SERVICES

**You can do everything by yourself, but you don't have to.** Our service offer gives you the freedom to design your own price tag by choosing not only the products that suit your budget but also by deciding how much you want to do yourself and how much you want us to do for you. On this page you'll find the different services that are available to help and support you. For more details about our services, talk to a co-worker at your local IKEA store or visit us at [IKEA-USA.com/kitchenservices](https://www.ikea.com/us/en/kitchenservices)



## IKEA MEASUREMENT SERVICE

It's important to have your kitchen accurately measured before planning begins. An experienced IKEA Measurement Technician will come to your home, take all of the essential measurements, and enter the data in the IKEA Home Planner. Available for customers living within our service area.



## IKEA KITCHEN INSTALLATION SERVICE

Professional IKEA kitchen installation makes your dream kitchen come true. Installation services are available in most areas. Check with your local store to see if installation is available in your area.

Kitchen installation includes:

- Assembly of cabinets, drawers, doors, and interior fittings
- Installation of cabinets, toe-kicks, and cover panels
- Adjustments of doors and drawers for proper appearance
- Installation of knobs and handles

Your kitchen will be installed to the highest industry standards by qualified professional carpenters

- Fully background checked, and trained
- Over a decade of experience with IKEA Kitchens
- Customer-focused with the ability to change orders and provide solutions
- Courteous, efficient, clean, and organized



## FREE KITCHEN PLANNING SERVICE

We offer two **no cost** options to have your kitchen professionally planned. You will receive a detailed layout of your kitchen including cabinets, appliances, and countertops, and a parts list to make it easy to order.

### Most convenient & available to everyone in the continental US:

**Planning from Your Home** Make a 90-minute appointment, online or in your local IKEA store. Allow time for you to measure your kitchen and select products before your appointment. A professional IKEA Kitchen Planner will work with you interactively online to plan your dream kitchen. You will be able to discuss every detail and view your plan being created. Your planner will follow-up with a second session to make any changes.

### Visit an IKEA store:

**Planning from the Store** You can make an appointment online or at your local IKEA store for a two-hour in-store appointment with one of our professional IKEA Kitchen Planners. For the best planning experience, it's critical to have accurate measurements of your space before your planning appointment. IKEA Measurement Service can do that for you, or, find out how to take your own measurements on [IKEA-USA.com](https://www.ikea.com/us/en).



## DELIVERY

We will arrange for delivery of your purchases to your home or business. Delivery service is provided by an Independent Service Provider.



## IKEA HOME PLANNER

You can plan your kitchen on your computer with our online 3D IKEA Home Planner at [IKEA-USA.com/kitchenplanner](https://www.ikea.com/us/en/kitchenplanner). It's free, it's fun, and it calculates your price as you click along. You can change or save as many versions of your kitchen plan as you like. We're here to support you along the way. Come to the store or click the box in the planner to have your plan validated by one of our expert kitchen planners.

5

## IKEA INSTALLATION SERVICES LIMITED WARRANTY

IKEA offers an industry-leading 5-year limited warranty on labor in conjunction with the IKEA 25-year product limited warranty you'll receive when purchasing your new IKEA Kitchen.



## IKEA Projekt Credit Card

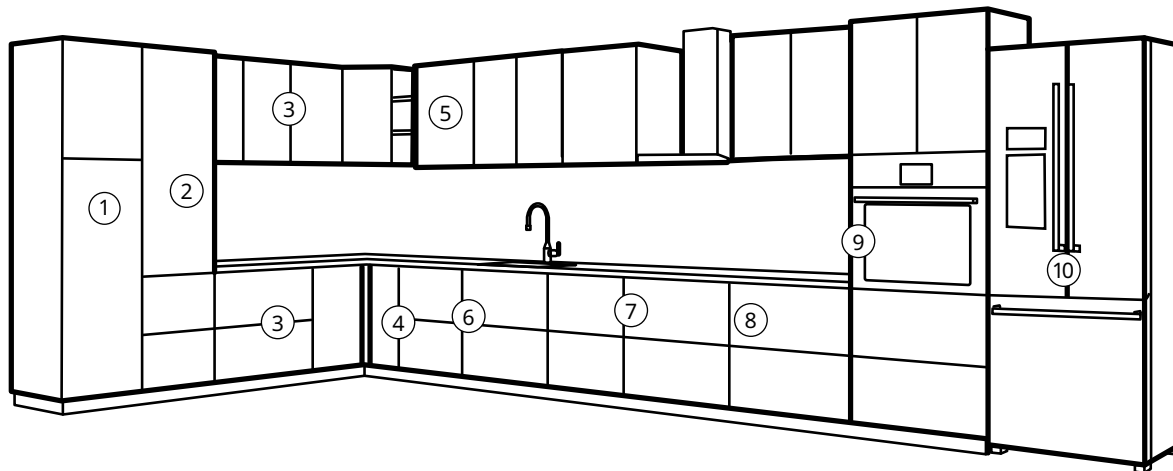
Your dream home is now within reach and more affordable than ever. With the IKEA Projekt Credit Card\*, you don't have to put off loving every room in your home.

\*Credit card offers are subject to approval. IKEA Projekt Credit Card Accounts are issued by Comenity Capital Bank.

To learn more visit [IKEA-USA.com/creditcard](https://www.ikea.com/us/en/creditcard) or drop by your local IKEA store.

# GOOD TO KNOW

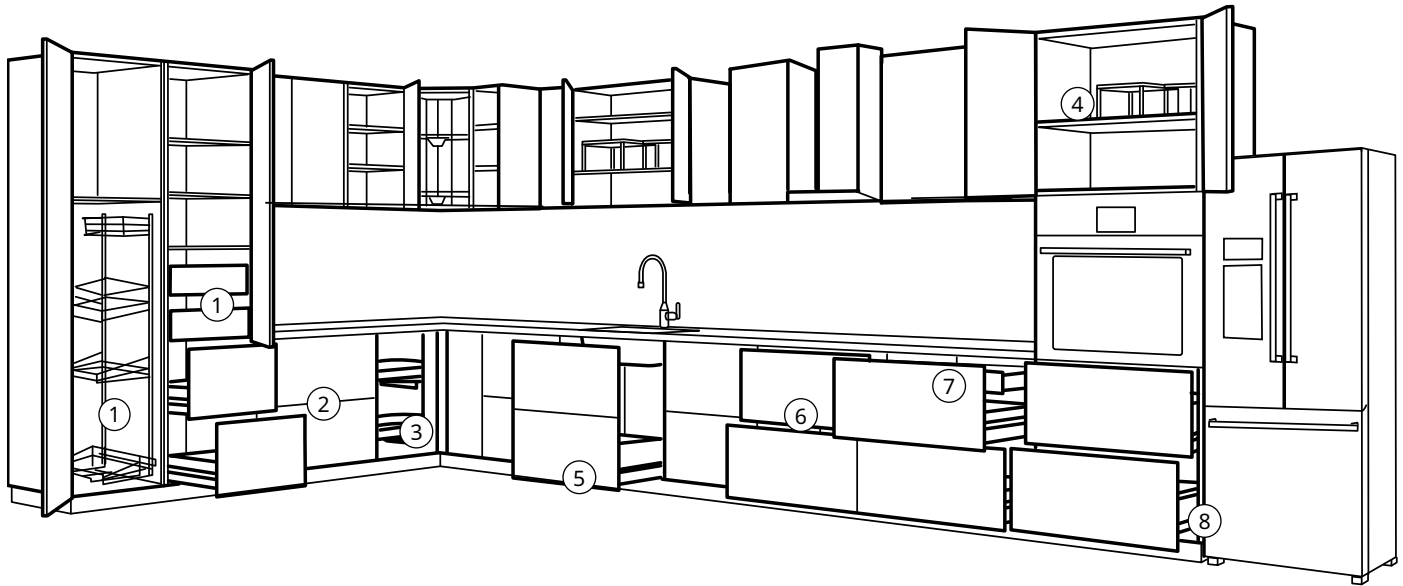
**A well organized kitchen is a kitchen you'll love spending time in.** When planning what your kitchen cabinets should include, think of how you want to utilize them in the best possible way based on your personal needs.



1. The kitchen is a place where you normally do a lot of activities, and it can easily become a bit messy. By having your cleaning gadgets close by in a pantry or high cabinet, it'll be easier to keep your kitchen spick-and-span.
2. A deep pantry or high cabinet is ideal for storing everything from dry food, oil and vinegar to bulky kitchen items or small appliances.
3. Gather all the items you use for setting the table in one place to make it smooth and easy. Spacious, fully extendable drawers in the base cabinets are great for cutlery, serving bowls and plates. Use the wall cabinets for lighter things like glasses, mugs and jars. If possible keep this area close to the dishwasher to simplify putting clean dishes back in place.
4. Deep corner cabinets are perfect for storing bulky pots and other large cooking utensils.
5. Add open cabinets to personalize your kitchen and create a nice break in a row of cabinets with doors. Fill it with cookbooks and other often-used items in the kitchen.
6. The sink cabinet is a good place for recycling bins as you do a lot of food preparations in and around the area. If you can, place the sink next to the dishwasher as we have done here (if you can't see the dishwasher, it's because it's built in with the same front as the rest of the kitchen). That way you can rinse dirty dishes before putting them in the dishwasher. With a built-in dishwasher between the sink and the cooktop, you also create a very practical preparation area.
7. Use the top drawer underneath the cooktop for storing knives, whisks and other cooking utensils to have them within easy reach. Tall drawers underneath are ideal for tools and gadgets you normally use when cooking, for example frying pans, pots and strainers.
8. A base cabinet between the cooktop and the built-in oven adds storage for all the extra things that might come in handy when cooking: spices, wraps, foil, oven mitts, trivets and other things you need when using these appliances.
9. By placing the oven in a high cabinet, you get it at a perfect working height. And you get storage space for baking sheets, ovenware, serving bowls and whatever else you might use in the oven.
10. Our fridges, freezers and fridge/freezers are designed to fit your space and how you cook. You can have them integrated in ventilated cabinets with reinforced shelves or free standing.

Above drawing is for illustration purposes only. Actual products may differ.

# GOOD TO KNOW



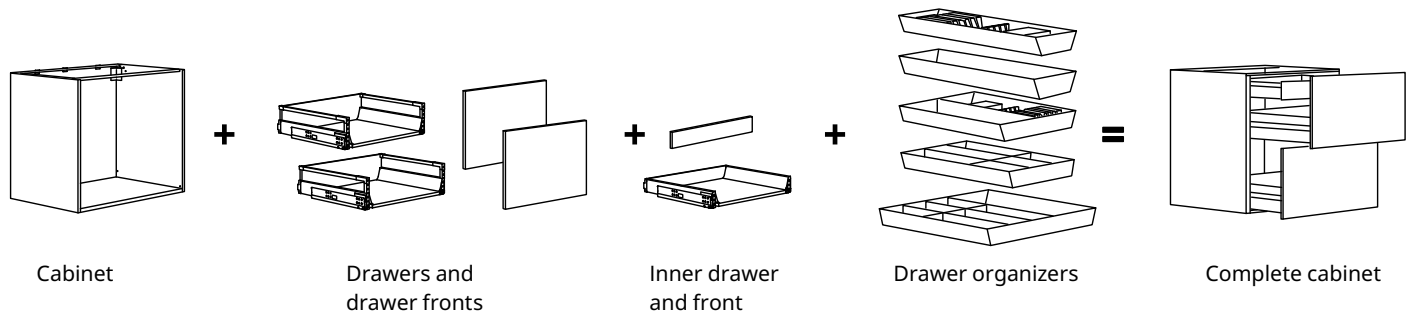
1. Fully extendable, soft-closing MAXIMERA drawers behind the door enable you to see, reach and access everything. Even the things at the back you thought you didn't have.
2. Customize your storage in the drawers with the help of MAXIMERA adjustable dividers, and add organizers such as flatware trays, plate holders and boxes from the UPPDATERA and VARIERA series to keep everything in perfect order and easy to find.
3. With an UTRUSTA corner cabinet pull-out fitting it's easy to see and reach even the things furthest away in the deep corner. You can also choose carousels for both wall and base cabinets — just swivel them around to swiftly reach everything inside.
4. Create extra shelves with VARIERA shelf inserts to get more space for glasses, bowls and jars.
5. Make recycling fast and easy with HÅLLBAR lids and bins that you can combine in different ways depending on your needs. You can place them at the bottom of cabinets or in a shallow MAXIMERA sink drawer. Shallow drawers provide function while giving space to the pipes under the sink. A tip is to place an inner drawer above the recycling bins for storing extra bags, sponges, etc.
6. UPPDATERA knife and utensil trays keep everything in place. And pot lid organizers from VARIERA will keep the lids in place, creating more room for the pots and pans.
7. To utilize the space in the cabinet as much as possible, you can have hidden inner drawers inside larger drawers and behind doors to store all the small things you have in the kitchen. In this example we've put UPPDATERA inserts for spice jars in the inner drawer to make it easy to season the food while cooking.
8. MAXIMERA add-on sides for medium and high drawers allow you to stack things on top of one another without them falling out the side when you open the drawer.

Above drawing is for illustration purposes only. Actual products may differ.

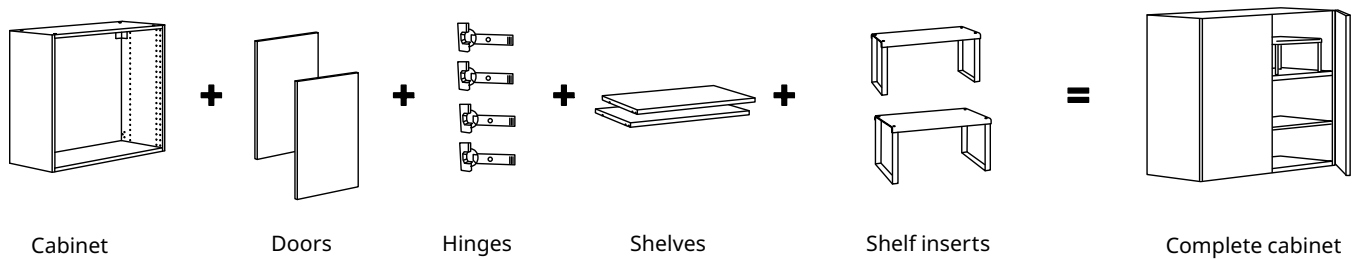
# HOW TO COMBINE YOUR OWN CABINET SOLUTION

The flexibility of the SEKTION kitchen system allows you to build your very own **personalized kitchen**. When combining it yourself, you can get just the size and functionality that you want. Here are some solutions that you can use as inspiration when creating your own personal combinations. (If you prefer predefined kitchen cabinet combinations, you'll find many options starting on page 17, and even more in the IKEA Home Planner on [IKEA-USA.com/homeplanner](http://IKEA-USA.com/homeplanner))

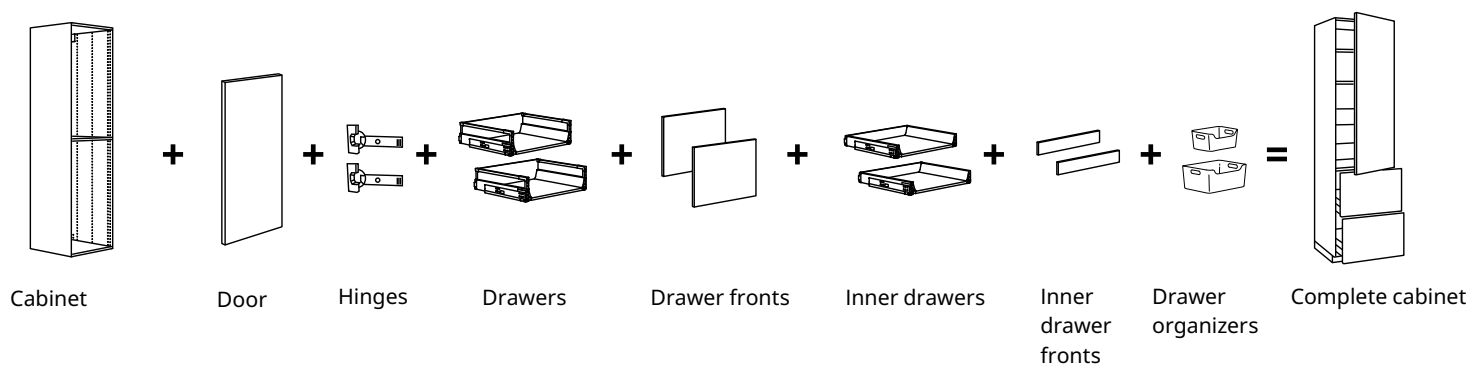
## BASE CABINET WITH DRAWERS AND INNER DRAWER



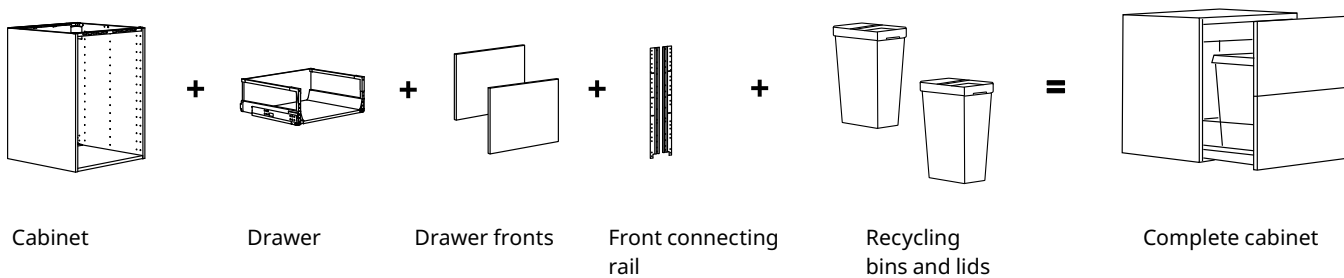
## WALL CABINET WITH SHELF



## HIGH CABINET WITH DRAWERS, INNER DRAWERS AND SHELVES

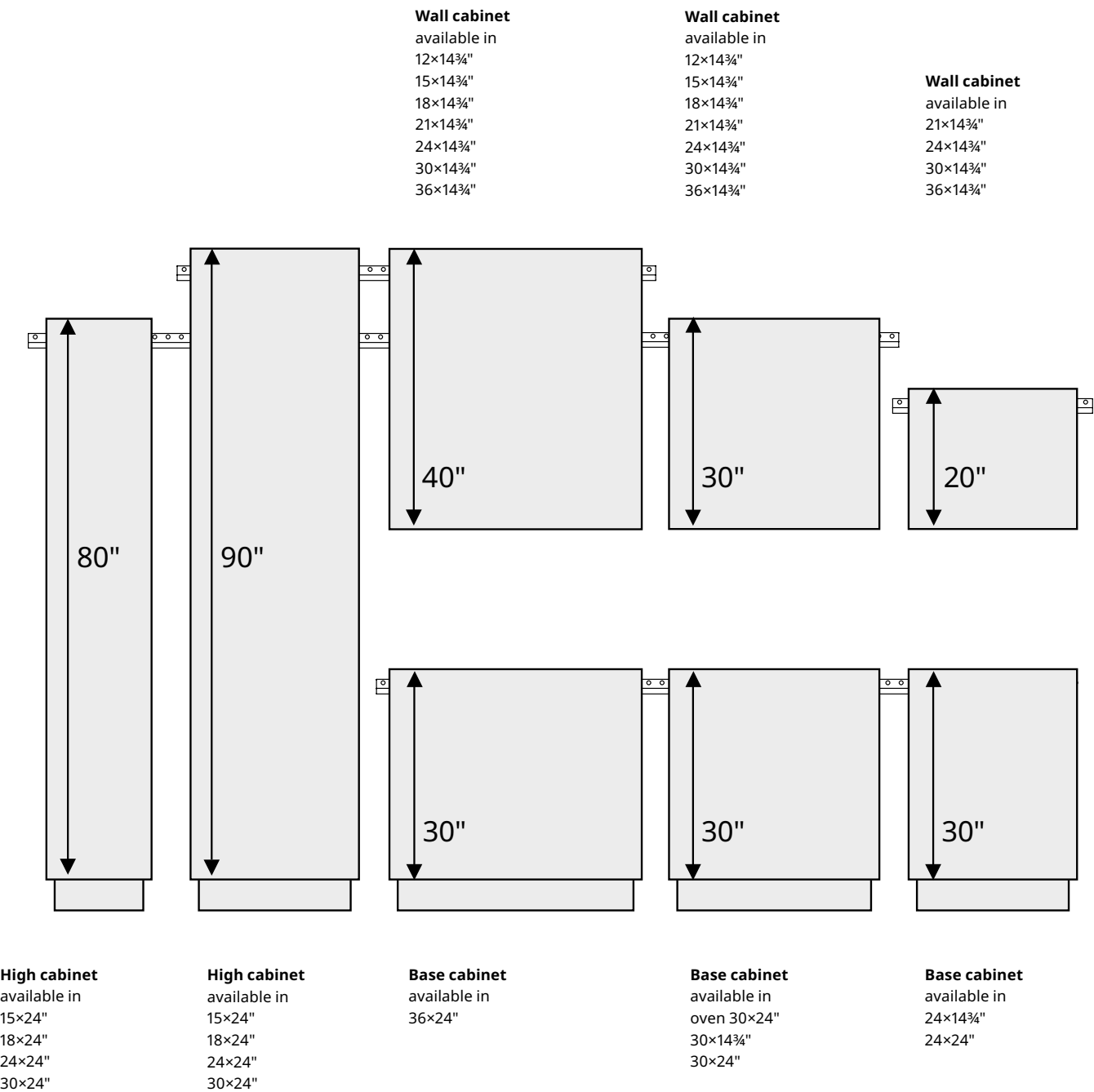


## BASE CABINET WITH DRAWERS AND RECYCLING SOLUTION



# DESIGNED TO FIT YOUR SPACE

**Find the right cabinet for you.** On these pages you get an overview of the different cabinets in the range. Read about the different types here and look through the following pages to find the cabinets to fit your needs and style.



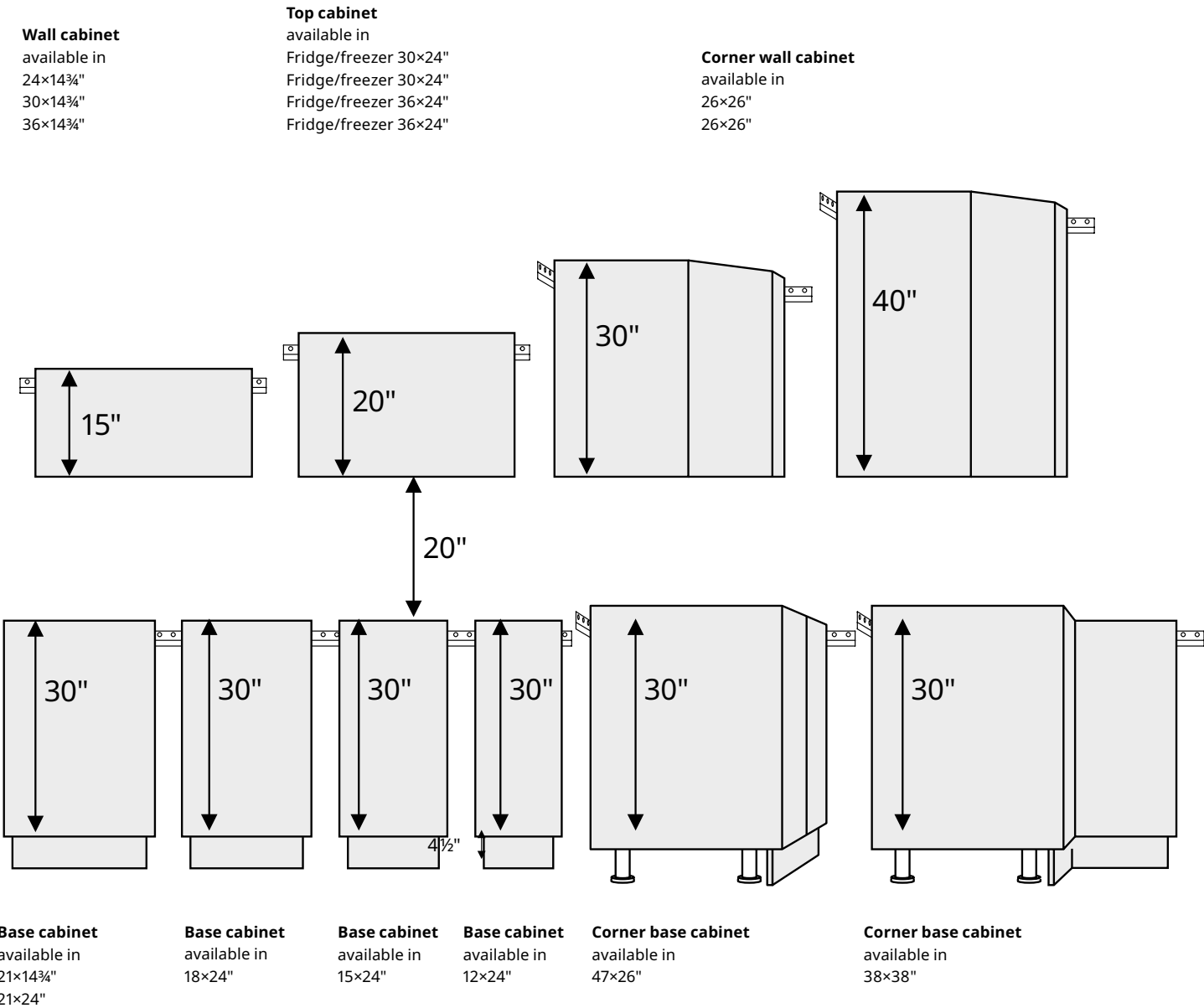


**Base cabinet** Height 30"  
Depth 24" or 14¾". Work height 36" including 4½" toekick/legs and 1½" countertop. Price includes frame, door/drawer fronts, hinges, drawers and shelves where shown. Drawer dampers are included in all MAXIMERA drawers. Legs, toekick and knobs/handles sold separately.

**Wall cabinet** Depth 14¾". Price includes frame, door/drawer fronts, hinges, drawers and shelves where shown. Drawer dampers are included in all MAXIMERA drawers. Knobs/handles sold separately.

**High cabinet** Depth 24" or 14¾". Price includes frame, door/drawer fronts, hinges, drawers and shelves where shown. Drawer dampers are included in all MAXIMERA drawers. Legs, toekick and knobs/handles sold separately.











**Top cabinet** Depth 24". Price includes frame, door, hinges and shelves where shown. Knobs/handles are sold separately. Top cabinets for fridges/freezers are ventilated.




# CABINETS

Choose the sizes and shapes of your cabinets according to your needs and available space. Fill them with smart interiors, then dress them with fronts, knobs and handles for the look of your choice.



## SEKTION Base cabinets

	<b>SEKTION Base cabinet frame W12xD24xH30".</b> White 102.653.92
	<b>SEKTION Base cabinet frame W15xD24xH30".</b> White 002.653.97
	<b>SEKTION Base cabinet frame W18xD24xH30".</b> White 202.653.96
	<b>SEKTION Base cabinet frame W21xD14¼xH30".</b> White 602.653.99
	<b>SEKTION Base cabinet frame W21xD24xH30".</b> White 302.654.14
	<b>SEKTION Base cabinet frame W24xD14¼xH30".</b> White 402.653.95
	<b>SEKTION Base cabinet frame W24xD24xH30".</b> White 902.653.88
	<b>SEKTION Base cabinet frame W30xD14¼xH30".</b> White 502.653.90
	<b>SEKTION Base cabinet frame W30xD24xH30".</b> White 302.653.86
	<b>SEKTION Base cabinet frame W36xD24xH30".</b> White 802.653.98













## SEKTION Base cabinet for built-in oven

	<b>SEKTION Base cabinet for oven W30xD24xH30".</b> White 502.986.49
---	--

## SEKTION Base cabinets for corner

	<b>SEKTION Base corner cabinet frame W38xD38xH30".</b> White 702.655.01
	<b>SEKTION Base corner cabinet frame W50xD24xH30".</b> White 505.967.57

## SEKTION Wall cabinets

	<b>SEKTION Wall cabinet frame W12xD14¼xH30".</b> White 102.654.72
	<b>SEKTION Wall cabinet frame W12xD14¼xH40".</b> White 902.654.73
	<b>SEKTION Wall cabinet frame W15xD14¼xH30".</b> White 902.654.54
	<b>SEKTION Wall cabinet frame W15xD14¼xH40".</b> White 002.654.63
	<b>SEKTION Wall cabinet frame W18xD14¼xH30".</b> White 802.654.64
	<b>SEKTION Wall cabinet frame W18xD14¼xH40".</b> White 002.654.58
	<b>SEKTION Wall cabinet frame W21xD14¼xH30".</b> White 502.654.51
	<b>SEKTION Wall cabinet frame W21xD14¼xH40".</b> White 302.654.52
	<b>SEKTION Wall cabinet frame W24xD14¼xH15".</b> White 302.654.66
	<b>SEKTION Wall cabinet frame W24xD14¼xH20".</b> White 202.654.57
	<b>SEKTION Wall cabinet frame W24xD14¼xH30".</b> White 702.654.50
	<b>SEKTION Wall cabinet frame W24xD14¼xH40".</b> White 502.654.70

# CABINETS

## SEKTION Wall cabinets



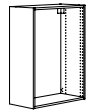
**SEKTION Wall cabinet frame W30×D14¾×H15".**  
White 202.654.62



**SEKTION Wall cabinet frame W30×D14¾×H20".**  
White 102.654.53



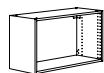
**SEKTION Wall cabinet frame W30×D14¾×H30".**  
White 702.654.69



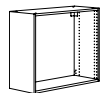
**SEKTION Wall cabinet frame W30×D14¾×H40".**  
White 902.654.68



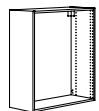
**SEKTION Wall cabinet frame W36×D14¾×H15".**  
White 402.654.56



**SEKTION Wall cabinet frame W36×D14¾×H20".**  
White 302.654.71



**SEKTION Wall cabinet frame W36×D14¾×H30".**  
White 902.654.49



**SEKTION Wall cabinet frame W36×D14¾×H40".**  
White 602.654.60



**SEKTION Wall cabinet frame range hood with shelf W30×D15×H20".**  
White 304.873.49



**SEKTION Wall cabinet frame range hood with shelf W30×D15×H30".**  
White 904.873.51

## SEKTION Top cabinets



**SEKTION Fridge/freezer top cabinet frame W30×D24×H15".**  
White 602.655.11



**SEKTION Fridge/freezer top cabinet frame W30×D24×H20".**  
White 402.655.12



**SEKTION Fridge/freezer top cabinet frame W36×D24×H15".**  
White 002.655.09



**SEKTION Fridge/freezer top cabinet frame W36×D24×H20".**  
White 202.655.13

## SEKTION High cabinets



**SEKTION High cabinet frame W15×D24×H80".**  
White 802.654.40



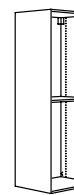
**SEKTION High cabinet frame W15×D24×H90".**  
White 102.654.48



**SEKTION High cabinet frame W18×D24×H80".**  
White 002.654.44



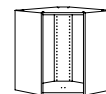
**SEKTION High cabinet frame W18×D24×H90".**  
White 002.654.39



**SEKTION High cabinet frame W24×D24×H80".**  
White 202.654.38

**SEKTION High cabinet frame W24×D24×H90".**  
White 702.654.45

## SEKTION Wall cabinets for corner



**SEKTION Corner wall cabinet frame W26×D26×H30".**  
White 102.655.04



**SEKTION Corner wall cabinet frame W26×D26×H40".**  
White 302.655.03

# OPEN STORAGE – ALL THE PARTS

These open cabinets put things close at hand and create a nice break in a row of cabinets with doors. Fill it with often-used items or your favorite cookbooks to make your space more personal.



## TORNVIKEN Open cabinet frame

W9xD14 3/8 x H15".

Gray	803.590.28
Off-white	003.590.32



W9xD14 3/8 x H30".

Gray	203.590.26
Off-white	103.590.36



W9xD14 3/8 x H40".

Gray	003.590.27
Off-white	303.590.35



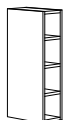
## TORNVIKEN Box W9xD14 3/8 x H15".

Gray	603.590.29
Off-white	803.590.33



## VADHOLMA Open storage Brown/stained ash

W9xD14 3/8 x H15"	203.743.43
W9xD14 3/8 x H30"	003.743.44
W9xD14 3/8 x H40"	703.743.45



## VADHOLMA Drawer unit W15xD14 3/8 x H15".

Brown/stained ash	403.743.42
-------------------	------------



## VADHOLMA Wine shelf W15xD14 3/8 x H15".

Brown/stained ash	503.743.46
-------------------	------------

## Legs and Suspension Rail



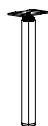
## CAPITA Legs H4-5".

Stainless steel	602.635.74	4pk
-----------------	------------	-----



## SEKTION Legs H4 1/2".

	905.560.71	2pk
--	------------	-----



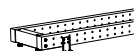
## SEKTION Supporting leg H14 3/8-15".

Stainless steel	302.872.51
-----------------	------------



## SEKTION Suspension rail L84".

Galvanized	602.615.27
------------	------------

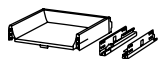


## SEKTION Floor anchoring frame for kitchen island L82 3/8".

Pine	105.570.36
------	------------

# INTERIOR FITTINGS

MAXIMERA drawers fully extend, and thanks to a built-in damper they always close softly and quietly.



## MAXIMERA Drawer, low White

### Depth 14¾"

W15×D14¾×H3½"	302.656.59
W18×D14¾×H3½"	502.656.58
W24×D14¾×H3½"	402.656.54
W30×D14¾×H3½"	102.656.60
W36×D14¾×H3½"	102.656.55

### Depth 24"

W15×D24×H3½"	502.656.63
W18×D24×H3½"	702.656.57
W24×D24×H3½"	702.656.62
W30×D24×H3½"	902.656.56
W36×D24×H3½"	902.656.61



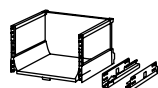
## MAXIMERA Drawer, medium White

### Depth 14¾"

W15×D14¾×H5½"	402.656.73
W18×D14¾×H5½"	202.656.74
W24×D14¾×H5½"	402.656.68
W30×D14¾×H5½"	802.656.71
W36×D14¾×H5½"	202.656.69

### Depth 24"

W15×D24×H5½"	002.656.70
W18×D24×H5½"	002.656.65
W21×D24×H5½"	602.656.72
W24×D24×H5½"	802.656.66
W30×D24×H5½"	302.656.64
W36×D24×H5½"	602.656.67



## MAXIMERA Drawer, high White

### Depth 17¾"

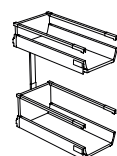
W24×D17¾×H8¾"	402.766.95
W30×D17¾×H8¾"	202.766.96
W36×D17¾×H8¾"	002.766.97

### Depth 24"

W15×D24×H8¾"	302.656.78
W18×D24×H8¾"	502.656.82
W24×D24×H8¾"	102.656.79
W30×D24×H8¾"	702.656.76
W36×D24×H8¾"	102.656.84

## MAXIMERA Pull-out interior fittings

W12×D24×H23¾"	302.972.74
---------------	------------



## UTRUSTA Drawer front, low White

W15×H3¾"	402.656.25
W18×H3¾"	602.656.29
W24×H3¾"	802.656.28
W30×H3¾"	202.656.26
W36×H3¾"	002.656.27



## UTRUSTA Drawer front, medium White

W15×H6½"	602.656.34
W18×H6½"	102.656.36
W21×H6½"	302.656.35
W24×H6½"	202.656.31
W30×H6½"	002.656.32
W36×H6½"	802.656.33



## UTRUSTA Drawer front, high White

W15×H8¾"	902.656.37
W18×H8¾"	702.656.38
W24×H8¾"	502.656.39
W30×H8¾"	302.656.40
W36×H8¾"	902.656.42




## MAXIMERA Add-on sides for drawer Glass

### Medium drawer

W14¾"	702.388.62	2pk
W23¾"	302.388.59	2pk

### High drawer

W23¾"	502.388.58	2pk
-------	------------	-----



## UPDATERA Divider for drawer White

W15×H5-7¾"	804.914.43
W24×H4¾"	604.914.44
W30×H4¾"	304.914.45



















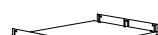

## UTRUSTA Wire basket

W15×D24"	802.656.52
W18×D24"	202.656.50
W24×D24"	002.656.51




# INTERIOR FITTINGS

## Shelves

	<b>UTRUSTA Shelf W12×D14¾".</b>		
	White	402.655.31	2pk
	<b>UTRUSTA Shelf W12×D24".</b>		
	White	902.655.24	2pk
	<b>UTRUSTA Shelf W15×D14¾".</b>		
	Glass	202.656.07	2pk
	White	802.655.48	2pk
	<b>UTRUSTA Shelf W15×D24".</b>		
	White	602.655.25	2pk
	<b>UTRUSTA Shelf W18×D14¾".</b>		
	Glass	002.656.13	2pk
	White	802.655.29	2pk
	<b>UTRUSTA Shelf W18×D24".</b>		
	White	202.655.32	2pk
	<b>UTRUSTA Shelf W21×D14¾".</b>		
	White	602.655.30	2pk
	<b>UTRUSTA Shelf W21×D24".</b>		
	White	202.655.27	2pk
	<b>UTRUSTA Shelf W24×D14¾".</b>		
	Glass	002.656.08	2pk
	White	102.655.23	2pk
	<b>UTRUSTA Shelf W24×D24".</b>		
	White	002.655.33	2pk
	<b>UTRUSTA Shelf W30×D14¾".</b>		
	Glass	802.656.09	2pk
	White	502.655.35	2pk
	<b>UTRUSTA Shelf W30×D24".</b>		
	White	002.655.28	2pk
	<b>UTRUSTA Shelf W36×D14¾".</b>		
	Glass	402.656.11	2pk
	White	402.655.26	2pk
	<b>UTRUSTA Shelf W36×D24".</b>		
	White	802.655.34	2pk

	<b>UTRUSTA Shelf for corner base cabinet White</b>	
	W38"	706.024.89
	W50"	605.967.66
	<b>UTRUSTA Shelf for corner wall cabinet W26".</b>	
	Glass	802.656.14
	White	702.656.19
	<b>UTRUSTA Reinforced ventilated shelf W30×D24".</b>	
	White	704.873.47
	<b>UTRUSTA Pull-out work surface W22½×D21½".</b>	
	White	605.105.79

## Corner interiors

	<b>UTRUSTA Wall corner cabinet carousel</b>	
	W26⅞"	802.656.47
	<b>UTRUSTA Corner base cabinet carousel Gray</b>	
	W38"	606.018.00
	<b>UTRUSTA Corner base cabinet pull-out fitting Gray</b>	
	W50"	505.967.62

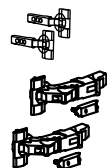
# INTERIOR FITTINGS



**UTRUSTA Hinges** For mounting two corner wall cabinet doors.  
45° 202.619.92 2pk



**UTRUSTA Hinges** Fits cabinets for built-in fridge/freezers.  
95° 202.046.47 2pk



**UTRUSTA Hinges with built-in damper**  
110° 805.248.82 2pk  
153° 104.272.62 2pk



**UTRUSTA Hinges for corner cabinet with built-in damper**  
95° 806.073.73 2pk



**UTRUSTA Hinges with built-in damper for horizontal door**  
For doors up to W36×H15".  
White 804.654.15 2pk



**UTRUSTA Hinges for push-open for horizontal door**  
For doors up to W36×H15".  
White 404.654.17 2pk



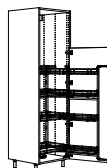
**UTRUSTA Door push openers**  
802.302.24 2pk



**UTRUSTA Electric drawer push opener**  
302.387.03



**UTRUSTA Assembly kit for pull-out function** (Door front sold separately.)  
W13¾×H11¾" 805.105.83



**UTRUSTA Pull-out rack for cleaning supplies** Galvanized  
W13×D20¾×H52½" 105.808.24



**UTRUSTA Pull-out rack for cleaning supplies**  
L14×W22¾×H53" 803.258.92



**SEKTION Reinforced ventilated top rail** Galvanized

L24" 002.845.79  
L30" 802.845.80  
L36" 602.845.81



**SEKTION Ventilation grill** W16¾×H3¾".

Stainless steel 702.561.77



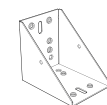
**UTRUSTA Connecting rail for fronts**  
202.774.36



**UTRUSTA Connection hardware for doors**  
303.669.17



**UTRUSTA Fixture for mounting door on drawer**  
002.807.55



**UTRUSTA Corner hardware** L4¼×W3¾×H3¾".

Galvanized 103.436.44 2pk



**VARIERA Shelf hole plugs** Gives your kitchen a finished look by covering the unused drill holes. Easy to install – just give the cap a slight push with your finger. Suitable for all products with ¾" holes.

White 002.263.15 100pk

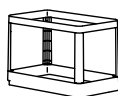
## RECYCLING SOLUTIONS

Customize your recycling so that it suits you and your home. By choosing and combining the bins and lids you need, you get a completely personal solution. Good for both you and the planet!



### HÅLLBAR Bin Light gray

101 oz, W7½×D6¾×H6¾"	904.321.94
3 gal, W10¾×D8¾×H12¾"	803.980.58
6 gal, W10¾×D15¼×H12¾"	204.202.03
9 gal, W9¾×D15¼×H21¾"	504.202.06



### HÅLLBAR Pull-out recycling tray

Fits in base cabinets. Use with HÅLLBAR bin.  
W10¾×D17¾×H12¾" 204.228.53



### VARIERA Plastic bag dispenser

W6¼×D5½×H17¾" 800.102.22

## KITCHEN ACCESSORIES

### DRAWER AND SHELF ORGANIZERS

Less time searching, more time for fun — clever fittings inside drawers and cabinets keep things organized. A helpful tip is to keep things close to where they are used as this enables a smooth workflow.



### VARIERA Box W9½×D6¾×H4¾".

White	301.550.19
Black	804.710.44
Gray	504.710.50
Green	104.710.47



### VARIERA Box W13¼×D9½×H5¾".

White	701.772.55
-------	------------



### VARIERA Shelf insert White

W12¾×D5½×H6¼"	801.366.22
W12¾×D11×H6¼"	601.366.23



### VARIERA Shelf insert White

17¾×5½×6¼"	405.429.58
17¾×11¾×6¼"	805.429.61




### VARIERA Pot lid organizer

L3¼–19¾×W5¾×H4"	701.548.00
-----------------	------------



### VARIERA Turntable

Ø10¼, H1½"	105.361.57
------------	------------



### VARIERA Drawer mat Clear

L59×W19¾"	800.128.53
-----------	------------



### UPPDATERA Drawer mat Gray

L31×W20" 605.510.46



### UTRUSTA Partitions Silver-color

W13¾×H11¾" 202.971.04 **2pk**



### UTRUSTA Towel rail White

W6¼" 502.472.16



### UPPDATERA pegboard drawer organizer

Anthracite 405.541.16



### SMÄCKER Flatware tray W12¼×D10¼×H2"

Anthracite 106.014.59  
Bright green 806.014.65

### STÖDJA Flatware tray White

W11¾×D19¾" 101.772.20  
W14¼×D19¾" 701.772.22



### STÖDJA Utensil tray White

W6" 601.772.27



### UPPDATERA Flatware tray

White 704.914.10  
Light Bamboo 204.914.84



### UPPDATERA Knife rack for tray

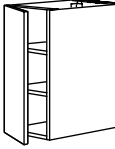

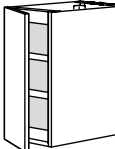
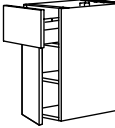
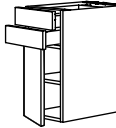





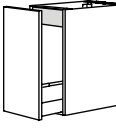

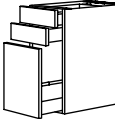
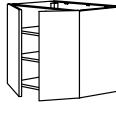
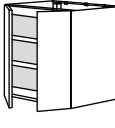
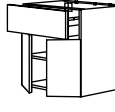
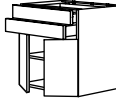
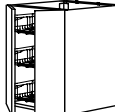
Black 804.913.63



# CABINETS

- Combinations include frame, fronts, hinges, shelves and drawers where shown.
- Door and drawer dampers are included in all combinations.
- Legs, toe-kicks and knob/handles are sold separately.

## Base cabinets 24" deep


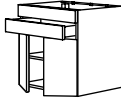




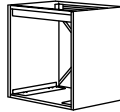
<div><div>B1D</div><div></div></div>	<div><div>Base cabinet with 1 door</div><div><div>W12×D24×H30</div><div>W15×D24×H30</div><div>W18×D24×H30</div><div>W21×D24×H30</div><div>W24×D24×H30</div></div></div>	<div><div>B1DW</div><div></div></div>	<div><div>Base cabinet with 1 door and wire baskets</div><div><div>W15×D24×H30</div><div>W18×D24×H30</div><div>W24×D24×H30</div></div></div>	<div><div>B1D3I</div><div></div></div>	<div><div>Base cabinet with 1 door and 3 inner drawers</div><div><div>W15×D24×H30</div><div>W18×D24×H30</div><div>W21×D24×H30</div><div>W24×D24×H30</div></div></div>
<div><div>B1D1E</div><div></div></div>	<div><div>Base cabinet with 1 door and 1 drawer</div><div><div>W15×D24×H30</div><div>W18×D24×H30</div><div>W24×D24×H30</div></div></div>	<div><div>B1D2E</div><div></div></div>	<div><div>Base cabinet with 1 door and 2 drawers</div><div><div>W15×D24×H30</div><div>W18×D24×H30</div><div>W24×D24×H30</div></div></div>	<div><div>B2E1I</div><div></div></div>	<div><div>Base cabinet with 2 drawers and 1 inner drawer</div><div><div>W15×D24×H30</div><div>W18×D24×H30</div><div>W24×D24×H30</div><div>W30×D24×H30</div><div>W36×D24×H30</div></div></div>
<div><div>B3E</div><div></div></div>	<div><div>Base cabinet with 3 drawers</div><div><div>W15×D24×H30</div><div>W18×D24×H30</div><div>W24×D24×H30</div><div>W30×D24×H30</div><div>W36×D24×H30</div></div></div>	<div><div>B3EE1I</div><div></div></div>	<div><div>Base cabinet with 3 drawers and 1 inner drawer</div><div><div>W15×D24×H30</div><div>W18×D24×H30</div><div>W24×D24×H30</div><div>W30×D24×H30</div><div>W36×D24×H30</div></div></div>	<div><div>B4E</div><div></div></div>	<div><div>Base cabinet with 4 drawers</div><div><div>W15×D24×H30</div><div>W18×D24×H30</div><div>W24×D24×H30</div><div>W30×D24×H30</div><div>W36×D24×H30</div></div></div>
<div><div>B6E</div><div></div></div>	<div><div>Base cabinet with 6 drawers</div><div><div>W15×D24×H30</div><div>W18×D24×H30</div><div>W24×D24×H30</div><div>W30×D24×H30</div><div>W36×D24×H30</div></div></div>	<div><div>BP1D</div><div></div></div>	<div><div>Base cabinet with pull-out function</div><div><div>W15×D24×H30</div><div>W18×D24×H30</div><div>W24×D24×H30</div></div></div>	<div><div>BP1E</div><div></div></div>	<div><div>Base cabinet with pull-out function and 1 drawer</div><div><div>W15×D24×H30</div><div>W18×D24×H30</div><div>W24×D24×H30</div></div></div>
<div><div>BP2E</div><div></div></div>	<div><div>Base cabinet with pull-out function and 2 drawers</div><div><div>W15×D24×H30</div><div>W18×D24×H30</div><div>W24×D24×H30</div></div></div>	<div><div>B2D</div><div></div></div>	<div><div>Base cabinet with double doors</div><div><div>W24×D24×H30</div><div>W30×D24×H30</div><div>W36×D24×H30</div></div></div>	<div><div>B2D3I</div><div></div></div>	<div><div>Base cabinet with double doors and 3 inner drawers</div><div><div>W24×D24×H30</div><div>W30×D24×H30</div><div>W36×D24×H30</div></div></div>
<div><div>B2D1E</div><div></div></div>	<div><div>Base cabinet with double doors and 1 drawer</div><div><div>W30×D24×H30</div><div>W36×D24×H30</div></div></div>	<div><div>B2D2E</div><div></div></div>	<div><div>Base cabinet with double doors and 2 drawers</div><div><div>W30×D24×H30</div><div>W36×D24×H30</div></div></div>	<div><div>B2DW</div><div></div></div>	<div><div>Base cabinet with double doors and wire baskets</div><div><div>W24×D24×H30</div></div></div>

The combinations shown here are a fraction of what you can create. With SEKTION the possibilities are practically endless! Base and high cabinets need to be completed with either plinths/legs or visible legs.





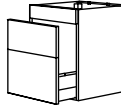


# CABINETS

- Combinations include frame, fronts, hinges, shelves and drawers where shown.
- Door and drawer dampers are included in all combinations.
- Legs, toe-kicks and knob/handles are sold separately.

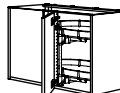


## Base cabinets for cooktops

<b>CT2D1E</b> 	<b>Base cabinet for cooktop with 2 doors and 1 drawer</b> W30×D24×H30 W36×D24×H30	<b>CT2D1E1F</b> 	<b>Base cabinet for cooktop with 2 doors, 1 drawer and 1 fixed front</b> W30×D24×H30 W36×D24×H30	<b>CT2E1I</b> 	<b>Base cabinet for cooktop with 2 drawers and 1 inner drawer</b> W30×D24×H30 W36×D24×H30
<b>CT2E1F</b> 	<b>Base cabinet for cooktop with 2 drawers and 1 fixed front</b> W30×D24×H30 W36×D24×H30	<b>CT3E</b> 	<b>Base cabinet for cooktop with 3 drawers</b> W30×D24×H30 W36×D24×H30	<b>CT3E1F</b> 	<b>Base cabinet for cooktop with 3 drawers and 1 fixed front</b> W30×D24×H30 W36×D24×H30
<b>CTO</b> 	<b>Base cabinet for built-in oven</b> W30×D24×H30				

## Base cabinets for recycling

<b>RP1D4B</b> 	<b>Base cabinet for recycling with pull-out function (can be completed with 4 bins)</b> W15×D24×H30	<b>RP2F4B</b> 	<b>Base cabinet for recycling with pull-out function (can be completed with 4 bins)</b> W15×D24×H30	<b>RP1D2B</b> 	<b>Base cabinet for recycling with pull-out function (can be completed with 2 bins)</b> W15×D24×H30 W24×D24×H30
<b>RP2F2B</b> 	<b>Base cabinet for recycling with pull-out function (can be completed with 2 bins)</b> W18×D24×H30 W24×D24×H30	<b>RP2F1E</b> 	<b>Base cabinet for recycling with pull-out function and 1 drawer (can be completed with 2 bins)</b> W18×D24×H30 W24×D24×H30	<b>RP3F2B</b> 	<b>Base cabinet for recycling with pull-out function (can be completed with 2 bins)</b> W18×D24×H30 W24×D24×H30
<b>RP3F4B</b> 	<b>Base cabinet for recycling with pull-out function (can be completed with 4 bins)</b> W15×D24×H30				

## Corner base cabinets







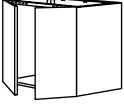
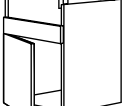
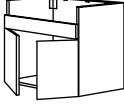
<b>CBP</b> 	<b>Corner base cabinet with pull-out function</b> W47×D24×H30	<b>CBS</b> 	<b>Corner base cabinet with shelf</b> W47×D24×H30	<b>CBC</b> 	<b>Corner base cabinet with carousel</b> W38×D38×H30
---	--	---	--	---	---

The combinations shown here are a fraction of what you can create. With SEKTION the possibilities are practically endless! Base and high cabinets need to be completed with either plinths/legs or visible legs.

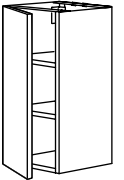
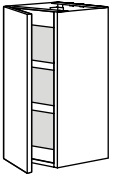
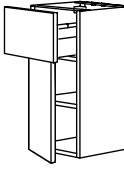
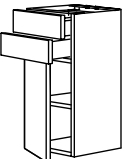
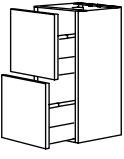
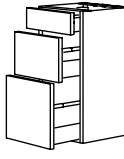







# CABINETS

- Combinations include frame, fronts, hinges, shelves and drawers where shown.
- Door and drawer dampers are included in all combinations.
- Legs, toe-kicks and knob/handles are sold separately.

## Sink cabinets

<b>SB1D</b> 	<b>Sink cabinet with 1 door</b> W24×D24×H30	<b>SBP</b> 	<b>Sink cabinet with pull-out function</b> W24×D24×H30	<b>SBP2F</b> 	<b>Sink cabinet with pull-out function</b> W24×D24×H30 W30×D24×H30 W36×D24×H30
<b>SBP3F</b> 	<b>Sink cabinet with pull-out function and 1 fixed front</b> W24×D24×H30 W30×D24×H30 W36×D24×H30	<b>SBP3EF</b> 	<b>Sink cabinet with pull-out function</b> W24×D24×H30 W30×D24×H30 W36×D24×H30	<b>SBP4F</b> 	<b>Sink cabinet with pull-out function and 1 fixed front</b> W24×D24×H30 W30×D24×H30 W36×D24×H30
<b>SB2D</b> 	<b>Sink cabinet with 2 doors</b> W24×D24×H30 W30×D24×H30 W36×D24×H30	<b>SBJ1D</b> 	<b>Sink cabinet for HAVSEN sink with 1 door</b> W24×D24×H30	<b>SBJ2D</b> 	<b>Sink cabinet for HAVSEN sink with 2 doors</b> W36×D24×H30

## Base shallow cabinets 15" deep

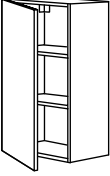
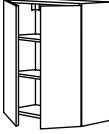
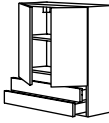
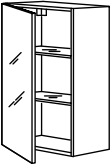
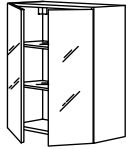
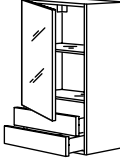
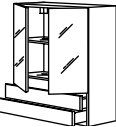
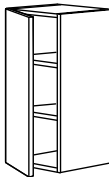
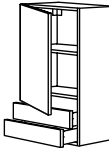
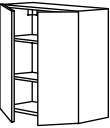


<b>BS1D</b> 	<b>Base shallow cabinet with 1 door</b> W21×D15×H30 W24×D15×H30	<b>BS1D3I</b> 	<b>Base shallow cabinet with 1 door and 3 inner drawers</b> W24×D15×H30	<b>BS1D1E</b> 	<b>Base shallow cabinet with 1 door and 1 drawer</b> W24×D15×H30
<b>BS1D2E</b> 	<b>Base shallow cabinet with 1 door and 2 drawers</b> W24×D15×H30	<b>BS2E</b> 	<b>Base shallow cabinet with 2 drawers</b> W24×D15×H30 W30×D15×H30	<b>BS3E</b> 	<b>Base shallow cabinet with 3 drawers</b> W24×D15×H30 W30×D15×H30
<b>BS3EE</b> 	<b>Base shallow cabinet with 3 drawers</b> W24×D15×H30 W30×D15×H30	<b>BS4E</b> 	<b>Base shallow cabinet with 4 drawers</b> W24×D15×H30 W30×D15×H30	<b>BS6E</b> 	<b>Base shallow cabinet with 6 drawers</b> W24×D15×H30 W30×D15×H30
<b>BS2D</b> 	<b>Base shallow cabinet with 2 doors</b> W24×D15×H30 W30×D15×H30	<b>BS2D3I</b> 	<b>Base shallow cabinet with 2 doors and 3 inner drawers</b> W24×D15×H30 W30×D15×H30	<b>BS2G</b> 	<b>Base shallow cabinet with 2 glass doors</b> W30×D15×H30
<b>BS2D2E</b> 	<b>Base shallow cabinet with 2 doors and 2 drawers</b> W30×D15×H30				

The combinations shown here are a fraction of what you can create. With SEKTION the possibilities are practically endless! Base and high cabinets need to be completed with either plinths/legs or visible legs.

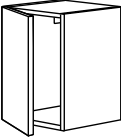
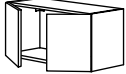
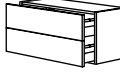
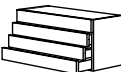
# CABINETS

- Combinations include frame, fronts, hinges, shelves and drawers where shown.
- Door and drawer dampers are included in all combinations.
- Legs, toekicks and knob/handles are sold separately.

## Wall cabinets (all 30" wide wall cabinets can be used as fan cabinets)

<b>W1D</b> 	<b>Wall cabinet 30" high with 1 door</b> W12×D15×H30 W15×D15×H30 W18×D15×H30 W21×D15×H30 W24×D15×H30	<b>W2D</b> 	<b>Wall cabinet 30" high with 2 doors</b> W24×D15×H30 W30×D15×H30 W36×D15×H30	<b>W2D2E</b> 	<b>Wall cabinet 30" high with 2 doors and 2 drawers</b> W24×D15×H30 W30×D15×H30 W36×D15×H30
<b>W1G</b> 	<b>Wall cabinet 30" high with 1 glass door</b> W15×D15×H30 W18×D15×H30	<b>W2G</b> 	<b>Wall cabinet 30" high with 2 glass doors</b> W30×D15×H30 W36×D15×H30	<b>W1G2E</b> 	<b>Wall cabinet 40" high with 1 glass door and 2 drawers</b> W15×D15×H40 W18×D15×H40
<b>W2G2E</b> 	<b>Wall cabinet 40" high with 2 glass doors and 2 drawers</b> W30×D15×H40 W36×D15×H40	<b>W1D</b> 	<b>Wall cabinet 40" high with 1 door</b> W12×D15×H40 W15×D15×H40 W18×D15×H40 W21×D15×H40 W24×D15×H40	<b>W1D2E</b> 	<b>Wall cabinet 40" high with 1 door and 2 drawers</b> W15×D15×H40 W18×D15×H40 W24×D15×H40
<b>W2D</b> 	<b>Wall cabinet 40" high with 2 doors</b> W24×D15×H40 W30×D15×H40 W36×D15×H40	<b>W1G</b> 	<b>Wall cabinet 40" high with 1 glass door</b> W15×D15×H40 W18×D15×H40	<b>W2G</b> 	<b>Wall cabinet 40" high with 2 glass doors</b> W30×D15×H40 W36×D15×H40

## Wall cabinets 20" H

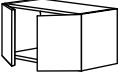




<b>W1D</b> 	<b>Wall cabinet 20" high with 1 door</b> W24×D15×H20	<b>W2D</b> 	<b>Wall cabinet 20" high with 2 doors</b> W30×D15×H20 W36×D15×H20	<b>W2E</b> 	<b>Wall cabinet 20" high with 2 drawers</b> W24×D15×H20 W30×D15×H20 W36×D15×H20
<b>W4E</b> 	<b>Wall cabinet 20" high with 4 drawers</b> W24×D15×H20 W30×D15×H20 W36×D15×H20				

The combinations shown here are a fraction of what you can create. With SEKTION the possibilities are practically endless! Base and high cabinets need to be completed with either plinths/legs or visible legs.

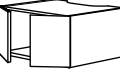
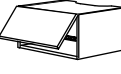
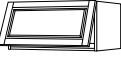

# CABINETS

- Combinations include frame, fronts, hinges, shelves and drawers where shown.
- Door and drawer dampers are included in all combinations.
- Legs, toekicks and knob/handles are sold separately.

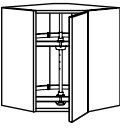
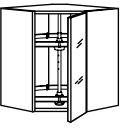
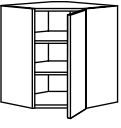

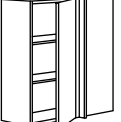
## Wall cabinets 15" H

<b>W2D</b> 	<b>Wall cabinet 15" high with 2 doors</b> W30×D15×H15 W36×D15×H15
<b>WH1D</b> 	<b>Wall cabinet 15" high with 1 horizontal door</b> W24×D15×H15 W30×D15×H15 W36×D15×H15
<b>WH1G</b> 	<b>Wall cabinet 15" high with 1 horizontal glass door</b> W30×D15×H15
<b>WH2D</b> 	<b>Wall cabinet 30" high with 2 horizontal doors</b> W24×D15×H30 W30×D15×H30 W36×D15×H30
<b>WH2G</b> 	<b>Wall cabinet 30" high with 2 horizontal glass doors</b> W30×D15×H30

## Deep wall cabinets

<b>WR2D</b> 	<b>Deep wall cabinet with 2 doors</b> W30×D24×H15 W36×D24×H15
<b>WR1H</b> 	<b>Top cabinet for fridge/freezer</b> W30×D24×H15 W36×D24×H15
<b>WR1HP</b> 	<b>Top cabinet for fridge/freezer with push-open</b> W30×D24×H15 W36×D24×H15
<b>WR2D</b> 	<b>Deep wall cabinet with 2 doors</b> W30×D24×H20 W36×D24×H20

## Corner wall cabinets

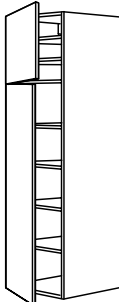
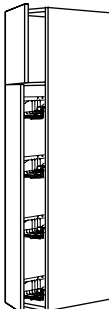
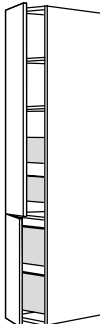
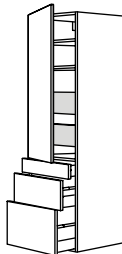
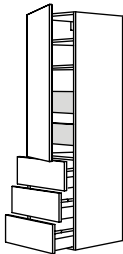
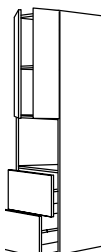
<b>CWC1D</b> 	<b>Corner wall cabinet with 1 door and carousel</b> W26×D15×H30 W26×D15×H40
<b>CWC1G</b> 	<b>Corner wall cabinet with 1 glass door and carousel</b> W26×D15×H30 W26×D15×H40
<b>CWS1D</b> 	<b>Corner wall cabinet with 1 door and shelves</b> W26×D15×H30 W26×D15×H40
<b>CWS1G</b> 	<b>Corner wall cabinet with 1 glass door and glass shelves</b> W26×D15×H30 W26×D15×H40
<b>CWB1D</b> 	<b>Corner wall cabinet</b> W38×D15×H20 W38×D15×H30 W38×D15×H40

The combinations shown here are a fraction of what you can create. With SEKTION the possibilities are practically endless! Base and high cabinets need to be completed with either plinths/legs or visible legs.

# CABINETS

- Combinations include frame, fronts, hinges, shelves and drawers where shown.
- Door and drawer dampers are included in all combinations.
- Legs, toekicks and knob/handles are sold separately.

## High cabinets 24" deep

	<div><div>H1BT6S</div><div>High cabinet with a bottom tall door and 6 shelves</div><div><div>W15×D24×H80</div><div>W18×D24×H80</div><div>W24×D24×H80</div><div>W15×D24×H90</div><div>W18×D24×H90</div><div>W24×D24×H90</div></div></div>		<div><div>H1BTW</div><div>High cabinet with a bottom tall door and wire baskets</div><div><div>W15×D24×H80</div><div>W18×D24×H80</div><div>W24×D24×H80</div><div>W15×D24×H90</div><div>W18×D24×H90</div><div>W24×D24×H90</div></div></div>		<div><div>H1BT5I</div><div>High cabinet with a bottom tall door and 5 inner drawers</div><div><div>W15×D24×H80</div><div>W18×D24×H80</div><div>W24×D24×H80</div><div>W15×D24×H90</div><div>W18×D24×H90</div><div>W24×D24×H90</div></div></div>
	<div><div>HCL2D</div><div>High cabinet with a bottom tall door and cleaning pull-out</div><div><div>W18×D24×H80</div><div>W24×D24×H80</div><div>W18×D24×H90</div><div>W24×D24×H90</div></div></div>		<div><div>H2D6S</div><div>High cabinet with 2 doors and 6 shelves</div><div><div>W15×D24×H80</div><div>W18×D24×H80</div><div>W24×D24×H80</div><div>W15×D24×H90</div><div>W18×D24×H90</div><div>W24×D24×H90</div></div></div>		<div><div>H2D4I</div><div>High cabinet with 2 doors and 4 inner drawers</div><div><div>W15×D24×H80</div><div>W18×D24×H80</div><div>W24×D24×H80</div><div>W15×D24×H90</div><div>W18×D24×H90</div><div>W24×D24×H90</div></div></div>
	<div><div>H1D2E2I</div><div>High cabinet with 1 door, 2 drawers and 2 inner drawers</div><div><div>W15×D24×H80</div><div>W18×D24×H80</div><div>W24×D24×H80</div><div>W15×D24×H90</div><div>W18×D24×H90</div><div>W24×D24×H90</div></div></div>		<div><div>H1D3E2I</div><div>High cabinet with 1 door, 3 drawers and 2 inner drawers</div><div><div>W15×D24×H80</div><div>W18×D24×H80</div><div>W24×D24×H80</div><div>W15×D24×H90</div><div>W18×D24×H90</div><div>W24×D24×H90</div></div></div>		<div><div>H1D3EE2I</div><div>High cabinet with 1 door, 3 drawers and 2 inner drawers</div><div><div>W15×D24×H80</div><div>W18×D24×H80</div><div>W24×D24×H80</div><div>W15×D24×H90</div><div>W18×D24×H90</div><div>W24×D24×H90</div></div></div>
	<div><div>HM2D2E</div><div>High cabinet for built-in microwave with 2 doors and 2 drawers</div><div><div>W30×D24×H80</div><div>W30×D24×H90</div></div></div>		<div><div>HM2D3E</div><div>High cabinet for built-in microwave with 2 doors and 3 drawers</div><div><div>W30×D24×H80</div><div>W30×D24×H90</div></div></div>		<div><div>HM2D3EE</div><div>High cabinet for built-in microwave with 2 doors and 3 drawers</div><div><div>W30×D24×H80</div><div>W30×D24×H90</div></div></div>

The combinations shown here are a fraction of what you can create. With SEKTION the possibilities are practically endless! Base and high cabinets need to be completed with either plinths/legs or visible legs.

# CABINETS

- Combinations include frame, fronts, hinges, shelves and drawers where shown.
- Door and drawer dampers are included in all combinations.
- Legs, toe-kicks and knob/handles are sold separately.

## High cabinets 24" deep (cont.)

<b>HM4D</b> <b>High cabinet for built-in microwave with 4 doors</b> W30×D24×H80 W30×D24×H90	<b>H2BT6S</b> <b>High cabinet with 2 bottom tall doors and 6 shelves</b> W30×D24×H80 W30×D24×H90	<b>H2BT6S</b> <b>High cabinet with 2 bottom tall doors and 5 inner drawers</b> W30×D24×H80 W30×D24×H90
<b>H4D6S</b> <b>High cabinet with 4 doors and 6 shelves</b> W30×D24×H80 W30×D24×H90	<b>H2D2E2I</b> <b>High cabinet with 2 doors, 2 drawers and 2 inner drawers</b> W30×D24×H80 W30×D24×H90	<b>H2D3E2I</b> <b>High cabinet with 2 doors, 3 drawers and 2 inner drawers</b> W30×D24×H80 W30×D24×H90
<b>H2D3EE2I</b> <b>High cabinet with 2 doors, 3 drawers and 2 inner drawers</b> W30×D24×H80 W30×D24×H90	<b>HMO1H1E</b> <b>High cabinet for microwave and oven combination with 1 horizontal door and 1 drawer</b> W30×D24×H80	<b>HMO2D1EM</b> <b>High cabinet for microwave and oven combination with 2 doors and 1 drawer</b> W30×D24×H80 W30×D24×H90
<b>HMO2D1EH</b> <b>High cabinet for microwave and oven combination with 2 doors and 1 drawer</b> W30×D24×H80	<b>HMO2D2E</b> <b>High cabinet for microwave and oven combination with 2 doors and 2 drawers</b> W30×D24×H90	<b>HO4D</b> <b>High cabinet for built-in oven with 4 doors</b> W30×D24×H80 W30×D24×H90
<b>HO2D2E</b> <b>High cabinet for built-in oven with 2 doors and 2 drawers</b> W30×D24×H80 W30×D24×H90	<b>HO2D2E</b> <b>High cabinet for built-in oven with 2 doors and 3 drawers</b> W30×D24×H80 W30×D24×H90	<b>HO2D3EE</b> <b>High cabinet for built-in oven with 2 doors and 3 drawers</b> W30×D24×H80 W30×D24×H90

The combinations shown here are a fraction of what you can create. With SEKTION the possibilities are practically endless! Base and high cabinets need to be completed with either plinths/legs or visible legs.

# MORE INFORMATION AND GUIDANCE



## Kitchen brochure

A brochure full of inspirational pictures of kitchens in all styles and sizes. Here you'll find everything from full-sized kitchens to all those little extras that make everyday life in the kitchen easier and more fun. [IKEA-USA.com/kitchenbrochure](https://www.ikea-usa.com/kitchenbrochure)



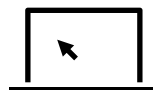
## Buying guides: IKEA Kitchens and Appliances

In these buying guides you'll find all the products, details and prices to choose exactly what you need to make your dream kitchen a reality. [IKEA-USA.com/buyingguide](https://www.ikea-usa.com/buyingguide)




## Kitchen installation guide

Our Kitchen installation guide gives you tips and step-by-step instructions on how to install your kitchen on your own. [IKEA-USA.com/buyingguide](https://www.ikea-usa.com/buyingguide)



## [IKEA-USA.com/kitchens](https://www.ikea-usa.com/kitchens)

On our webpage you'll find lots of inspiration and ideas to get the most out of your SEKTION kitchen, whether it's a new one or an old that you want to freshen up. Plus, here you'll find all products that you can imagine to personalize and create the kitchen of your dreams.



## IKEA Home Planner

Design the SEKTION kitchen of your dreams in a 3D environment and get a price on every detail as well as the total kitchen. Print out your drawings and product list at home, or save to the IKEA website. At the IKEA store you can discuss your design and get lots of advice and guidance from our kitchen experts. Learn more at [IKEA-USA.com/kitchenplanner](https://www.ikea-usa.com/kitchenplanner)

## Kitchen Services

Save time with our professional Kitchen Services. Learn more about our measurement, planning, financing, and delivery services. We're here for you. For full details visit [IKEA-USA.com/kitchenservices](https://www.ikea-usa.com/kitchenservices)

# SHOP AT IKEA



**IKEA online:**  
For more information about  
Shop at IKEA visit [IKEA-USA.com](https://www.ikea-usa.com)



**Visit the IKEA store:**  
For opening hours and directions to your  
nearest IKEA store, visit our website at  
[IKEA-USA.com/directions](https://www.ikea-usa.com/directions)