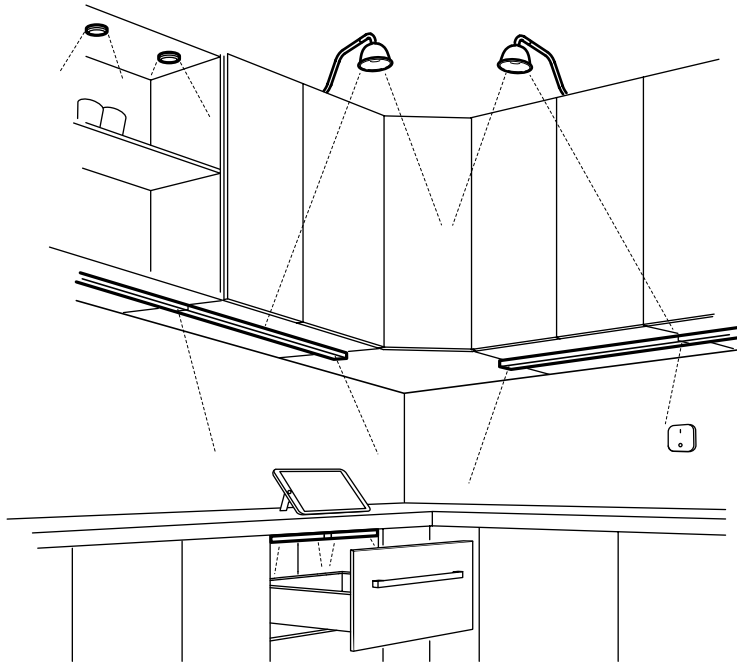


# Integrated kitchen lighting



## Good, functional lighting

Lighting is important in all kitchens, both for safety and appearance. Good, even lighting across your countertop makes cooking and other kitchen tasks safer, easier and more sparkle-ly! Spotlights, cabinet lighting and drawer lighting not only help you to find what you're looking for, but add a sparkle to your kitchen!

## Kitchen lighting connected to IKEA smart lighting

At IKEA, we have two series of integrated kitchen lighting: MITTLED and SKYDRAG. The MITTLED series covers three functions, countertop lighting, drawer lighting and spotlights. SKYDRAG series was designed especially for ENHET solutions. Add the TRÅDFRI wireless dimmer or STRYBAR remote, and set the mood for every occasion. Add the DIRIGERA hub to control your kitchen lighting from the IKEA Home smart app in different ways together with other smart lighting in your home.

A high standard of accuracy has been sought in the preparation of this buying guide. We apologize for, but will not be bound by or responsible for, errors and omissions in this buying guide.

Not all products may be available in all stores. See what is available at your local store by visiting [IKEA-USA.com](https://www.ikea-usa.com). For more detailed product information, see the price tag or visit [IKEA-USA.com](https://www.ikea-usa.com). All products shown require assembly.



# HOW TO PLAN

## PLANNING OR UPDATING YOUR KITCHEN?

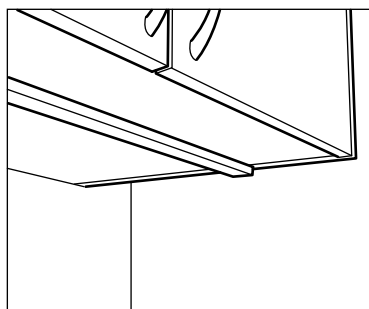
No kitchen is complete without good, functional lighting. That's why it's a good idea to include all desired lighting when you're planning your kitchen. **Preplanning makes it so much easier to install all lighting components and SMART features while installing your kitchen, saving you lots of time and effort.**

But what if you just want to improve the lighting in your current kitchen? Don't worry, we have solutions for that, too! Remember that all kitchens are different — plan for your own needs!

**Start by deciding** where you want lighting in the kitchen. Then decide which lighting will suit you and your kitchen best.

First, choose your preferred countertop lighting. Then add spotlights, cabinet lights and drawer lights.


Check out our example below:



### Countertop lights

At IKEA, we have two series of integrated kitchen lighting: MITTLED and SKYDRAG. You save energy too, since these series use LED technology, which consume up to 85% less energy and last up to 20 times longer than a regular incandescent bulb.

Use: MITTLED and SKYDRAG

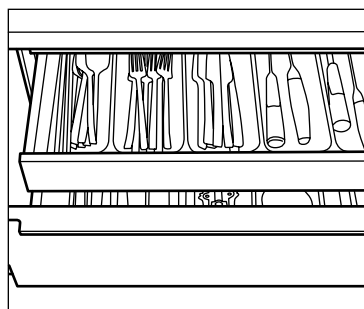


### Spotlights and cabinet lights

Spotlights are a decorative and functional choice for wall cabinets with glass doors. They make it easy to look inside your cabinets and brighten your kitchen at the same time.

External cabinet lighting is so easy to add and comes in different versions to match both modern and traditional styles.

Use: MITTLED, YTBERG and TVÅRDRAG



### Drawer lights

MITTLED drawer lights switch on and off automatically as you open and close your drawers. No more hide and seek with your kitchen equipment!

Use: MITTLED

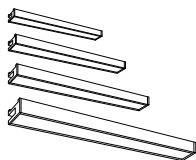
# MITTLED LED COUNTERTOP LIGHTING

## HOW TO BUILD

MITTLED countertop lighting is a system you can install by yourself. See the list below for all parts and accessories that you need.

- Start by choosing the number of MITTLED countertop light strips needed and in what configuration.
  - How many wall cabinets do you have?
  - Add one VÅGDAL connection cord for each run of connected lights (see drawing)
- Add the correct TRÅDFRI LED driver: 10W or 30W. *See page 6 for more information about the drivers.*
- Add the ANSLUTA power supply cord.
- You can connect up to 10 TRÅDFRI LED drivers in one installation using the intermediate connection cord.
- Add the RODRET wireless dimmer/power switch to dim your lights. Pair the dimmer to the driver(s) and the entire combination will dim at the same time.
- If you want, you can add other products to the system, like spotlights, drawer lighting or cabinet lights.
- Add the DIRIGERA hub to control TRÅDFRI connected lighting from the IKEA Home smart app in different ways together with other TRÅDFRI lighting in your home.

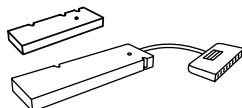
## All the parts



### MITTLED LED countertop light

Lengths: 12", 15", 18" and 24". White

\* MITTLED countertop lighting requires one VÅGDAL connection cord for each group of lights. VÅGDAL then plugs into the TRÅDFRI LED driver.

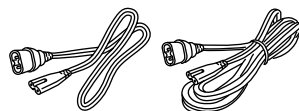


### TRÅDFRI LED driver

Power: 10W and 30W.

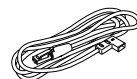


**RODRET Wireless dimmer/power switch** Requires 1-AAA battery. Best powered with LADDA rechargeable batteries, sold separately. White



### ANSLUTA Intermediate connection cord

Lengths: 28" or 79". Used to connect multiple LED drivers to one another.



### VÅGDAL Connection cord L137¾"

White. Purchase the quantity that you need, depending on how many groups of lights you install. Used only with MITTLED countertop lights, sold separately.



### ANSLUTA Power supply cord L11'6"

Connects the LED driver system to power.



### STYRBAR Remote control.

STYRBAR remote control allows you to control multiple light sources and create atmosphere by dimming and adjusting color and warmth of lights. 2-AAA batteries are required. Best powered with LADDA rechargeable batteries. Sold separately.

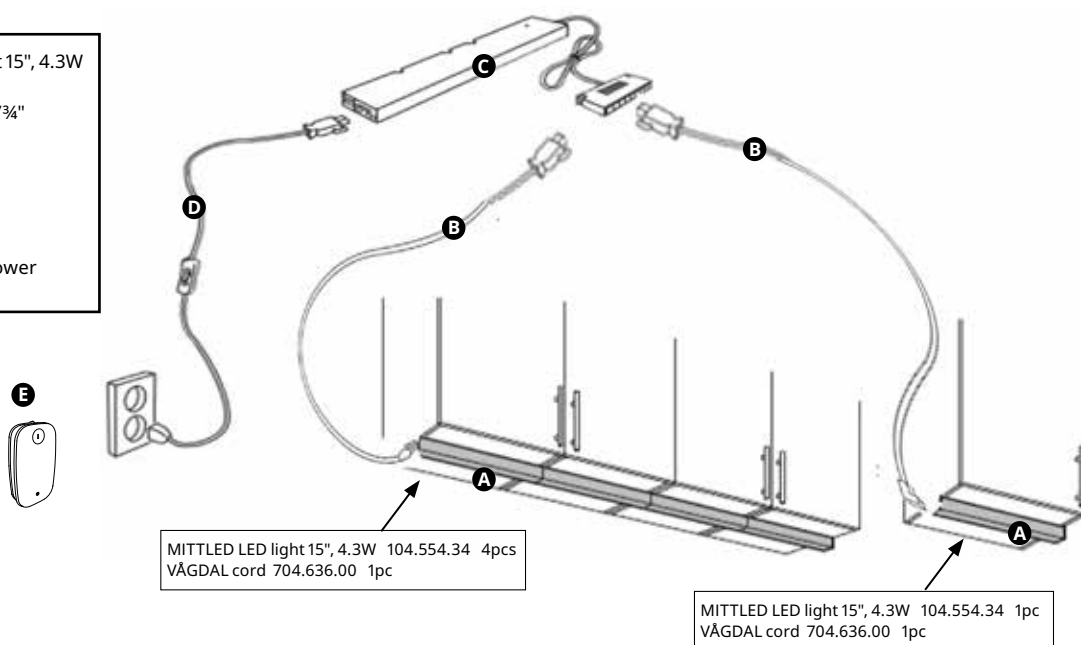


### DIRIGERA Hub for smart products

With DIRIGERA hub and app you can control each light source individually, create different types of lighting settings, and control them by the IKEA Home smart app or personal assistant via Apple HomeKit, Amazon Alexa or Google Home.

## COMBINATION

- A** MITTLED LED countertop light 15", 4.3W 104.554.34 5 pcs
- B** VÅGDAL Connection cord 137¾" 704.636.00 2 pcs
- C** TRÅDFRI LED driver 30W 603.426.61 1 pc
- D** ANSLUTA Power supply cord 301.214.11 1 pc
- E** RODRET Wireless dimmer/power switch 805.598.00 1 pc



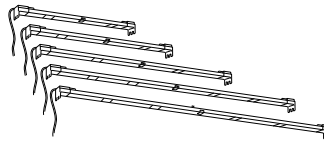
To find the power consumption (W) for each product, see ALL THE PARTS on page 7.

# MITTLED LED DRAWER LIGHTING

## HOW TO BUILD

- Start by choosing all parts that you need.
- Add the correct TRÅDFRI LED driver: 10W or 30W. See below for more information about the drivers.
- You can connect up to 10 TRÅDFRI LED drivers in one installation using the intermediate connection cords.
- Add the ANSLUTA power supply cord.
- The lighting strip has a motion sensor, so that the light turns on and off automatically as you open and close the drawer.

### Basic parts



#### MITTLED LED drawer lighting strip

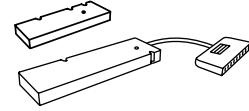
Lengths:  
14", 2W  
17", 2W  
23", 2W  
29", 3.5W  
34", 3.5W

Perfect for your 15", 18", 24", 30" and 36" SEKTION drawer cabinets



#### ANSLUTA Power supply cord

L11'6". Connects TRÅDFRI LED driver to household electrical outlet. You can connect up to 10 LED drivers. Turn all connected lights on and off simultaneously with the single cord switch for basic/manual functionality.



#### TRÅDFRI LED driver

An LED driver, sold separately, is required to power your IKEA LED kitchen light sources.

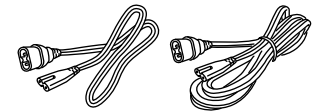
**10W** Fits up to 3 light units per driver, not to exceed 10W max. 103.561.89

**30W** Fits up to 9 light units per driver, not to exceed 30W max. 603.426.61



#### ANSLUTA LED driver with power cord

L11'6". Power: 19W. Connect up to 6 lamps, not to exceed 19W. The 6 light sources can be turned on and off simultaneously using the manual switch. If you also want to be able to dim, choose TRÅDFRI driver and remote control instead, sold separately.



#### ANSLUTA Intermediate connection cord

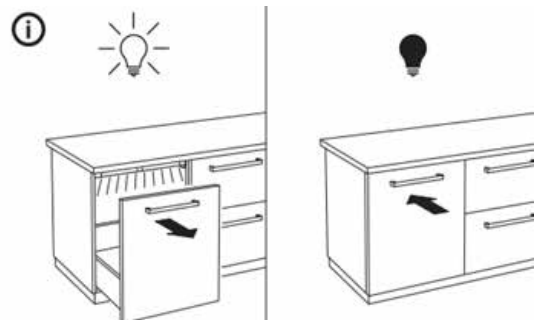
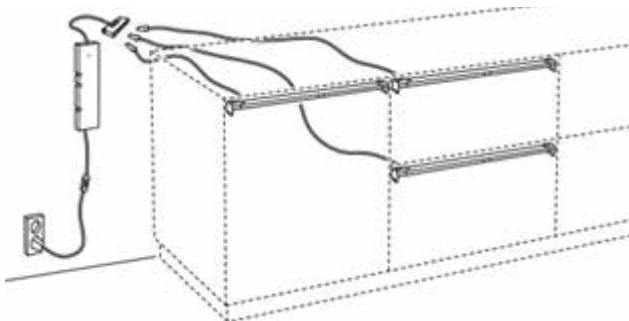
Lengths: 28" or 79"  
Allows for several TRÅDFRI LED drivers to be connected together with only one connection to the main power outlet needed.

## HOW TO CONNECT

### MITTLED drawer lighting

When planning kitchen lighting in your cabinets and drawers, plan to use an independent LED driver for just your drawer lights. It is essential that MITTLED drawer lighting is always turned "on" in order for the motion detection to operate properly. Using separate LED drivers for wall cabinet and countertop lighting will ensure that available smart functionality for those areas (dimming, grouping, auto settings, etc.) do not effect your drawer lighting. Add ANSLUTA intermediate connection cord if you have more than one driver.

**\*\*NOTE:** Do not pair the driver for drawer lights with your other kitchen lights as it can turn off the auto on-off functionality for drawer lighting.



To find the power consumption (W) for each product, see ALL THE PARTS on page 7.

# LED SPOTLIGHTS AND CABINET LIGHTS

## HOW TO BUILD

- Start by choosing all parts that you need.
- Add the correct TRÅDFRI LED driver: 10W or 30W. *See page 6 for more information about the drivers.*
- Add the DIRIGERA hub to control TRÅDFRI connected lighting from the IKEA Home smart app in different ways together with other TRÅDFRI lighting in your home.
- You can connect up to 10 TRÅDFRI LED drivers in one installation using the intermediate connection cord.
- Add the ANSLUTA power supply cord.
- Add the TRÅDFRI wireless dimmer to dim your lighting. Pair the dimmer to the driver(s) and the entire combination will dim at the same time.

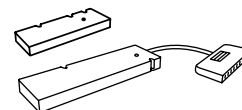
## Basic parts



**MITTLED LED dimmable interior spotlight** Round spotlight: Ø2½". 15 lumen. Interior cabinet lighting enhances the atmosphere and gives a good overview of things inside your glass door cabinets. Built-in LED light source. To be completed with TRÅDFRI LED driver and ANSLUTA power supply cord, sold separately. Dimmable with TRÅDFRI wireless dimmer, sold separately. Colors: White and black.



**RODRET Wireless dimmer/power switch** Requires 1-AAA battery. Best powered with LADDA rechargeable batteries, sold separately. White



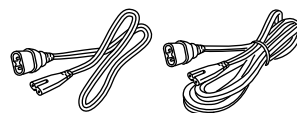
### TRÅDFRI LED driver

Power:  
10W connect up to 3 lamps, not to exceed 10W max  
30W connect up to 9 lamps, not to exceed 30W max



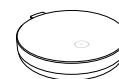
**ANSLUTA Power supply cord** L11'6"  
Connects TRÅDFRI LED driver(s) to electric outlet. Provides manual on/off functionality if desired.

## Installation accessories



### ANSLUTA Intermediate connection cord

Lengths: 28" or 79".  
Used to connect up to 10 TRÅDFRI LED drivers, e.g., between two sections of wall cabinets, with one single connection to the main power using ANSLUTA power supply cord.



### DIRIGERA Hub for smart products

With DIRIGERA hub and app you can control each light source individually, create different types of lighting settings, and control them by the IKEA Home smart app or personal assistant via Apple HomeKit, Amazon Alexa or Google Home.

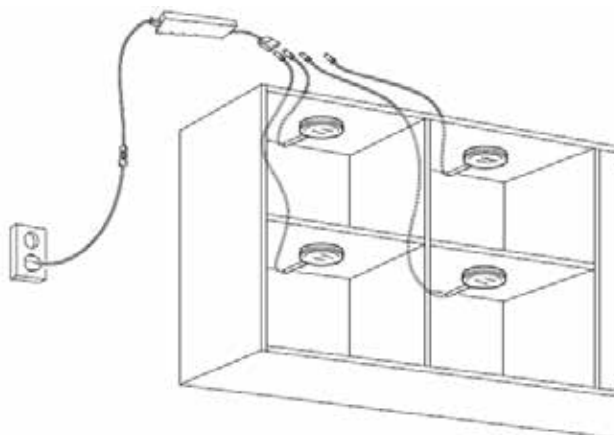
## HOW TO CONNECT

### MITTLED

You will need to add:

1. One TRÅDFRI LED driver
  - Choose the 10W or 30W
  - Use ANSLUTA intermediate connection cord(s) to connect multiple LED drivers
2. One ANSLUTA power supply cord
3. One RODRET wireless dimmer/power switch

*\*\*Use ANSLUTA intermediate connection cord(s) to connect multiple LED drivers.*

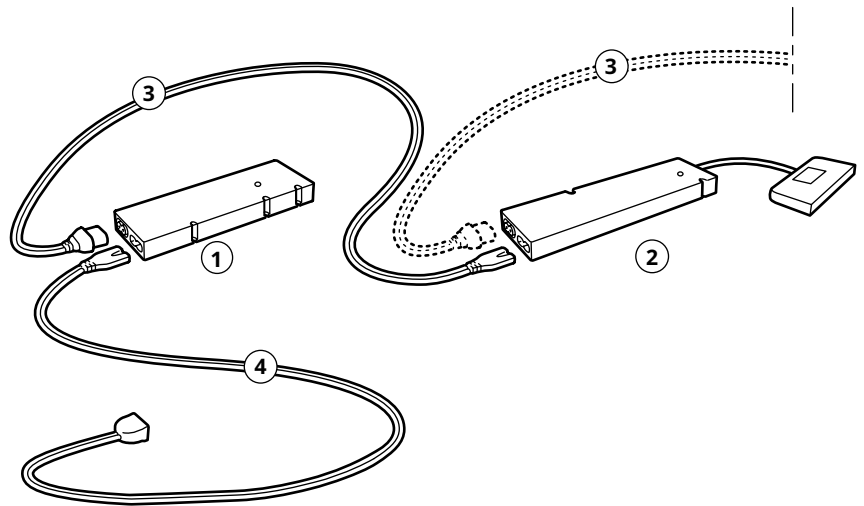


# HOW TO CHOOSE A TRÅDFRI LED DRIVER

Pictured are two TRÅDFRI LED drivers (#1 & 2), two ANSLUTA intermediate connection cords (#3), and one ANSLUTA power supply cord (all sold separately).

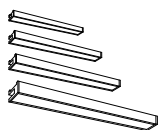
**Choose your LED driver based on how many light units you want to connect AND the total wattage.**

- You can connect up to three lights to the 10W LED driver, not to exceed max wattage of 10W.
- The 30W LED driver can support up to nine lights not to exceed max wattage of 30W.
- You can connect up to 10 LED drivers sequentially using ANSLUTA connections cords.
- **Only one power supply cord is required.**
- Flashing lights indicate that the maximum wattage of the LED driver is exceeded.
- If you want or need to use more than one LED driver, make sure to synchronize each LED driver with the TRÅDFRI remote control so that the entire combination can be dimmed at the same time.
- Make your cabinet lighting smart by adding the DIRIGERA hub.
- With the hub, you can control your lights from the IKEA Home smart app and create a mood together with your other TRÅDFRI lighting.



- ① 10W max load, LED driver with three connection sockets for lights
- ② 30W max load, LED driver with nine connection sockets for lights
- ③ ANSLUTA intermediate connection cords to connect multiple LED drivers
- ④ ANSLUTA power supply cord — only one needed for up to 10 connected LED drivers

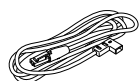
# ALL THE PARTS



## MITTLED LED countertop light White

To be completed with a TRÅDFRI LED driver, VÅGDAL connection cord and ANSLUTA power supply cord, sold separately. Dimmable with TRÅDFRI wireless dimmer, sold separately. LED life approx. 25,000 hours.

|            |            |
|------------|------------|
| L12", 3.3W | 904.725.14 |
| L15", 4.3W | 104.554.34 |
| L18", 5W   | 504.554.27 |
| L24", 6W   | 004.554.20 |



## VÅGDAL connection cord White

Used to connect MITTLED countertop lighting to the TRÅDFRI LED driver. MITTLED countertop lights connect together under your wall cabinets, requiring only one VÅGDAL connection cord to power each group of lights. Purchase one cord per group, or single light. Cord connects to LED driver.

|       |            |
|-------|------------|
| 137¾" | 704.636.00 |
|-------|------------|



## MITTLED LED light strip for drawers White

The light switches on and off automatically when you open or close the drawer. To be completed with TRÅDFRI LED driver or with ANSLUTA LED driver and power cord, sold separately. LED life approx. 25,000 hours.

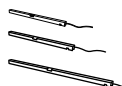
|            |            |
|------------|------------|
| L14", 2W   | 404.635.26 |
| L17", 2W   | 504.720.40 |
| L23", 2W   | 604.635.54 |
| L29", 3.5W | 204.635.70 |
| L34", 3.5W | 304.720.41 |



## MITTLED LED spotlight Ø2½"

To be completed with a TRÅDFRI LED driver and ANSLUTA power supply cord, sold separately. Dimmable with TRÅDFRI wireless dimmer, sold separately. LED life approx. 25,000 hours. 15 lumen.

|             |            |
|-------------|------------|
| White, 2.2W | 404.536.45 |
| Black, 2.2W | 504.721.39 |



## SKYDRAG LED countertop light strip with sensor

To be completed with a TRÅDFRI LED driver and ANSLUTA power supply cord, sold separately. Dimmable with TRÅDFRI wireless dimmer, sold separately. LED life approx. 25,000 hours.

### White

|         |            |
|---------|------------|
| 18", 4W | 004.395.95 |
| 24", 6W | 404.396.02 |

### Black

|         |            |
|---------|------------|
| 18", 4W | 904.396.09 |
| 24", 6W | 104.791.66 |



**TVÄRDRAG Cabinet lighting** A lovely traditional cabinet lamp. The metal shade creates a direct light that illuminates your cabinets. If you want the lamp's light to be directed into your display cabinet, just angle the lamp head inwards.

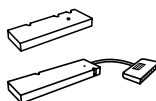
You can turn up to six light sources on and off simultaneously if you complete with ANSLUTA driver. If you also want to be able to dim, choose TRÅDFRI driver and wireless dimmer instead, sold separately.

|           |            |
|-----------|------------|
| Black, 2W | 405.168.41 |
|-----------|------------|



**YTBERG Cabinet lighting** The lamp's slim and neat design goes with most styles and is perfect if space is limited between the top of your cabinet and the ceiling. You can easily direct the light where you like since the arm can be bent 180° and the lamp head angled 90°. You can turn up to six light sources on and off simultaneously if you complete with ANSLUTA driver. If you also want to be able to dim, choose TRÅDFRI driver and wireless dimmer instead. Sold separately.

|           |            |
|-----------|------------|
| Black, 2W | 105.278.98 |
| White, 2W | 505.168.31 |



## TRÅDFRI LED driver for wireless control

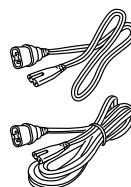
The TRÅDFRI LED driver powers IKEA smart lighting sources. You can dim the connected lighting with the TRÅDFRI wireless dimmer and connect it to the DIRIGERA hub. To be completed with ANSLUTA power supply cord, sold separately.

|  |            |
|--|------------|
| Up to 10W, Up to 3 light units per driver, 10W max | 103.561.89 |
| Up to 30W, Up to 9 light units per driver, 30W max | 603.426.61 |



**ANSLUTA Power supply cord** 11'6". Main supply power cord that connects to TRÅDFRI LED drivers. Turn the lamps on and off with one single switch.

|       |            |
|-------|------------|
| White | 301.214.11 |
|-------|------------|



## ANSLUTA Intermediate connection cord White

Can be used as a direct connection between TRÅDFRI LED drivers, e.g., between two sections of wall cabinets, with one single connection to the main power outlet.

|      |            |
|------|------------|
| L28" | 401.199.26 |
| L79" | 601.199.25 |



## ANSLUTA LED Driver with power cord White

You can turn all connected light sources on and off with a single switch. (Dimming is not possible with this driver.) Connect up to six units to the LED driver, as long as the total wattage does not exceed 19W. If you also want to be able to dim, choose TRÅDFRI driver and wireless dimmer instead, sold separately.

|       |            |
|-------|------------|
| 11'6" | 904.058.45 |
|-------|------------|

# ALL THE PARTS



**RODRET Wireless dimmer/power switch** Use the wireless dimmer to dim, turn on/off up to 10 light sources - all will behave in the same way. You can dim your lighting wirelessly and easily adapt the lighting based on activity. Requires 1-AAA battery.

|       |            |
|-------|------------|
| White | 805.598.00 |
|-------|------------|



**LADDA Rechargeable batteries** Reduce waste and save money by recharging your batteries. Charging and reusing batteries is a good choice for the environment and practical too since you always have batteries at hand when you need them.

|                      |            |     |
|----------------------|------------|-----|
| AAA 750mAh HR03 1.2V | 905.098.19 | 4pk |
|----------------------|------------|-----|



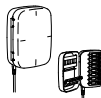
**STYRBAR Remote control** Now it's easy for anyone to use smart lighting. STYRBAR remote control allows you to control multiple light sources with a click. Create atmosphere by dimming and adjusting color and warmth of the lights. Can only be used with IKEA smart lighting products. Works with IKEA Home smart app. 2-AAA batteries are required. Best powered with LADDA rechargeable batteries. Sold separately.

|                 |            |
|-----------------|------------|
| White           | 804.883.70 |
| Stainless steel | 504.636.15 |



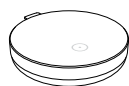
**STENKOL Battery charger** Four individual charging channels allow you to charge one or up to four batteries at a time. Suitable both for AA and AAA rechargeable NiMH batteries. Turns off automatically when the batteries are fully charged, defective or too warm.

|            |            |
|------------|------------|
| Gray-green | 505.065.25 |
|------------|------------|



**LITOSFÄR Battery charger with storage** Eight separate charging slots make it possible to charge 1-8 rechargeable batteries at the same time, and to mix AA and AAA batteries. In the storage compartment on the left side, you can store up to 8-AA batteries and 4-AAA batteries, so you always have extra batteries close at hand when needed. After the batteries are fully charged and the charger remains connected to a power outlet, it will go into trickle charging. Batteries can be stored in the charging slots without discharging.

|           |            |
|-----------|------------|
| Dark blue | 905.466.90 |
|-----------|------------|



**DIRIGERA Hub for smart products** With DIRIGERA hub and app you can control each light source individually, create different types of lighting settings, and control them by the IKEA Home smart app or personal assistant via Apple HomeKit, Amazon Alexa or Google Home.

|       |            |
|-------|------------|
| White | 505.034.14 |
|-------|------------|

## SERVICES

IKEA products are designed to be taken home and assembled by you. That way, you'll save the most money. But if you would like some help, we can offer a range of services. Assembly and delivery services fulfilled by an Independent Service Provider. Contact your local IKEA store or visit the IKEA website for details: [IKEA-USA.com/services](http://IKEA-USA.com/services)



### DELIVERY SERVICE

Most of our products are designed and packaged so that you can take them home yourself. If you prefer, we can arrange for delivery of your purchases directly to your home or business. Same day, next day or same week deliveries are available. We can also arrange for delivery at a later date if you would like.

Services and prices may vary, please see [IKEA-USA.com/services](http://IKEA-USA.com/services) or talk to us in your local IKEA store.



### IKEA Projekt Credit Card

Your dream home is now within reach and more affordable than ever. With the IKEA Projekt Credit Card\*, you don't have to put off loving every room in your home.

\*Credit card offers are subject to approval.

IKEA Projekt Credit Card Accounts are issued by Comenity Capital Bank.

To learn more visit [IKEA-USA.com/creditcard](http://IKEA-USA.com/creditcard) or drop by your local IKEA store.