

Buying guide

ELVARLI

Open storage system

Design

Ehlén Johansson

Safety

The adjustable post must be fixed to the ceiling. The side unit must be fixed to the wall.

Different ceiling materials and wall materials require different types of fixing devices. Use fixing devices suitable for the ceiling or walls in your home (not included).

Care and cleaning

Wipe clean with a cloth dampened in a mild cleaner. Then dry with a clean, dry cloth.

Good to know

Max. load for
ELVARLI shelves
40 cm width
51 depth – 18 kg
80 cm width
51 depth – 36 kg

Max. load for
ELVARLI clothes rails
40 cm – 15 kg
80 cm – 30 kg

ASSEMBLY

Important: 2 persons are required to assemble this furniture safely.



For storing clothes and shoes, ELVARLI is a flexible and beautiful open storage system with its modern white lines and durable bamboo shelves. Whether you take home a ready-made combination we've already planned or create your own solution, you get custom organisation for your bedroom, hallway, living room or home office. Its click-in function makes it easy to assemble, disassemble and rearrange.

With ELVARLI, you choose a base: a ceiling-anchored post or a wall-anchored side unit. Then you add interiors – clothes rails, drawers, shelves, shoe shelves – to suit your storage needs. There are handy hooks available, too!

The choice is yours with ELVARLI. See everything at once with open shelves. Or go open and hidden with shelves and soft-closing drawers. Hang a lot of clothes or none at all. Whatever you choose, you can always adapt or extend ELVARLI if you change your mind, needs or address!

All the products (shown here) may not be available at the store. Please contact the staff or look at IKEA.sg for more information. For more detailed product information, see the pricetag and the Internet. All units require assembly.



How to plan

What do you want to store?

Sort through all the clothes you own. Count how many pieces you want to store in each category like shoes, dresses, sweaters, trousers, etc.

How much space do you have?

Determine where you want your open storage solution. Sketch out the space, measuring from the floor to the ceiling and between the walls. Take detailed measurements, note any windows or doors and allow for opening and closing doors. Consider any radiators, pipes, ventilation or other features that could affect your storage solution.

Want a ready-made combination?

Browse the ready-made combinations in this buying guide and more solutions at [IKEA.sg](https://www.ikea.sg). Our in-store sales staff can help you compile a picking list of your chosen combination to guide you through the Self-Serve area. They can also help you with other services such as pick-up and home delivery.

Want to create your own solution? Use the additional information provided in this buying guide to follow these simple steps:

1. Pick a base

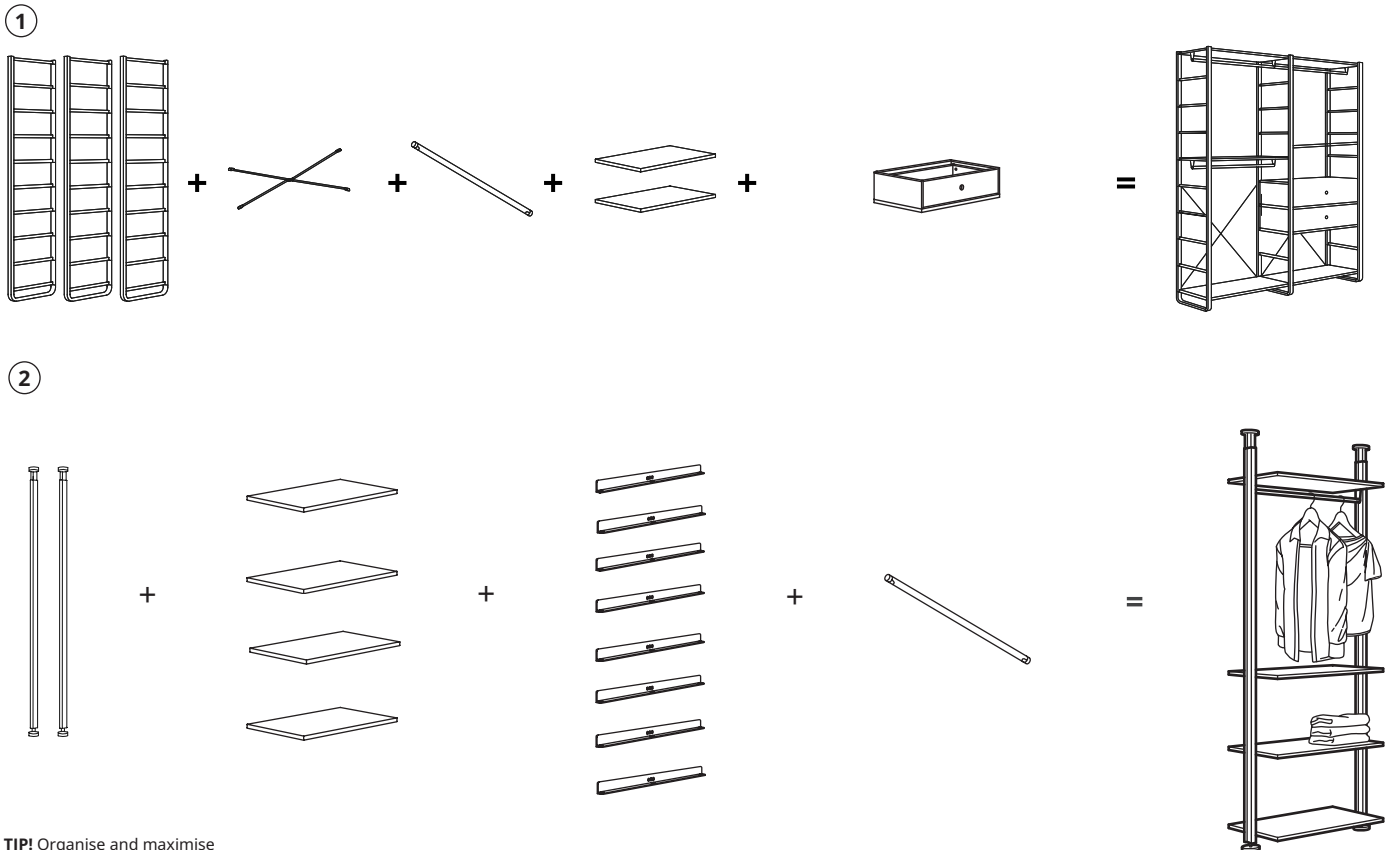
ELVARLI can be made using a wall-anchored side unit (1) or a ceiling-anchored post (2) as a base. The post height is adjustable between 222 cm to 350 cm. Each post includes two fittings which enable interiors to be mounted also on the extendable part. The side unit comes in height of 216 cm. Remember! Every post must have brackets for each interior that you add (except for the clothes rail). Every side unit must have a cross-brace

2. Choose the interiors

Clothes rails, shelves, drawers and shoe shelves are the ELVARLI interiors. Choose a combination of interiors to solve your specific storage needs. All interiors are available in two widths (40 and 80 cm) and a depth of 51 cm.

3. Calculate the width

Make sure your solution will fit in your chosen location. Whether you use posts or side units, you will need to allow for extra width. Calculate the width of your storage solution using the information on page 3.



TIP! Organise and maximise

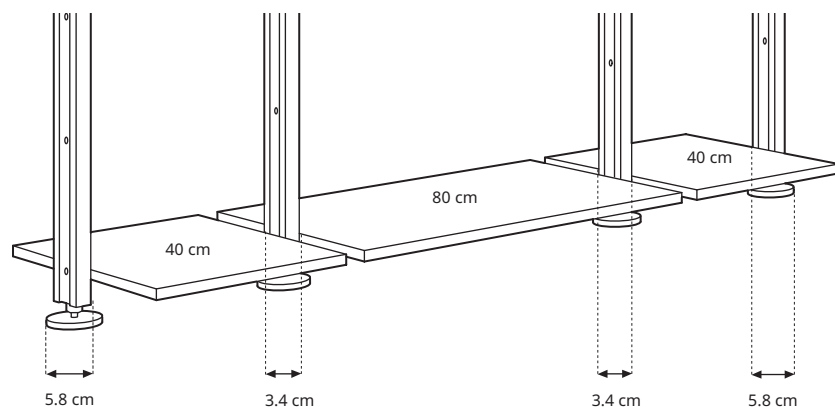
Complete your new storage solution with boxes and inserts from our extensive range of interior accessories. They help you get even more organised so everything is easy to find. Check out our favourites on page 9.

How to build

How to calculate the width of an open storage solution

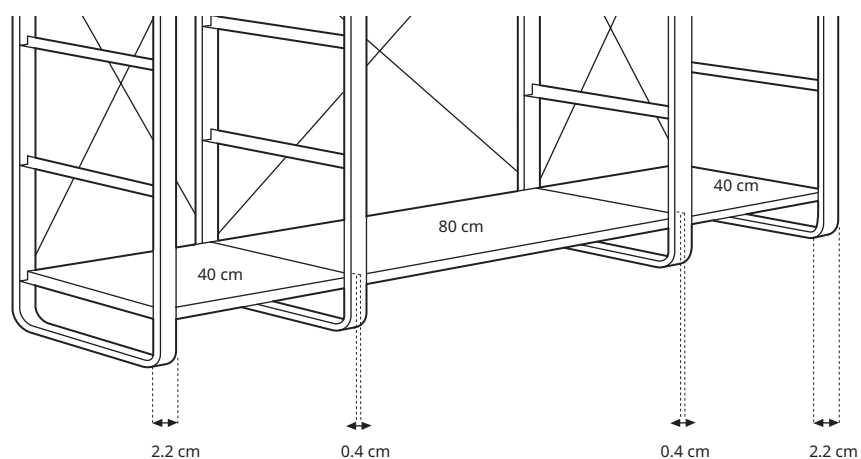
Widths of interiors (clothes rails, drawers, inserts, shelves, shoe shelves): 40 cm and 80 cm.

ELVARLI with post:



If you are planning your ELVARLI storage solution with post, you need to allow 3,4 centimetres for the width of each post.

ELVARLI combination with side unit:



If you are planning your ELVARLI storage solution with side unit, you need to allow 2.2 centimetres for the width of the outer side units, and 0.4 cm for the width of the middle side units.

Combinations


Ready-made combinations with side unit.



ELVARLI combination, white.
Overall size: 84×55×216 cm.
This combination \$380 (391.573.54)

Shopping list

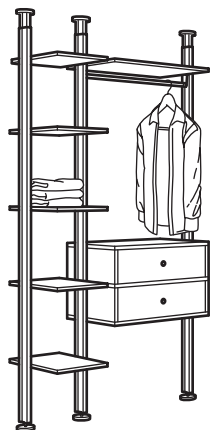
Side unit 51×216 cm	602.961.69	\$90/pc	2 pcs
Drawer 80×51 cm, white	304.339.69	\$90/pc	1 pc
Shelf 80×51 cm, white	902.961.77	\$30/pc	3 pcs
Cross-brace 80 cm, white	703.095.95	\$5/pc	1 pc
Clothes rail 80 cm, white	702.962.15	\$15/pc	1 pc



ELVARLI combination, white.
Overall size: 92×51×222-350 cm.
This combination \$315 (191.579.01)

Shopping list

Post 222-350 cm, white	202.961.71	\$60/pc	2 pcs
Shelf 80×51 cm, white	902.961.77	\$30/pc	4 pcs
Bracket for post 51 cm, white, 2-pack	802.961.73	\$15/pc	4 pcs
Clothes rail 80 cm, white	702.962.15	\$15/pc	1 pc




ELVARLI combination, white.
Overall size: 135×51×222-350 cm.
This combination \$670 (891.581.53)

Shopping list

Post 222-350 cm, white	202.961.71	\$60/pc	3 pcs
Shelf 40×51 cm, white	302.961.75	\$20/pc	5 pcs
Shelf 80×51 cm, white	902.961.77	\$30/pc	2 pcs
Drawer 80×51 cm, white	304.339.69	\$90/pc	2 pcs
Clothes rail 80 cm, white	702.962.15	\$15/pc	1 pc
Bracket for post 51 cm, white, 2-pack	802.961.73	\$15/pc	9 pcs

Combinations

Ready-made combinations with post.



ELVARLI combination, white.
Overall size: 259×51×222-350 cm.
This combination \$540 (191.573.69)

Shopping list

Post 222-350 cm, white	202.961.71	\$60/pc	4 pcs
Clothes rail 80 cm, white	702.962.15	\$15/pc	5 pcs
Shelf 80×51 cm, white	902.961.77	\$30/pc	5 pcs
Bracket for post 51 cm, white, 2-pack	802.961.73	\$15/pc	5 pcs

All parts and prices



ELVARLI side unit, white.

D51×W216 cm	602.961.69	\$90
-------------	------------	-------------



ELVARLI post, white.

H222-350 cm	202.961.71	\$60
-------------	------------	-------------



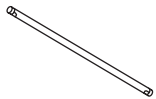
ELVARLI cross-brace, white.

W40 cm	603.095.91	\$3
W80 cm	703.095.95	\$5



ELVARLI bracket for post, white.

D51 cm	802.961.73	\$15
--------	------------	-------------



ELVARLI clothes rail, white.

W80 cm	702.962.15	\$15
--------	------------	-------------



ELVARLI drawer, white.

W80×D51×H25 cm	304.339.69	\$90
----------------	------------	-------------



ELVARLI shelf, white.

W40×D51 cm	302.961.75	\$20
W80×D51 cm	902.961.77	\$30



Interior accessories

Complete your new storage solution with your choice of boxes and inserts from our extensive range of interior accessories. They give you even more options for a smarter way to store all your clothes.



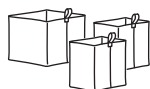
KUGGIS box with lid, white.

18×26×8 cm	302.802.02	\$5.50
26×35×15 cm	902.802.04	\$14.90
37×54×21 cm	402.802.06	\$24.90



TJENA box with lid, 25×35×20 cm.

White	203.954.25	\$5.50
-------	------------	---------------



RAGGISAR basket, 2 pieces 19x13x18 cm and 1 piece 25x25x28 cm.

Grey	703.480.21	\$7.50
------	------------	---------------



BULLIG box, bamboo/brown

32×35×33 cm	104.745.93	\$29.90
-------------	------------	----------------



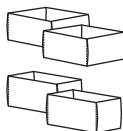
FLÅDIS basket.

25 cm	403.221.74	\$16.90
-------	------------	----------------



KOMPLEMENT drawer mat, 90×53 cm.

Grey	104.055.66	\$10
------	------------	-------------



KOMPLEMENT box set of 2, light grey.

15x27x12 cm	204.057.78	\$14.90
25x27x12 cm	004.057.79	\$19.90