

BUYING GUIDE

VIDGA

Curtain and panel hanging system

DESIGN

David Wahl

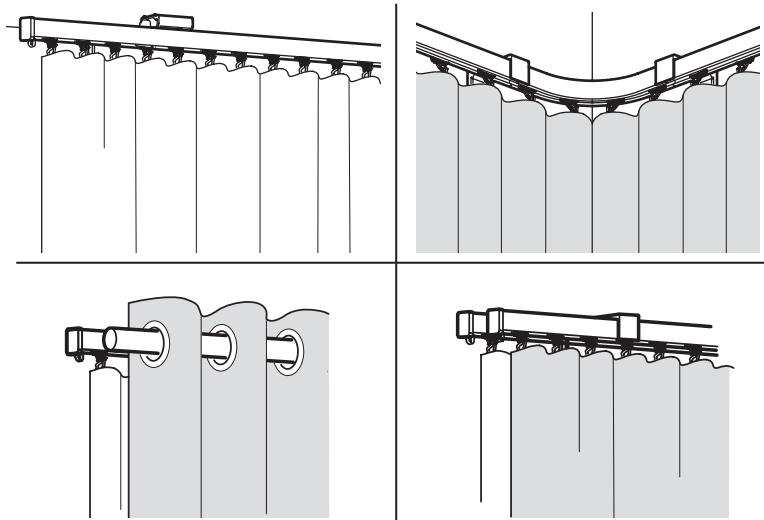
GOOD TO KNOW

Make sure you measure your window accurately before you start to plan. Follow the tips in this guide.

FEATURES

"Twist and click", no more dozens of screws.

Aluminium – sturdy, durable and light-weight.



Hangs in every way

VIDGA curtain hanging system gives you lots of possibilities to hang curtains. Hang them in front of windows and niches, or use them as room dividers, sliding doors or around a bed. If you hang curtains in layers you can not only combine colours, patterns and materials in your own personal way, but also dampen sound, adjust light and control temperature in the room more effectively. You can connect several rails together to create one long rail, or shorten them to the desired length with a hacksaw. Mount the rail to walls or ceilings using VIDGA wall or ceiling fittings or use VIDGA corner pieces to mount rails around corners.

All the products (shown here) may not be available at the store. Please contact the staff or look at [IKEA.sg](https://www.ikea.sg) for more information. For more detailed product information, see the pricetag and the Internet. All units require assembly.

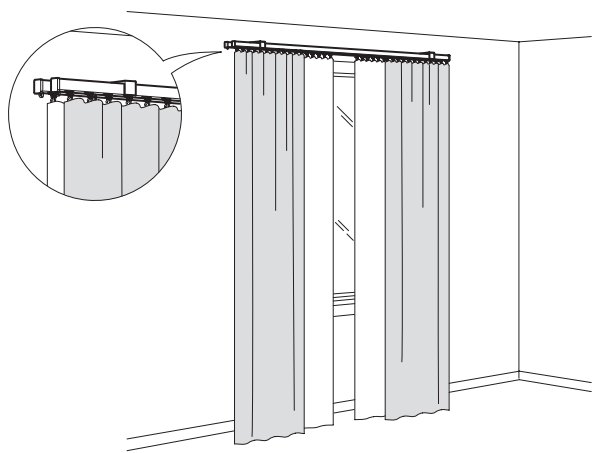


COMBINATIONS

With a few components, we create solutions for many people – that’s the idea of VIDGA. On the following pages you will find some examples to inspire you to build your dream window solutions.

①

DOUBLE-LAYER



1. Two VIDGA single track rails, 140 cm each, mounted to the long wall fittings in parallel. By using two layers of curtains, you will have privacy day and night – close the sheer curtains in the day and the outer curtains for the night.

Shopping list

VIDGA wall fittings, 12 cm, white	502.991.49	\$7/pc	2 pcs
VIDGA single track rail, 140 cm, white	004.929.17	\$13/pc	2 pcs
VIDGA glider/hook, white, 24-p	004.830.03	\$6/pk	2 pks

If you'd like to **double the width of the combination***, follow the shopping list below:



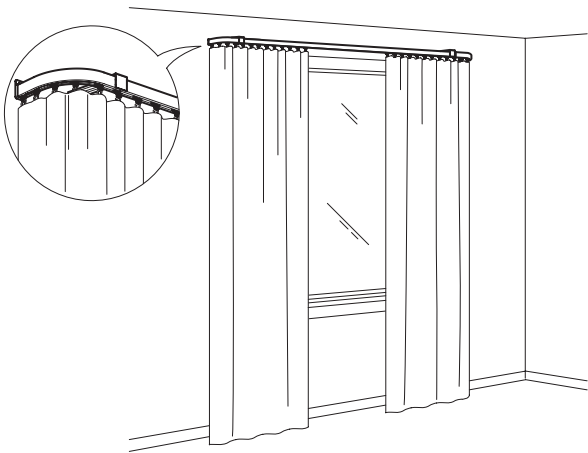
VIDGA wall fittings, 12 cm, white	502.991.49	\$7/pc	3 pcs
VIDGA single track rail, 140 cm, white	004.929.17	\$13/pc	4 pcs
VIDGA glider/hook, white, 24-p	004.830.03	\$6/pk	4 pks

* You can build even wider combinations and cut the rail to your measurements.

COMBINATIONS

Outside corner. You can switch to wall fittings in 6 cm for

2



2. One VIDGA single track rail 140 cm mounted to the wall. With a corner piece on each side you can pull the curtains all the way to the wall to keep the light completely out.

Shopping list

VIDGA wall fittings, 12 cm, white	502.991.49	\$7/pc	2 pcs
VIDGA single track rail, 140 white	004.929.17	\$13/pc	1 pc
VIDGA corner piece single track, white	104.983.82	\$7/pc	2 pcs
VIDGA glider/hook, white, 24-p	004.830.03	\$6/pk	1 pk

If you'd like to **double the width of the combination***, follow the shopping list below:




VIDGA wall fittings, 12 cm, white	502.991.49	\$7/pc	3 pcs
VIDGA single track rail, 140 white	004.929.17	\$13/pc	2 pcs
VIDGA corner piece single track, white	104.983.82	\$7/pc	2 pcs
VIDGA glider/hook, white, 24-p	004.830.03	\$6/pk	2 pks

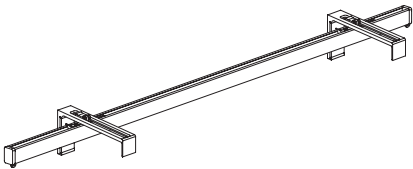
* You can build even wider combinations and cut the rail to your measurements.

HOW TO PLAN

Planning is never easy, but getting to know VIDGA is. You start with 1 rail and 2 fittings.



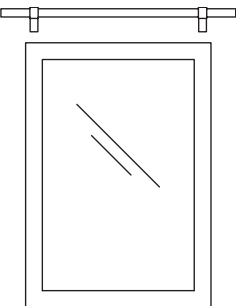
Short wall fitting allows you to hang the curtains very close to the wall so the light doesn't sneak in from the sides.



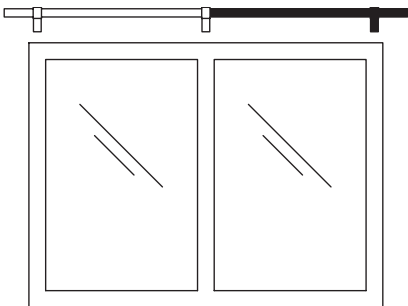
Long wall fitting can hold multiple parallel rails to so you can hang layers of curtains.

Single track rail works well with curtains.
Like panel curtains more? Triple track rail will fit your needs.

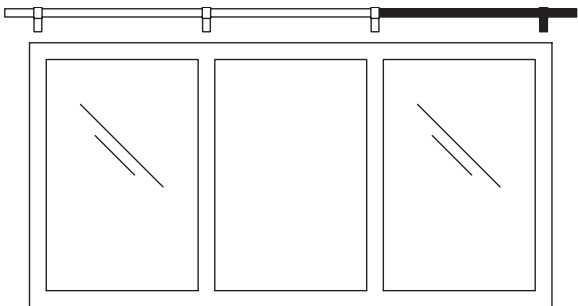
Got a wider window? We have a solution for you.



1 rail and 2 fittings to start with.



Add 1 rail and 1 fitting (the same as you chose before).

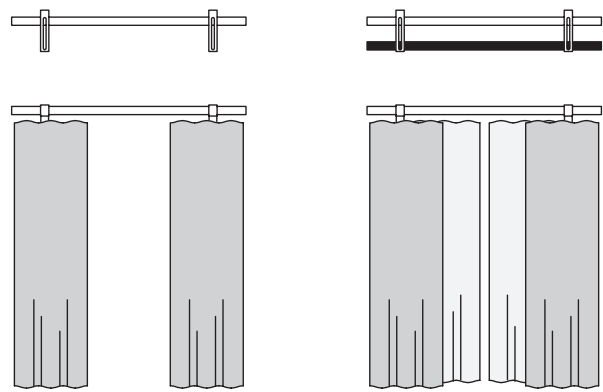


Still not long enough? Add another rail and another fitting (the same as you chose before).

You can also cut the rail to your measurements if the width of your window falls in between.

HOW TO PLAN

Want a solution to hang two layers of curtains? Or even three?
The long wall fitting enables you to do just that.



1 single track rail and 2 LONG WALL fittings to start with.

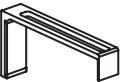
Add 1 single track rail, no extra fittings needed.

Single track rail works well with curtains.
Like panel curtains more? Triple track rail will fit your needs.

Wider window and
double-layer curtains?

Now you know what to do.

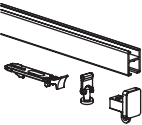
PARTS AND PRICES



VIDGA wall fitting, 12 cm, white.
502.991.49 **\$7**



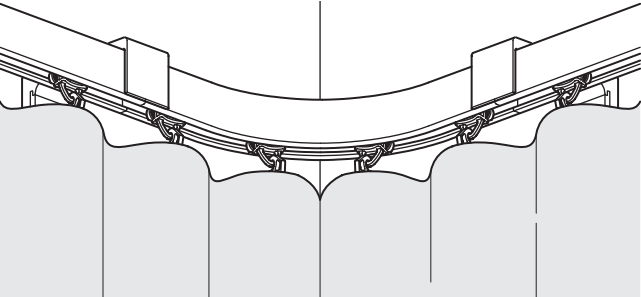
VIDGA wall fitting, 6 cm, white.
902.991.52 **\$5**



VIDGA single track rail, 140 cm, white.
004.929.17 **\$13**

HOW TO PLAN

Join the rails at a corner.



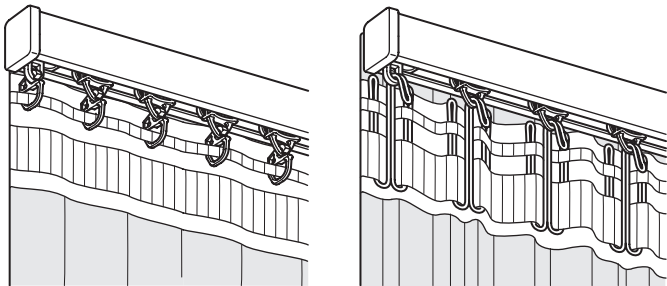
PARTS AND PRICES



VIDGA corner piece, single track, white.

104.983.82 \$7

Hang curtains with glider and hook.



PARTS AND PRICES



VIDGA glider and hook, white, 24 pack.

004.830.03 \$6

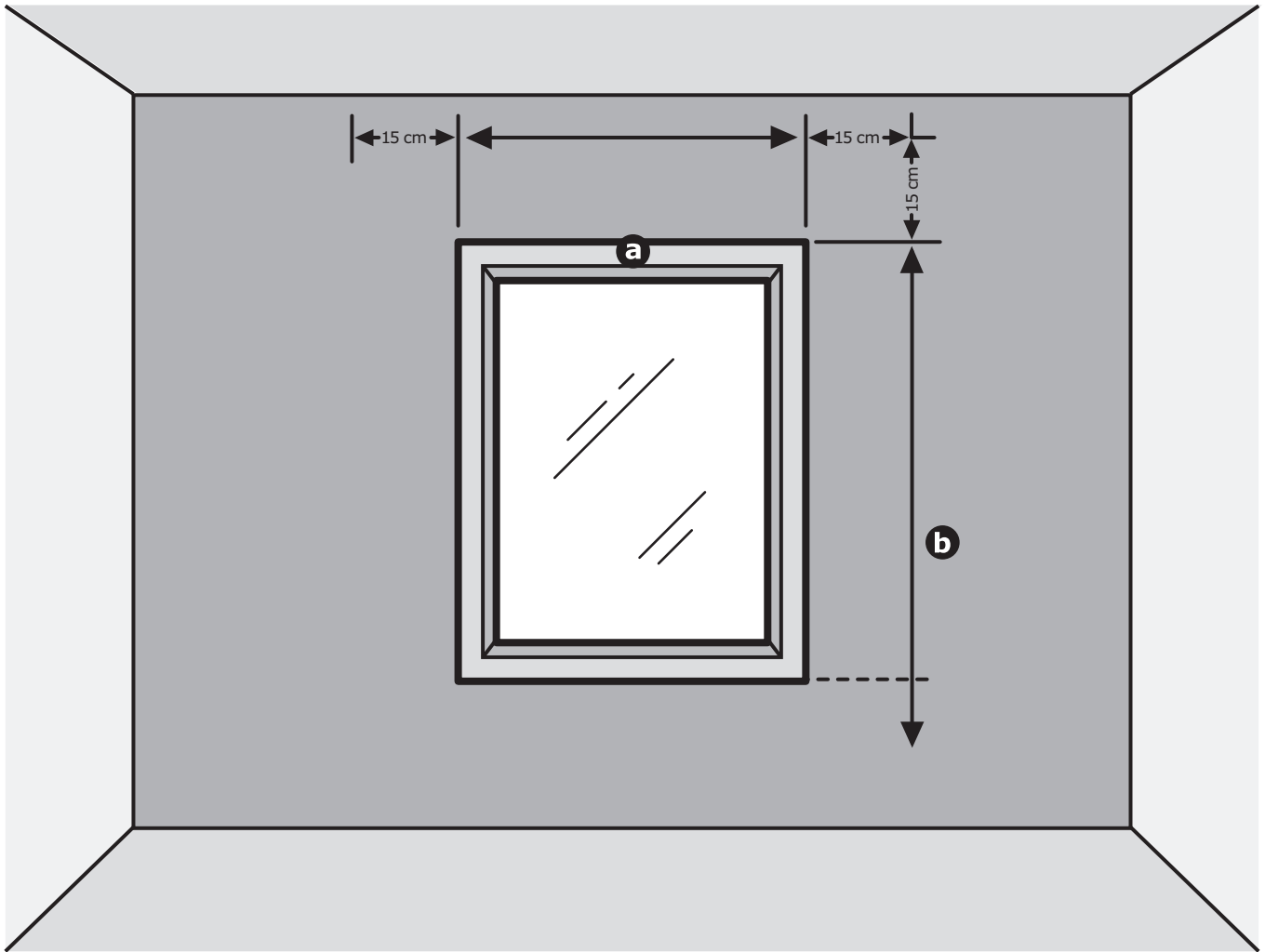


RIKTIG curtain hook.

20 pack

202.122.04 \$7

HOW TO MEASURE YOUR WINDOW



Start by taking the measurements of your window.

1. The width.

This determines the width of your curtain rod or track rail.

Measure the width of the window. **a**

Add at least 15 cm on each side to the measurement **a** to allow the curtains to cover the window properly and open completely.

2. The height.




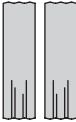
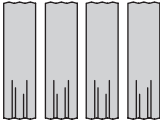
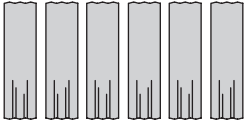
This determines the length of your curtains or panel curtains.

Measure from the top of the window frame and stop where you want your curtains or panel curtains to end. **b**






As a rule of thumb, add 15 cm to the measurement **b**. Mount the curtain rod or rack rail 15 cm above the window frame.

Add a few centimetres to allow any shrinkage of the curtains after washing.

NUMBER OF CURTAINS AND ACCESSORIES

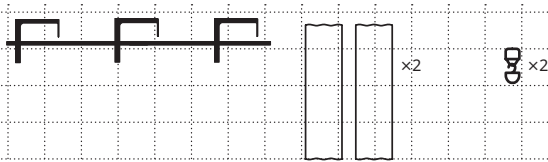
	The length of the track you need		
			
	< 140 cm	140–280 cm	280–420 cm
Hang curtains with single track rail.			
Number of products			
Curtains, 1 pair	1 pk (2 pcs)	2 pks (4 pcs)	3 pks (6 pcs)
Glider and hook	1 pk (24 pcs)	2 pks (48 pcs)	3 pks (72 pcs)
Optional: if you want to pleat the	1 pk (20 pcs)	2 pks (40 pcs)	3 pks (60 pcs)

PICK OUT WHAT YOU NEED

-  Wall fitting, 6 cm
-  Glider and hook
-  Wall fitting, 12 cm
-  Corner piece
-  Curtain hook

Make a simple drawing.

Example:



Fill in the quantities you need.

Product	Item number	Quantity
VIDGA single track rail, 140 cm, white	004.929.17	<div></div> pieces
VIDGA corner piece, single track, white	104.983.82	<div></div> pieces
HUGAD curtain rod, 120-210 cm, white	402.171.30	<div></div> pieces
HUGAD curtain rod, 210-385 cm, white	202.171.31	<div></div> pieces
Choose the curtain you like. All sold by pair.		<div></div> packages
VIDGA glider/hook, 24-p	004.830.03	<div></div> packages
RIKTIG curtain hook 20 pack		<div></div> packages
optional: if you want to pleat the curtains.	202.122.04	<div></div> packages