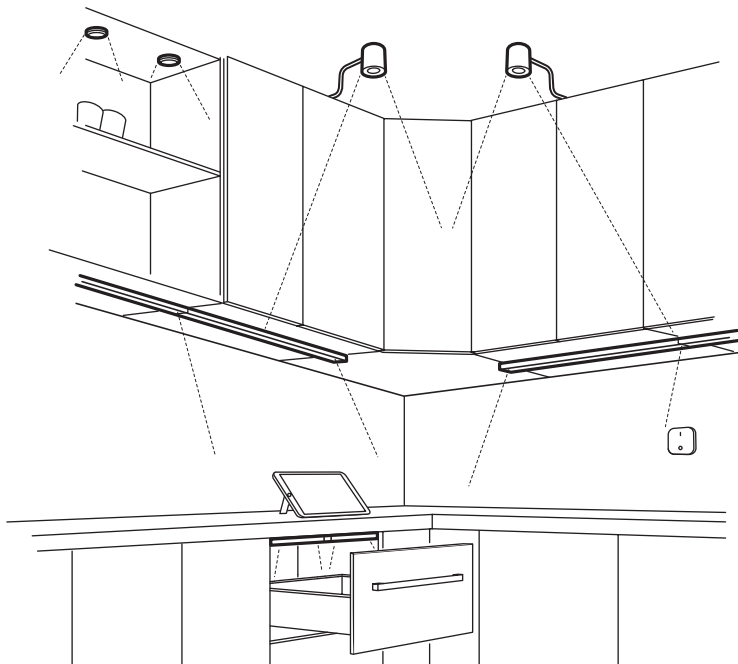


# Integrated kitchen lighting



## Good, functional lighting

Lighting is important in all kitchens, both for safety and appearance. Good, even lighting across your worktop makes cooking and other kitchen chores safer, easier and more fun. And spotlights, cabinet lighting and drawer lighting doesn't just help you to find what you're looking for, but adds a decorative element to your kitchen.

## Kitchen lighting connected to IKEA smart lighting

At IKEA, we have five series of integrated kitchen lighting: MITTLED, STRÖMLINJE, SLAGSIDA and SKYDRAG. The MITTLED series covers three functions, worktop lighting, drawer lighting and spots. The STRÖMLINJE series has a slim design and is easy to install. SLAGSIDA is designed for KNOXHULT kitchen and SKYDRAG for ENHET. Add the TRÅDFRI wireless dimmer to dim, and set the mood for every occasion. Add the TRÅDFRI gateway to control your kitchen lighting from the IKEA Home smart app in different ways together with other smart lighting in your home.

# Content

How to plan.....3

How to build

MITTLED worktop lighting ..... 4

STRÖMLINJE LED worktop lighting.....5

SKYDRAG LED worktop lighting strip .....6

Spotlights and cabinet lighting .....7

Drawer lighting .....8

How to choose the correct LED driver.....9

All parts and prices.....10

Services ..... 11

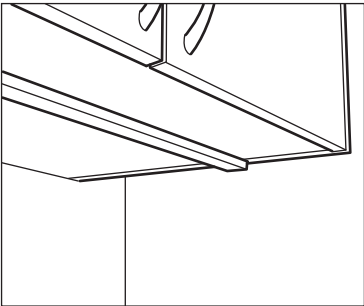
# How to plan

## Planning or updating your kitchen?

No kitchen is complete without good, functional lighting. That's why it's a good idea to include lighting already when you're planning and buying your kitchen. It makes it easier to install and saves you lots of time and effort. But what if you just want to improve the lighting in your current kitchen? Don't worry, we have solutions for that, too. Remember that all kitchens are different – plan after your own needs!

Start by deciding where you want lighting in the kitchen. Then decide which lighting to suit you and your kitchen best. Start by choosing your preferred worktop lighting. Then add spotlights, cabinet lighting and drawer lighting.

Check out our offer below:



Worktop lighting

At IKEA, we have 4 integrated lighting series – MITTLED, STRÖMLINJE, SLAGSIDA and SKYDRAG. All give you task lighting, mood lighting, and are dimmable. You save energy too, since these series use LED, which consume 85% less energy and last up to 20 times longer than a regular incandescent bulb.

Use: MITTLED, STRÖMLINJE, SLAGSIDA and SKYDRAG.

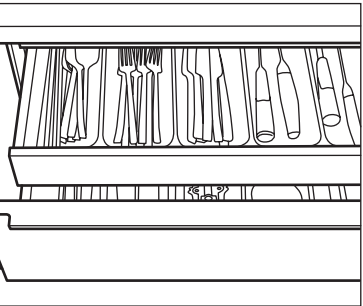


Spotlights and cabinet lighting

Spotlights are a decorative and functional choice for wall cabinets with glass doors. They make it easy to look inside your cabinets and brighten up your kitchen at the same time.

Cabinet lighting is easy to choose, as it comes in different versions to match both modern and traditional styles.

Use: MITTLED, URSHULT, LINDSHULT.



Drawer lighting

MITTLED drawer lighting switches on and off as you open and close your drawers. No more hide and seek with your kitchen equipment!

Use: MITTLED.

# MITTLED worktop lighting

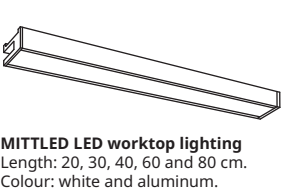
## How to build

MITTLED worktop lighting is easy to install by yourself. See the list below for all parts and accessories that you need.

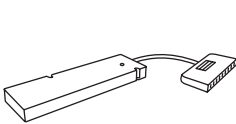
- Start by choosing the number of MITTLED lighting strips that you need.
- Add the correct TRÅDFRI LED driver: 10W or 30W. See page 10 for more information about the drivers.
- Use the VÅGDAL connection cord to connect MITTLED worktop lighting with TRÅDFRI LED driver.
- Add the TRÅDFRI gateway to control connected lighting from the IKEA Home smart app in different ways together with other TRÅDFRI lighting in your home.

- You can connect up to 10 TRÅDFRI LED drivers in one installation using the intermediate connection cord.
- Add the FÖRNIMMA power supply cord. This cord connects to a power socket and is required for wireless control of your lighting using TRÅDFRI driver.
- Add the TRÅDFRI wireless dimmer to dim your lighting. Pair the TRÅDFRI wireless dimmer to the TRÅDFRI driver(s) and the entire combination will dim at the same time.
- If you want, you can complete the system with other products, like MITTLED spotlights, MITTLED drawer lighting.

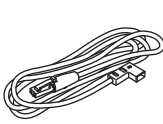
## Basic parts



MITTLED LED worktop lighting  
Length: 20, 30, 40, 60 and 80 cm.  
Colour: white and aluminum.



TRÅDFRI LED driver  
Power: 10W/30W.



VÅGDAL connection cord  
Length: 3.5m

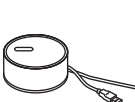


TRÅDFRI wireless dimmer  
Colour: white.



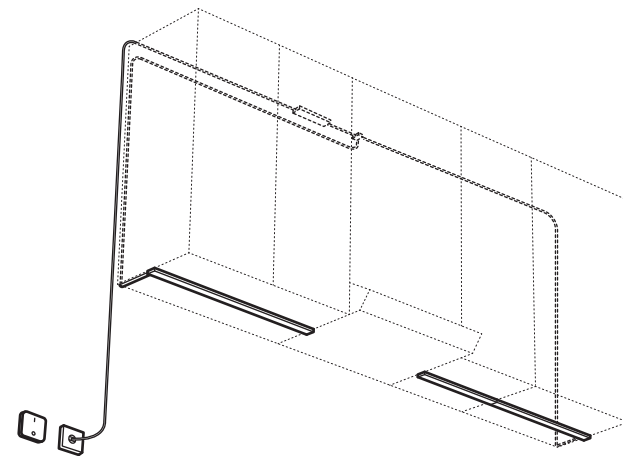
FÖRNIMMA power supply cord  
Length: 3.5m

## Installation accessories



TRÅDFRI gateway

## Combination



Product name	Quantity
MITTLED LED worktop lighting 80 cm (7.5W)	1 pc
MITTLED LED worktop lighting 40 cm (4.0W)	1 pc
MITTLED LED worktop lighting 60 cm (5.5W)	1 pc
TRÅDFRI LED driver 30W	1 pc
VÅGDAL connection cord	2 pcs
TRÅDFRI wireless dimmer	1 pc
FÖRNIMMA power supply cord	1 pc

To find the power consumption (W) for each product, see All parts and prices on page 10.

# STRÖMLINJE worktop lighting

## How to build

STRÖMLINJE LED worktop lighting is really simple to install on your own. Since the units connect directly together with the 2 small connecting fittings, there are less cords to keep in order.

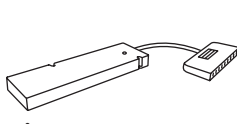
- When you start building your system, you must first consider the widths of your cabinets. E.g. for a cabinet with a width of 80 cm, you'll need 2 units which both have a width of 40 cm.
- Add the correct TRÅDFRI LED driver: 10W or 30W. See page 10 for more information about the drivers.
- Add the TRÅDFRI gateway to control TRÅDFRI connected lighting from the IKEA Home smart app in different ways together with other TRÅDFRI lighting in your home.

- You can connect up to 10 TRÅDFRI LED drivers in one installation using the intermediate connection cord.
- Add the power supply cord.
- Add the TRÅDFRI wireless dimmer to dim your lighting. Pair the remote to the driver(s) and the entire combination will dim at the same time.
- If you want, you can complete the system with other products, like spotlights, drawer lighting or cabinet lighting.

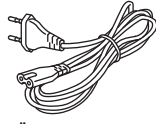
## Basic parts



STRÖMLINJE LED worktop lighting  
Length: 20, 40 and 60 cm  
Colour: white



TRÅDFRI LED driver  
Power: 10W/30W.

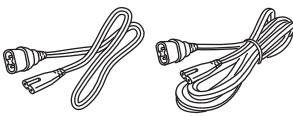


FÖRNIMMA power supply cord  
Length: 3.5m

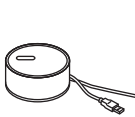


TRÅDFRI wireless dimmer  
Colour: white.

## Installation accessories

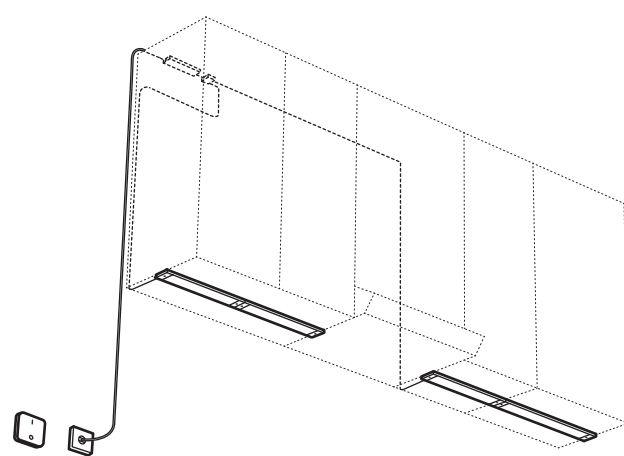


FÖRNIMMA intermediate connection cord  
Length: 0.7m or 2m.



TRÅDFRI gateway

## Combination



Product name	Quantity
STRÖMLINJE LED worktop lighting 60 cm (8W)	1 pcs
STRÖMLINJE LED worktop lighting 40 cm (5W)	3 pcs
TRÅDFRI LED driver 30W	1 pc
FÖRNIMMA power supply cord	1 pc
TRÅDFRI wireless dimmer	1 pc

To find the power consumption (W) for each product, see All parts and prices on page 10.

# SKYDRAG worktop lighting

## How to build

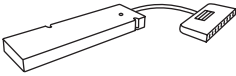
SKYDRAG worktop lighting is easy to install by yourself.

- When you start building your system, you must first consider the widths of your cabinets. E.g. for a cabinet with a width of 80 cm, you'll need the SKYDRAG lighting strip 80 cm too.
- Choose the number of SKYDRAG lighting strips that you need.
- Add the correct TRÅDFRI LED driver: 10W or 30W. See page 10 for more information about the drivers.
- Add the TRÅDFRI gateway to control TRÅDFRI connected lighting from the IKEA Home smart app in different ways together with other TRÅDFRI lighting in your home.

## Basic parts



**SKYDRAG LED worktop lighting**  
Length: 40, 60 and 80 cm.  
Colour: white and anthracite.



**TRÅDFRI LED driver**  
Power: 10W/30W.

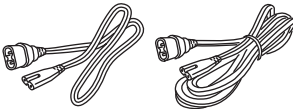


**FÖRNIMMA power supply cord**  
Length: 3.5m



**TRÅDFRI wireless dimmer**  
Colour: white.

## Installation accessories

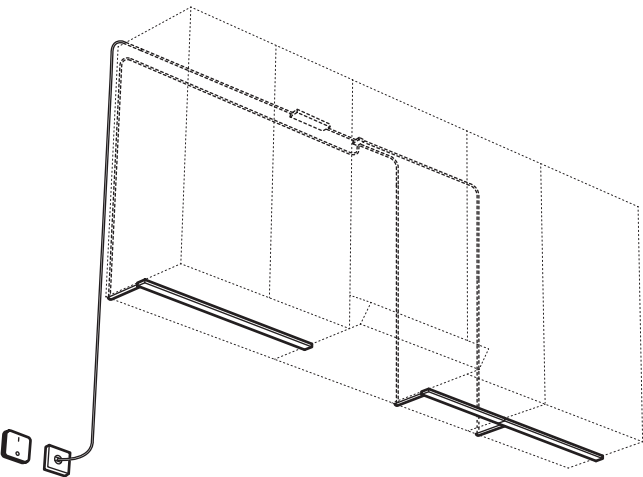


**FÖRNIMMA intermediate connection cord**  
Length: 0.7m or 2m.



**TRÅDFRI gateway**

# Combination



To find the power consumption (W) for each product, see All parts and prices on page 10.

Product name	Quantity
SKYDRAG LED worktop lighting 80 cm (7.7W)	1 pc
SKYDRAG LED worktop lighting 40 cm (3.6W)	1 pc
SKYDRAG LED worktop lighting 60 cm (5.6W)	1 pc
TRÅDFRI wireless dimmer	1 pc
TRÅDFRI LED driver 30W	1 pc
FÖRNIMMA power supply cord	1 pc

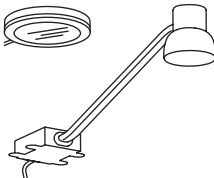
- You can connect up to 10 TRÅDFRI LED drivers in one installation using the intermediate connection cord.
- Add the power supply cord.
- Add the TRÅDFRI wireless dimmer to dim your lighting. Pair the remote to the driver(s) and the entire combination will dim at the same time.

# Spotlights and cabinet lighting

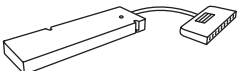
## How to build

- Start by choosing all parts that you need.
- Add the correct TRÅDFRI LED driver: 10W or 30W. See page 11 for more information about the drivers.
- Add the TRÅDFRI gateway to control TRÅDFRI connected lighting from the IKEA Home smart app in different ways together with other TRÅDFRI lighting in your home.
- You can connect up to 10 TRÅDFRI LED drivers in one installation using the intermediate connection cord.
- Add the power supply cord.
- Add the TRÅDFRI wireless dimmer to dim your lighting. Pair the remote to the driver(s) and the entire combination will dim at the same time.

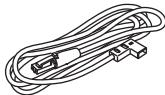
## Basic parts



**MITTLED LED spotlights or LED cabinet lighting\***  
Diameter, round spotlight: 8.3 cm.  
Colour: white, aluminium and black.



**TRÅDFRI LED driver**  
Power: 10W/30W.



**FÖRNIMMA power supply cord**  
Length: 3.5m.



**TRÅDFRI wireless dimmer**  
Colour: white.

\* You can also use URSHULT and LINDSHULT. For measurements, see All Parts and Prices on page 10.

## Installation accessories

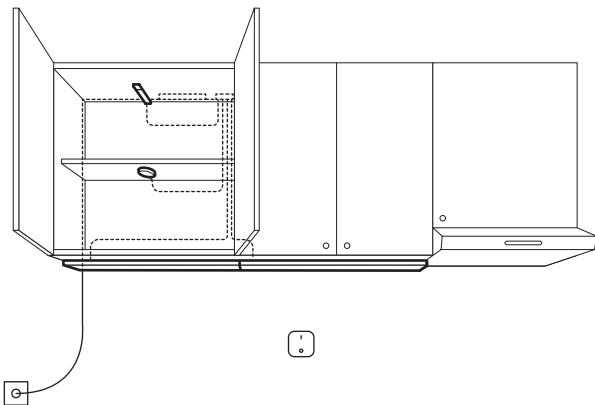


**TRÅDFRI gateway**

## How to connect the MITTLED spotlight with other integrated lighting

### With MITTLED, SKYDRAG and IRSTA:

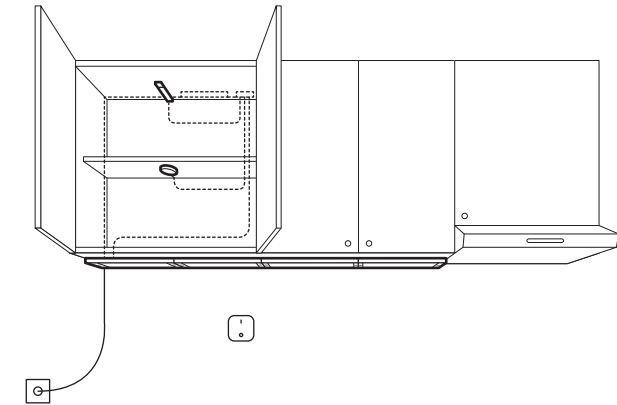
You need to add a TRÅDFRI LED driver and a power supply cord. Add an intermediate connection cord if you're using more than one driver.



To find the power consumption (W) for each product, see All parts and prices on page 10.

### With STRÖMLINJE:

You need to add a TRÅDFRI LED driver and a power supply cord. Since the units connect directly together, there are less cords to keep in order.

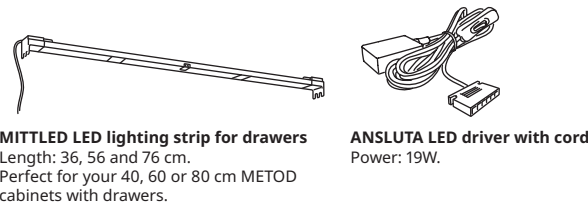


# Drawer lighting

## How to build

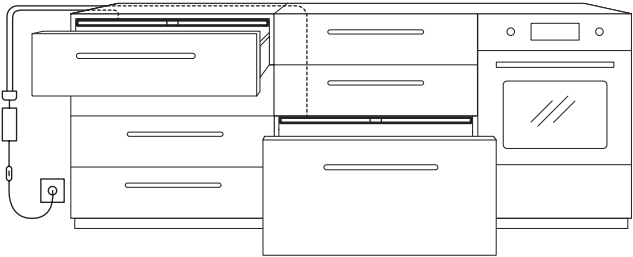
- Start by choosing all parts that you need.
- Add the ANSLUTA LED driver with cord 19W.
- You can connect up to 6 units to the LED driver, as long as the total wattage does not exceed 19W.
- The lighting strip has a motion sensor, so that the light turns on and off automatically as you open and close the drawer.

## Basic parts

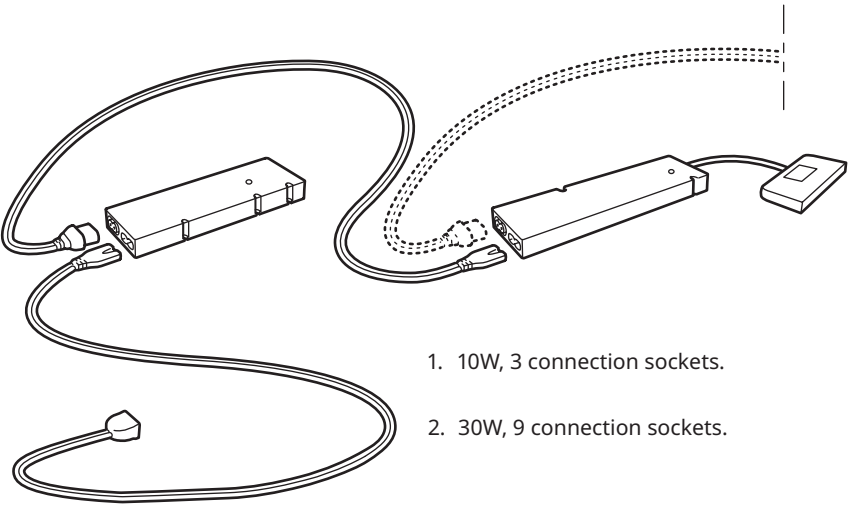


## How to connect

Buy a separate ANSLUTA 19W LED driver for your drawer lighting. It will be easier to install.



# How to choose a LED driver








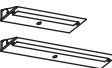



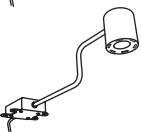


## If you want to connect your kitchen lighting to IKEA Home smart

There are two TRÅDFRI LED drivers. Choose based on how many units you want to connect. You can connect up to 3 units to the 10 W LED driver, as long as the total wattage does not exceed 10 W. The 30 W LED driver can support up to 9 units, max. wattage 30W. You can connect up to 10 drivers in one installation cord. Flashing lights indicate that the maximum wattage of the LED driver is exceeded. If you want to use more than one LED driver, make sure to synchronise each LED driver with the TRÅDFRI

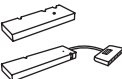



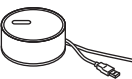

remote control or TRÅDFRI wireless dimmer, so that the entire combination can be dimmed at the same time. Make your kitchen lighting smart by adding the TRÅDFRI gateway. With the gateway, you can control your lights from the IKEA Home smart app and create a mood together with your other TRÅDFRI lighting. You will also be able to control your lighting via your voice assistant (for example Amazon Alexa, Apple HomeKit or Google Home).

All parts and prices

	MITTLED LED worktop lighting. White		
	40 cm. 4.0W	403.535.37	RM79
	60 cm. 5.5W	803.596.17	RM99
	60 cm. 5.5W	503.596.33	RM119
	STRÖMLINJE LED worktop lighting, 20 cm. 3W. *		
	White	903.339.95	RM99
	STRÖMLINJE LED worktop lighting, 40 cm. 5W. *		
	White	803.430.42	RM169
	STRÖMLINJE LED worktop lighting, 60 cm. 8W. *		
	White	003.430.41	RM259
	SKYDRAG LED worktop lighting strip 40 cm. 3.6W.		
	White	504.395.88	RM39.90
	Anthracite	904.396.28	RM39.90
	SKYDRAG LED worktop lighting strip 60 cm. 5.6W.		
	White	304.395.89	RM69
	Anthracite	304.396.12	RM69
	SKYDRAG LED worktop lighting strip 80 cm. 7.7W.		
	White	104.395.90	RM89
	SLAGSIDA LED worktop lighting is designed for KNOXHULT kitchen and helps create a functional workspace. Easy to install on your own with a connected power plug and is dimmable in two steps with a touch sensor.		
	White 40 cm, 5.3W.	504.000.67	RM89
	White 60 cm, 6.6W.	103.556.51	RM99
	MITTLED LED spotlight 8.3 cm. IKEA. 2.2W.		
	White	304.353.98	RM39.90
	Aluminium-colour	104.353.99	RM39.90
	MITTLED LED lighting strip for drawers. White. IKEA.		
	2.0W		
	36 cm	304.635.17	RM79
	56 cm	804.635.48	RM89
	3W		
	LINDSHULT LED cabinet lighting. Provides a focused light; good for lighting up smaller areas. IKEA. Model L1304 LINDSHULT. 2W. *		
	Nickel-plated	102.604.36	RM69
	URSHULT LED cabinet lighting. Provides a focused light; good for lighting up smaller areas. IKEA. Model L1305 URSHULT. 2W. *		
	Nickel-plated	302.604.02	RM59

\*To be completed with TRÅDFRI LED driver and FÖRNIMMA power supply cord, sold seperately.

All parts and prices

	TRÅDFRI LED driver for wireless control. Grey. Can be used with TRÅDFRI remote control and TRÅDFRI gateway. You can connect up to 10 TRÅDFRI LED drivers in one installation using the the intermediate connection cord in between.		
	10W	503.561.87	RM79
	30W	603.426.56	RM129
	TRÅDFRI wireless dimmer. You can dim your lighting wirelessly and easily adapt the lighting based on activity. Battery is included, and lasts approx. 2 years.		
	White	504.086.00	RM29.90
	FÖRNIMMA intermediate connection cord 2 m. Can be used as a direct connection between TRÅDFRI LED drivers, e.g. b etween two sections of wall cabinets, with one single connection to the mains supply.		
	White	303.946.99	RM19.90
	VÅGDAL connection cord 3.5m. With this cord you can connect MITTLED worktop lighting with IKEA LED driver.		
	White	504.636.01	RM24.90
	TRÅDFRI gateway. With TRÅDFRI gateway and app you can control each light source individually, create different types of lighting settings – and control them by remote control or the TRÅDFRI app.		
	White	203.378.07	RM149
	ANSLUTA LED driver with cord 19W. You can turn all connected light sources on and off with a single switch.		
	White	704.058.65	RM39.90

Services

We offer a range of services to help you with everything from putting it together to getting it home. Of course, the more you do yourself, the lower the price will be. And the more we do for you, the more you can sit back and relax!

<b>Delivery service</b> Add our delivery service to your total cost regardless of whether you're shopping online or in your local store. We can deliver the same day/next day within the store delivery area. And, we don't just stop at your front door, we deliver all the way to your room of choice.	<b>Assembly service</b> We assemble your IKEA furniture in your home following the assembly instructions. The assembly service includes a free 1-year guarantee on workmanship, and disposal of all packaging in an environmentally friendly way.	<b>It's ok to change your mind</b> You have 365 days to return your purchase. Keep your receipt safe to make returns easier. You're free to change your mind. Return unused items in their original packaging within 365 days together with proof of purchase for a full refund.
Prices from €000	Prices from €000	Prices from €000

