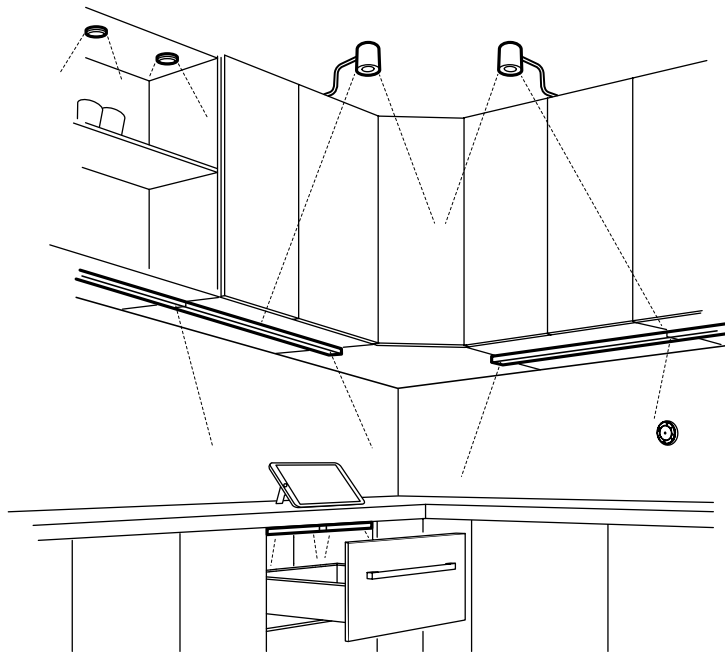


Integrated kitchen lighting



Good, functional lighting

Lighting is important in all kitchens, both for safety and appearance. Good, even lighting across your countertop makes cooking and other kitchen chores safer, easier and more fun. Spotlights, cabinet lighting and drawer lighting doesn't just help you to find what you're looking for, but adds a decorative element to your kitchen.

Conventional or connected smart IKEA lighting?

At IKEA, we have three series of integrated kitchen lighting: OMLOPP, STRÖMLINJE and IRSTA. The OMLOPP & STRÖMLINJE series have a slim design and are easy to install. The IRSTA series is a modern and very thin LED lighting which covers the entire underside of the wall cabinet and therefore provides an even lighting spread over the entire countertop. Use the TRÅDFRI wireless dimmer and set the mood for every occasion. Add the TRÅDFRI gateway to control OMLOPP, STRÖMLINJE and IRSTA from the TRÅDFRI app in different ways together with other TRÅDFRI lighting in your home.

A high standard of accuracy has been sought in the preparation of this buying guide. We apologize for, but will not be bound by or responsible for, errors and omissions in this buying guide.

Not all products may be available in all stores. See what is available at your local store by visiting [IKEA-USA.com/stockavailability](https://www.ikea-usa.com/stockavailability). For more detailed product information, see the price tag or visit [IKEA-USA.com](https://www.ikea-usa.com). All products shown require assembly.



CONTENT

HOW TO PLAN	3
HOW TO BUILD	
OMLOPP COUNTERTOP LIGHTING	5
STRÖMLINJE COUNTERTOP LIGHTING.....	6
IRSTA COUNTERTOP LIGHTING.....	7
SPOTLIGHTS AND CABINET LIGHTING	8
DRAWER LIGHTING	10
HOW TO CHOOSE THE CORRECT TRÅDFRI LED DRIVER	11
ALL PARTS AND PRICES	12

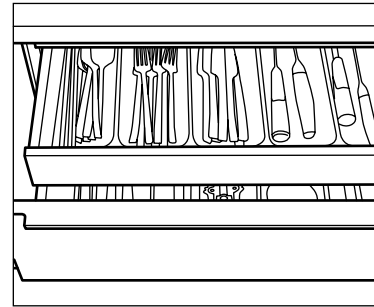
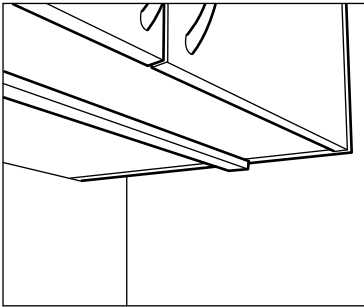
HOW TO PLAN

PLANNING OR UPDATING YOUR KITCHEN?

No kitchen is complete without good, functional lighting. That's why it's a good idea to include lighting already when you're planning and buying your kitchen. It makes it easier to install and saves you lots of time and effort. But what if you just want to improve the lighting in your current kitchen? Don't worry, we have solutions for that, too. Remember that all kitchens are different – plan for your own needs!

Start by deciding where you want lighting in the kitchen. Then decide which lighting to suit you and your kitchen best. Start by choosing your preferred countertop lighting. Then add spotlights, cabinet light and drawer light.

Check out our offer below:



Countertop lights

At IKEA, we have three integrated lighting series – OMLOPP, STRÖMLINJE and IRSTA. All give you task lighting, mood lighting, and are dimmable. You save energy too, since these series use LED, which consume 85% less energy and last up to 20 times longer than a regular incandescent bulb.

Use: OMLOPP, STRÖMLINJE, IRSTA.

Spotlights and cabinet lights

Spotlights are a decorative and functional choice for wall cabinets with glass doors. They make it easy to look inside your cabinets and brighten up your kitchen at the same time.

Cabinet lighting is easy to choose, as it comes in different versions to match both modern and traditional styles.

Use: OMLOPP, URSHULT, LINDSHULT, MAGLEHULT.

Drawer lights

OMLOPP drawer lights switch on and off as you open and close your drawers. No more hide and seek with your kitchen equipment!

Use: OMLOPP.

HOW TO PLAN

OMLOPP, STRÖMLINJE OR IRSTA?

Product facts	OMLOPP	STRÖMLINJE	IRSTA
Dimmable with TRÅDFRI wireless dimmer	●	●	●
Needs TRÅDFRI LED driver and cords**	●	●	●
Cable management included	●	●	
Light output	190-300 lumen for 15-24"	110-330 lumen for 6-18"	280-580 lumen for 15-24"

* In some countries electrical installation work may only be carried out by an authorized electrical contractor. Contact your local electricity authority for advice.

** Drivers and cords are sold separately.

OMLOPP LED COUNTERTOP LIGHTING

HOW TO BUILD

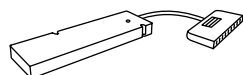
OMLOPP countertop lighting is easy to install by yourself. See the list below for all parts and accessories that you need.

- Start by choosing the number of OMLOPP light strips that you need.
- Add the correct TRÅDFRI LED driver: 10W or 30W. See page 11 for more information about the drivers.
- Add the TRÅDFRI gateway to control TRÅDFRI connected lighting from the TRÅDFRI app in different ways together with other TRÅDFRI lighting in your home.
- You can connect up to 10 TRÅDFRI LED drivers in one installation using the intermediate connection cord.
- Add the ANSLUTA power cord.
- Add the TRÅDFRI wireless dimmer to dim your lights. Pair the dimmer to the driver(s) and the entire combination will dim at the same time.
- If you want, you can complete the system with other products, like spotlights, drawer lighting or cabinet lights.

Basic parts



OMLOPP LED countertop light
Length: 15", 18" and 24"
Color: White and aluminum



TRÅDFRI LED driver
Power: 10W and 30W.



ANSLUTA Power cord
Length: 11'6"

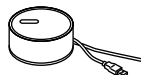


TRÅDFRI Remote control
Color: White

Installation accessories

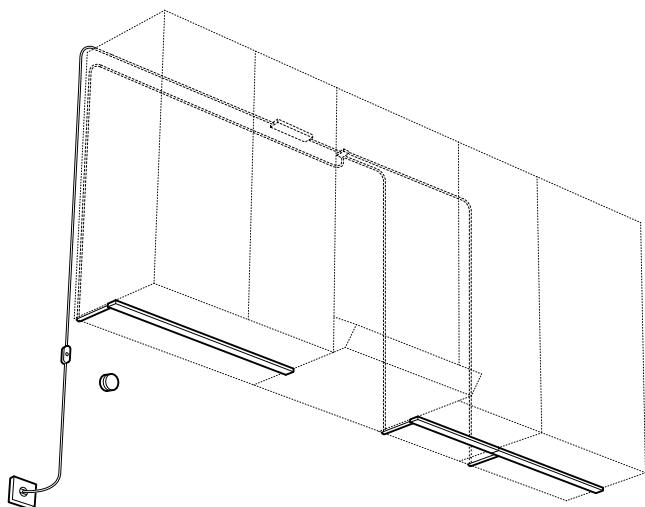


ANSLUTA Intermediate connection cord
Length: 28" or 79"



TRÅDFRI gateway

COMBINATION



Product name	Quantity
OMLOPP LED countertop light 24"	1 pc
OMLOPP LED countertop light 15"	1 pc
OMLOPP LED countertop light 18"	1 pc
ANSLUTA Electronic transformer 30W	1 pc
ANSLUTA Power cord	1 pc
TRÅDFRI Remote control	1 pc

To find the power consumption (W) for each product, see All Parts and Prices on page 12.

STRÖMLINJE COUNTERTOP LIGHTING

HOW TO BUILD

STRÖMLINJE LED countertop lighting is really simple to install on your own. Since the units connect directly together with the two small connecting fittings, there are less cords to keep in order.

- When you start building your system, you must first consider the widths of your cabinets. E.g. for a cabinet with a width of 30", you'll need 2 units which both have a width of 15".
- Add the correct TRÅDFRI LED driver: 10W or 30W. See page 15 for more information about the drivers.
- Add the TRÅDFRI gateway to control TRÅDFRI connected lighting from the TRÅDFRI app in different ways together with other TRÅDFRI lighting in your home.
- You can connect up to 10 TRÅDFRI LED drivers in one

installation using the intermediate connection cord.

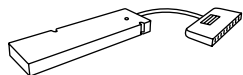
- Add the power cord.
- Add the TRÅDFRI remote control to dim your lights. Pair the dimmer to the driver(s) and the entire combination will dim at the same time.
- If you want, you can complete the system with other products, like spotlights, drawer lights or cabinet lights.

Basic parts



STRÖMLINJE LED countertop lights

Length: 6", 12", 15" and 18"
Color: White



TRÅDFRI LED driver
Power: 10W and 30W

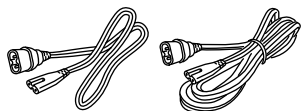


ANSLUTA Power cord
Length: 11'6"

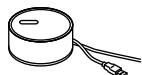


TRÅDFRI Remote control
Color: White

Installation accessories

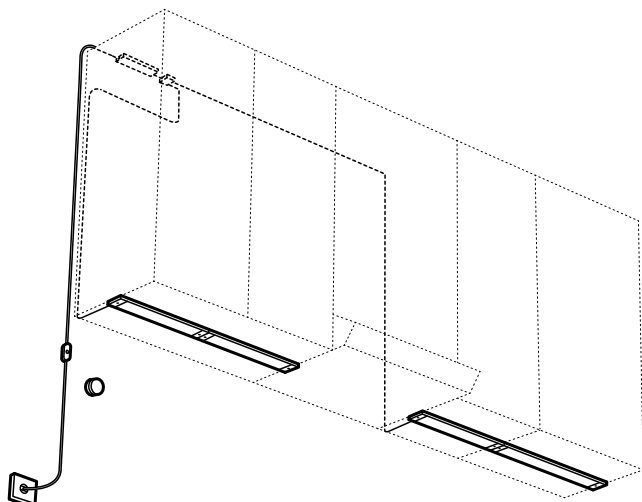


ANSLUTA Intermediate connection cord
Length: 28" or 79"



TRÅDFRI gateway

COMBINATION



Product name

Quantity

STRÖMLINJE LED countertop light 18" (6W)	1 pcs
STRÖMLINJE LED countertop light 15" (5W)	3 pcs
TRÅDFRI LED driver 30W	1 pc
ANSLUTA Power cord	1 pc
TRÅDFRI Remote control	1 pc

To find the power consumption (W) for each product, see All Parts and Prices on page 12.

IRSTA COUNTERTOP LIGHTING

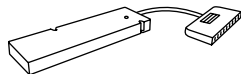
HOW TO BUILD

- Start by selecting the number of IRSTA LED countertop lights you need. Since they cover the entire underside of the wall cabinets, you can select based on the dimensions of the cabinets. It couldn't be easier!
- Add the correct TRÅDFRI LED driver: 10W or 30W. See page 11 for more information about the drivers.
- Add the TRÅDFRI gateway to control TRÅDFRI connected lighting from the TRÅDFRI app in different ways together with other TRÅDFRI lighting in your home.
- You can connect up to 10 TRÅDFRI LED drivers in one installation using the intermediate connection cord.
- Add the power cord.
- Add the TRÅDFRI remote control to dim your lights. Pair the dimmer to the driver(s) and the entire combination will dim at the same time.
- If you want, you can complete the system with other products, like spotlights, drawer lights or cabinet lights.

Basic parts



IRSTA LED countertop lighting
Length: 15", 18½" and 24"
Color: opal white, decorative strip in aluminum



TRÅDFRI LED driver
Power: 10W and 30W

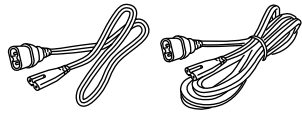


ANSLUTA Power cord
Length: 11'6"

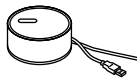


TRÅDFRI Remote control
Color: White

Installation accessories

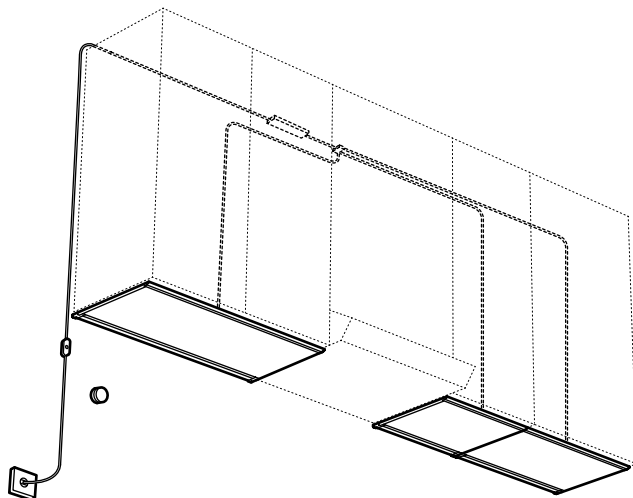


ANSLUTA Intermediate connection cord
Length: 28" or 79"



TRÅDFRI gateway

COMBINATION



Product name

Quantity

IRSTA LED countertop light 24" (7W)	1 pc
IRSTA LED countertop light 15" (3.8W)	1 pc
IRSTA LED countertop light 18½" (5W)	1 pc
TRÅDFRI LED driver 30W	1 pc
ANSLUTA Power cord	1 pc
TRÅDFRI Remote control	1 pc

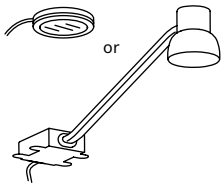
To find the power consumption (W) for each product, see All Parts and Prices on page 12.

LED SPOTLIGHTS AND CABINET LIGHTS

HOW TO BUILD

- Start by choosing all parts that you need.
- Add the correct TRÅDFRI LED driver: 10W or 30W. See page 11 for more information about the drivers.
- Add the TRÅDFRI gateway to control TRÅDFRI connected lighting from the TRÅDFRI app in different ways together with other TRÅDFRI lighting in your home.
- You can connect up to 10 TRÅDFRI LED drivers in one installation using the intermediate connection cord.
- Add the power cord.
- Add the TRÅDFRI remote control to dim your lighting. Pair the dimmer to the driver(s) and the entire combination will dim at the same time.

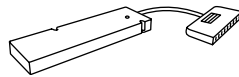
Basic parts



OMLOPP LED spotlights or LED cabinet light*

Diameter, round spotlight: 2¾"
Color: White, aluminum and black

* You can also use URSHULT, LINDSHULT and MAGLEHULT. For measurements, see All Parts and Prices on page 16.



TRÅDFRI LED driver
Power: 10W and 30W

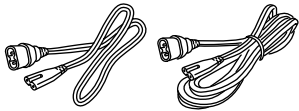


ANSLUTA power cord
Length: 11'6"

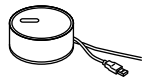


TRÅDFRI Remote control
Color: White

Installation accessories



ANSLUTA Intermediate connection cord
Length: 28" or 79"



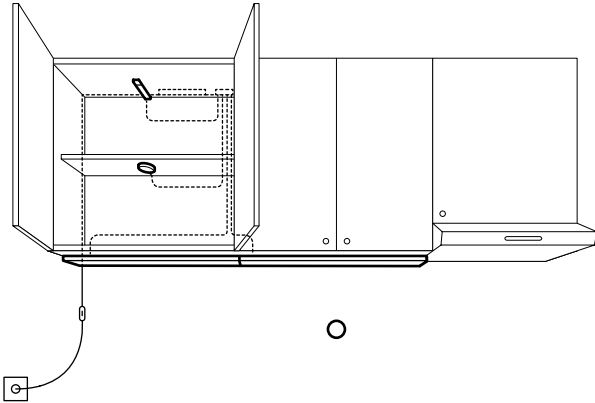
TRÅDFRI gateway

To find the power consumption (W) for each product, see All Parts and Prices on page 12.

HOW TO CONNECT

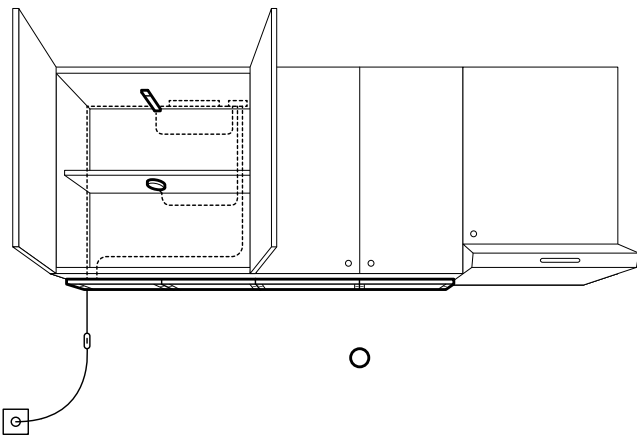
OMLOPP

You need to add a TRÅDFRI LED driver, a power cord and a TRÅDFRI remote control. Add an intermediate connection cord if you're using more than one driver.



STRÖMLINJE and IRSTA

You need to add a TRÅDFRI LED driver, a power cord and a TRÅDFRI remote control. Since the units connect directly together, there are less cords to keep in order.

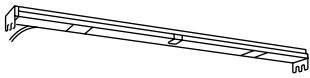


LED DRAWER LIGHTS

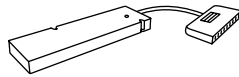
HOW TO BUILD

- Start by choosing all parts that you need.
- Add the correct TRÅDFRI LED driver: 10W or 30W. See page 11 for more information about the drivers.
- You can connect up to 10 TRÅDFRI LED drivers in one installation using the intermediate connection cord.
- Add a power cord.
- The lighting strip has a motion sensor, so that the light turns on and off automatically as you open and close the drawer.
- Add a TRÅDFRI wireless remote control.

Basic parts



OMLOPP LED lighting strip for drawers
Length: 14", 17", 23", 29" and 34"
Perfect for your 15", 18", 24", 30" or 36" SEKTION cabinets



TRÅDFRI LED driver
Power: 10W and 30W

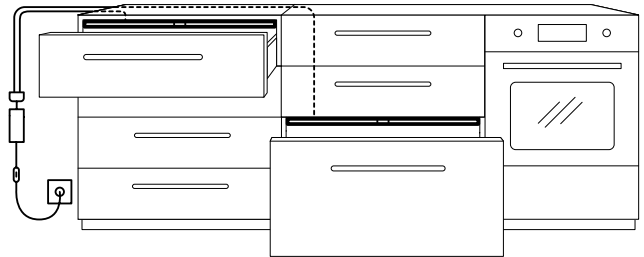


ANSLUTA power cord
Length: 11'6"

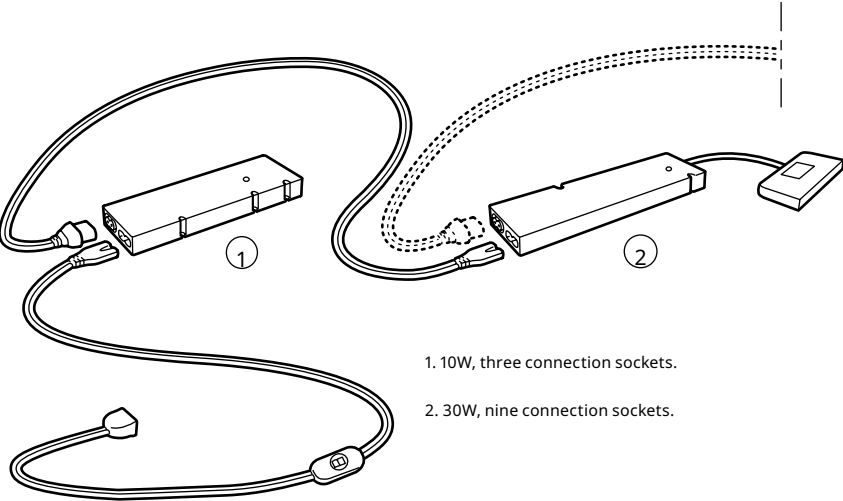
HOW TO CONNECT

STRÖMLINJE, OMLOPP & IRSTA

Buy a separate transformer for your drawer lighting. It will be easier to install. Add ANSLUTA intermediate connection cord if you have more than 1 transformer. Do not pair the driver for drawer lights with your other kitchen lights as it can turn off the functionality of the lights lighting.



HOW TO CHOOSE A LED DRIVER



- 1. 10W, three connection sockets.
- 2. 30W, nine connection sockets.

There are two LED drivers. Choose based on how many units you want to connect. You can connect up to three units to the 10W LED driver, as long as the total wattage does not exceed 10W. The 30W LED driver can support up to nine units, max. wattage 30W. You can connect up to 10 drivers in one installation cord. Flashing lights indicate that the maximum wattage of the LED driver is exceeded. If you want to use more than one

LED driver, make sure to synchronize each LED driver with the TRÅDFRI remote control so that the entire combination can be dimmed at the same time. Make your cabinet lighting smart by adding the TRÅDFRI gateway. With the gateway, you can control your lights from the TRÅDFRI app and create a mood together with your other TRÅDFRI lighting.

ALL PARTS AND PRICES



OMLOPP LED countertop light L15". To be completed with ANSLUTA electronic transformer and power cord, sold separately. Dimmable in two steps using the ANSLUTA remote control, sold separately. LED life approx. 20,000 hours. 3.4W.

White	804.303.60	\$15.99
Aluminum-color	004.303.59	\$15.99



OMLOPP LED countertop light L18". To be completed with ANSLUTA electronic transformer and power cord, sold separately. Dimmable in two steps using the ANSLUTA remote control, sold separately. LED life approx. 20,000 hours. 4.2W.

White	404.303.62	\$19.99
Aluminum-color	604.303.61	\$19.99



OMLOPP LED countertop light L24". To be completed with ANSLUTA electronic transformer and power cord, sold separately. Dimmable in two steps using the ANSLUTA remote control, sold separately. LED life approx. 20,000 hours. 5.7W.

White	004.303.64	\$29.99
Aluminum-color	204.303.63	\$29.99



STRÖMLINJE LED countertop light 12". To be completed with a TRÅDFRI LED driver and ANSLUTA power cord, sold separately. 4W.

White	903.517.05	\$29.99
-------	------------	----------------



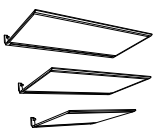
STRÖMLINJE LED countertop light 15". To be completed with a TRÅDFRI LED driver and ANSLUTA power cord, sold separately. 5W.

White	103.517.09	\$39.99
-------	------------	----------------



STRÖMLINJE LED worktop lighting 18". To be completed with a TRÅDFRI LED driver and ANSLUTA power cord, sold separately. 6W.

White	203.517.18	\$49.99
-------	------------	----------------



IRSTA LED countertop light Opal. To be completed with LED driver and power cord, sold separately.

15"	504.069.55	\$39.99
18½"	304.069.56	\$59.99
24"	104.069.57	\$79.99



OMLOPP LED spotlight Ø2½". To be completed with TRÅDFRI LED driver and ANSLUTA power cord, sold separately. Dimmable in two steps using the ANSLUTA remote control, sold separately. LED life approx. 25,000 hours. 1.4W.

White	604.357.21	\$8.99
Aluminum-color	404.357.22	\$8.99
Black	004.357.19	\$8.99



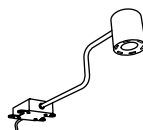
OMLOPP LED light strip for drawers Aluminum-color. The light switches on and off automatically when you open or close the drawer. To be completed with TRÅDFRI LED driver or with ANSLUTA electronic transformer and power cord, sold separately. LED life approx. 20,000 hours

L14", 1.5W	304.357.32	\$17.99
L17", 1.5W	504.357.31	\$19.99
L23", 1.5W	704.357.30	\$24.99
L29", 3W	904.357.29	\$26.99
L34", 3W	104.357.28	\$29.99



LINDSHULT LED cabinet light Built-in LED light source. Provides a focused light; good for lighting up smaller areas. To be completed with a TRÅDFRI LED driver and ANSLUTA power cord, sold separately. 2W.

Nickel-plated	302.604.40	\$24.99
---------------	------------	----------------



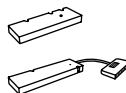
URSHULT LED cabinet light Built-in LED light source. Provides a focused light; good for lighting up smaller areas. To be completed with a TRÅDFRI LED driver and ANSLUTA power cord, sold separately. 2W.

Nickel-plated	602.604.05	\$24.99
---------------	------------	----------------



MAGLEHULT LED cabinet/picture light Built-in LED light source. Can be used on top of cabinets as well as picture lighting. To be completed with a TRÅDFRI LED driver and ANSLUTA power supply cord, sold separately. 2.8W.

Black	203.123.69	\$16.99
-------	------------	----------------



TRÅDFRI LED driver for wireless control The TRÅDFRI LED driver connects your OMLOPP, STRÖMLINJE and NORRFLY integrated lighting to IKEA smart lighting. You can dim the connected lighting with the TRÅDFRI wireless dimmer and connect it to the TRÅDFRI gateway. To be completed with ANSLUTA power cord, sold separately.

Up to 10W, connect up to 3 units.	103.561.89	\$27
Up to 30W, connect up to 9 units.	603.426.61	\$37



TRÅDFRI Wireless dimmer Use the wireless dimmer to dim, turn on/off up to 10 light sources - all will behave in the same way.

White	203.478.30	\$9.99
-------	------------	---------------



TRÅDFRI Remote control You can use TRÅDFRI remote to control up to 10 LED light bulbs at a time - dim, switch on and off, choose colors and step by step change from warm to cold light.

White	004.431.30	\$15.99
-------	------------	----------------



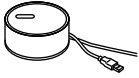
ANSLUTA Power cord 11'6". Main power cord. Turn the lamps on and off with one single switch

White	301.214.11	\$7
-------	------------	------------



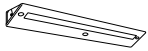
ANSLUTA Intermediate connection cord Can be used as a direct connection between TRÅDFRI LED drivers, e.g. between two sections of wall cabinets, with one single connection to the mains supply. White

L79"	601.199.25	\$7
L28"	401.199.26	\$6



TRÅDFRI Gateway White. With TRÅDFRI gateway and TRÅDFRI app you can control each light source individually, create different types of lighting settings - and control them by remote control or the app. You can turn off, turn on, dim and change from warm to cold light as you like. You can use the gateway and the app to create several groups of light sources and control them in different ways.


White	003.378.13	\$35
-------	------------	-------------




SLAGSIDA LED countertop light Designed to use with KNOXHULT kitchen, but can be used anywhere indoors where you need work lighting, for example in other kitchens, hobby areas and washing rooms. A certified electrician can connect several units of SLAGSIDA worktop lighting together. Dimmable to two levels. Built-in LED light source. Approved for IP21. Light color; warm white (3000 Kelvin).

16"	604.000.62	\$16.99
23½"	303.556.50	\$19.99

BEGIN SKETCHING YOUR LIGHTING NEEDS!





SERVICES

IKEA products are designed to be taken home and assembled by you. That way, you'll save the most money. But if you would like some help, we can offer a range of services. Assembly and delivery services fulfilled by an Independent Service Provider. Contact your local IKEA store or visit the IKEA website for details: IKEA-USA.com/services



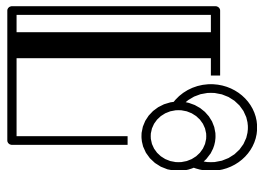
DELIVERY SERVICE

Most of our products are designed and packaged so that you can take them home yourself. If you prefer, we can arrange for delivery of your purchases directly to your home or business. Same day, next day or same week deliveries are available. We can also arrange for delivery at a later date if you would like.



PICKING WITH DELIVERY SERVICE

We'll collect the products on your shopping list from throughout the store and deliver everything to your home or office. See an IKEA co-worker and tell them what you're looking for and they will book and print your items on a customer order. Take this order to the check-outs and pay for your purchases both goods and services. And you're on your way!



There's more than one way to pay

We accept credit, debit and IKEA Gift Cards in our stores. We also want you to have the home you dream of; that's why we've got additional financing options for you to explore. For more information about our financing options, visit IKEA-USA.com/creditcard

Services and prices may vary, please see IKEA-USA.com/services or talk to us in your local IKEA store.