

## BUYING GUIDE

# WORKTOPS AND SINKS

**25**

Year  
GUARANTEE

Read more in the guarantee brochure.

### QUALITY

Our range of durable worktops and sinks are built to withstand everyday kitchen activities for many years. We subject the worktop surfaces to stringent testing. They have to withstand cold liquids – water for 24 hours, and oil, alcohol and coffee spills for 1 hour. We put them in a special climate chamber, impact-test the top and edges, and test the edges with steam. And we also test the laminate's resistance to abrasion and cracking.

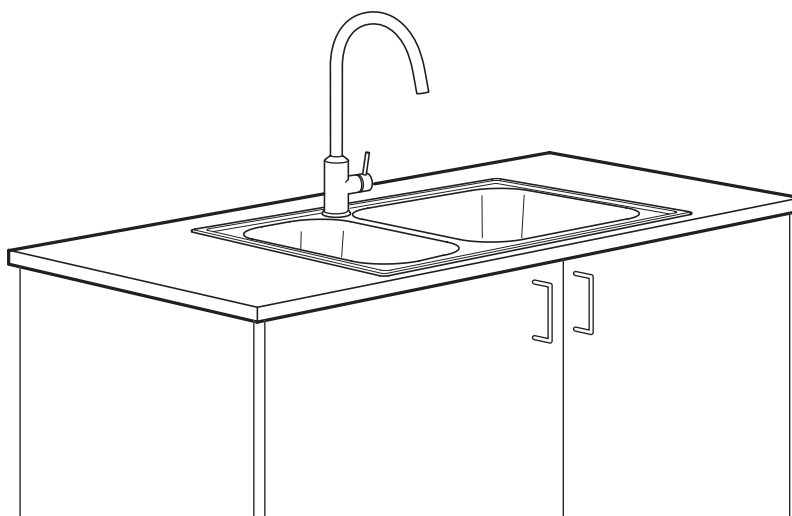
All worktops and sinks except our LAGAN and FYNDIG are included in our 25-years guarantee.

**10**

Year  
GUARANTEE

All our kitchen mixer taps comply with European standard which means that our taps are tested and approved for every market and fulfil every standard on the specific market, EN817 (single-lever) or EN200 (dual control). The kitchen mixer tap can be used in high-pressure systems. Tested to manage a pressure of max. 10 bar (1000 kPa). Recommended working pressure: 1.0 - 5.0 bar (100 kPa - 500 kPa).

All our taps are included in our 10-years guarantee, except for LAGAN tap.



The worktop and sink are what complete your kitchen and make it both functional and personal. They're important for the overall look of your kitchen, as well as how well it works and you will use them for many years – so take some time and choose them with care.

Our pre-cut worktops are available in laminate with different colours, patterns and finishes. And in solid wood – beech, birch or oak. And they're ready for you to bring home today.

Sinks not only contribute to the look and style of your kitchen, they also make your work in the kitchen easier. With us, you never have to choose between form and function – we have many different designs, finishes and combination possibilities.

All our worktops and sinks are tested to ensure they will withstand many years of hard work in your kitchen.

# HOW TO CHOOSE A WORKTOP

## 1. Consider your needs

Choose your worktops with care. You will use them for many years and they are important for the overall appearance of your kitchen, the impression it gives and how well it works.

Choosing the right material depends on how you use your kitchen in everyday life. If you regularly use the worktops for preparing food, or have children who like to help in the kitchen, laminate or stone worktops make a good choice. These resist moisture and heat. They also last well and are easy to clean.

Worktops in solid wood is a hardwearing material that brings a warm, natural feeling to your kitchen. Wood does not resist heat and scratches as well as laminate or stone, but stains and scratches can be removed with sandpaper and oil.

## 2. Choose your style

Choose your worktops at the same time as you choose your kitchen doors and drawer fronts. Worktops are an integral part of your kitchen together with other prominent features such as cabinet doors and tiles. The choice of worktop adds the final personal touch to your kitchen style.

## WORKTOP IN LAMINATE

### Durable and easy to keep clean

If you want a worktop that can take tough daily use and at the same time is maintain free - choose a laminated worktop. We test ours to ensure that they can cope with hot pans, as well as shrug off spilled wine, oil and hot drinks. They are even resistant to chemicals, and the smooth, hard surface is easy to keep clean. Even though the worktops are very durable we still

recommend that you use a pot stand when you place hot pots directly on them.

- Available in standard lengths in the LAGAN, FYNDIG, PRÄGEL and NUMERÄR series.

## WORKTOP IN SOLID WOOD

### A living surface

Worktops in solid wood are a hardwearing natural material which gives a warm and natural feeling in the kitchen. It needs to be maintained several times per year with BEHANDLA oil to maintain the quality of the worktop but in return it is a worktop that can easily be renewed by sandpaper the surface. The oil protects the wood from marks, stains and cracks, and prevents water from penetrating the surface and destroying the wood. If the surface looks a little tired and worn after some time, you can give it a real face-lift by sanding and oiling it. It will be like new. Even though the worktops are very durable we still recommend that you use a pot stand when you place hot pots directly on them.

- Available in standard lengths in the LAGAN and NUMERÄR series.



**BEHANDLA wood treatment oil.** To ensure that your solid wood worktop ages gracefully, treat it regularly with BEHANDLA wood treatment oil; it gives the surface a beautiful sheen, protects the wood and prolongs the life of the worktop. The oil is approved for use on surfaces where food is prepared. A 0.75 litre can contains sufficient oil to treat 10-12 m<sup>2</sup> (107.6-129,2 sq.ft.)

**RM25**

# FYNDIG WORKTOP IN PRE-CUT LENGTH

Material: Laminate.  
 Colour: White  
 Length: 220 cm.  
 Depth: 60.6 cm.  
 Thickness: 2.8 cm.  
 Front edge: Rounded.

Length x Depth (cm)		
126x60.6	302.375.34	<b>RM85</b>
220x60.6	502.388.96	<b>RM125</b>

2 edging strips in laminate included. Prior to installation the edging strips must be fitted on to the short sides of the worktop. The worktop can also be cut to desired length.

# LAGAN WORKTOP IN PRE-CUT LENGTH

Material: Oiled solid beech.  
 Length: 126 or 246 cm.  
 Depth: 60,6 cm.  
 Thickness: 2,8 cm.  
 Front edge: Square.

Length x Depth (cm)		
126x60.6	001.653.74	<b>RM245</b>
246x60.6	701.653.75	<b>RM395</b>

The worktop can also be cut to desired length.

# PRÄGEL WORKTOP IN PRE-CUT LENGTHS

Material: Laminate.  
 Length: 186 or 246 cm.  
 Depth: 62 cm.  
 Thickness: 3,8 cm.  
 Front edge: Rounded.

**FIXA covering strip** for joining worktops in a corner at 90°. Fits only PRÄGEL worktop with rounded edge on both the top and underside. Gives an even work surface. Aluminium.

L65xW4xH1 cm	101.805.00	<b>RM9.90</b>
--------------	------------	---------------

2 edging strips included. The worktop can be cut to desired length.

Length x Depth (cm)	186x62		246x62	
Black stone effect	801.762.17	<b>RM295</b>	601.736.15	<b>RM395</b>
White stone effect	101.762.06	<b>RM295</b>	001.736.18	<b>RM395</b>
Walnut effect	601.657.43	<b>RM295</b>	401.657.39	<b>RM395</b>
White	601.657.38	<b>RM295</b>	101.657.45	<b>RM395</b>
Dark walnut effect	602.038.39	<b>RM295</b>	802.038.38	<b>RM395</b>
Black mineral effect	302.087.77	<b>RM295</b>	602.087.85	<b>RM395</b>
Light oak effect	902.038.33	<b>RM295</b>	302.038.31	<b>RM395</b>

# NUMERÄR WORKTOPS IN PRE-CUT LENGTHS

Material: Oiled solid wood or laminate.

Length: 186 or 246 cm.

Depth: 62 cm.

Thickness: 3,8 cm.

Front edge: Solid wood – rounded.

Laminate – square.

2 edging strips included. The worktop can be cut to desired length. The wooden worktops can also be cut to desired length.

Length x Depth (cm)	186x62		246x62	
<b>Solid wood</b>				
Birch	201.757.63	<b>RM495</b>	701.733.61	<b>RM595</b>
Beech	401.757.00	<b>RM495</b>	601.733.47	<b>RM595</b>
Oak	901.757.88	<b>RM595</b>	901.733.79	<b>RM675</b>
<b>Laminate</b>				
Black with metal effect edge	301.661.07	<b>RM345</b>	501.661.06	<b>RM445</b>
White with metal effect edge	001.661.04	<b>RM345</b>	201.661.03	<b>RM445</b>
<b>Double sided laminate</b>				
White/dark grey with wood effect edge	401.761.82	<b>RM345</b>	801.735.96	<b>RM445</b>
White/aluminium effect with metal effect edge	701.757.94	<b>RM345</b>	101.735.90	<b>RM445</b>
Brown-black/light turquoise with brown black edge	602.266.33	<b>RM345</b>	902.266.06	<b>RM445</b>
Light blue/light grey with white edge	202.227.07	<b>RM345</b>	602.227.10	<b>RM445</b>
Red/white with white edge	902.227.23	<b>RM345</b>	202.227.26	<b>RM445</b>

# HOW TO CHOOSE A SINK AND TAP

## 1. Consider your needs

How will you use your sink? Do you need single or double bowls? Large or small bowls? A large bowl is practical for rinsing large pots. And double bowls are practical when you want to do two things at once, like using one bowl for food preparation and the other for washing up. If you wash a lot of dishes by hand, a sink with a drainer can be helpful to keep water off the worktop. Choose a sink with the drainer or bowl to the left or right to suit the space, the way you work and whether you're right- or left-handed. Most of our sinks can be completed with practical accessories like a chopping board and a rinsing basket. A smart way to free up space and get more room to work on.

To choose the right mixer tap for your kitchen all depends on your needs and preferences. A single lever mixer tap makes it easy to control the temperature and flow with one hand. A tap with high spout is great for washing big pots and oven dishes. Tap with a high spout with extendable pull out makes rinsing easier too.

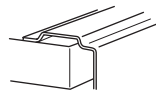
## 2. Choose your style

Sinks with round bowls, square bowls, single bowls or double bowls. Whatever style you choose we have the tap to match it. Do you want a tap that stands out and makes a design statement, or one that blends in subtly with the rest? You can choose between single or dual lever taps in chrome-plated brass, stainless steel, matt black or white. Our taps are not only very durable, most also have a built-in function to reduce the water flow, so you save water and do something good for the environment by using them.

## SINKS

Prices include ATLANT strainer/water trap. (Note! This is packed and displayed separately.) Length x Depth x Height.

Choose from sink units in stainless steel (18/10), white porcelain. Sink units in stainless steel have a layer of material on the underside that helps to absorb and reduce sound. Many of our sinks are reversible – so you can position your sink to suit the workflow of your kitchen. Stainless steel sinks do not have predrilled holes, which gives you the chance to choose where you want your mixer tap. You can use FIXA 2-piece tool kit to make the hole.



Our range of inset sinks are designed to be inset into the worktop. This requires cutting out a hole in the worktop. Follow the instructions supplied for sawing and installation. The sinks are set into the worktop and secured in place using the special clamp fittings supplied.

# SINKS

Prices include ATLANT strainer/water trap. (Note! This is packed and displayed separately.) Length x Depth x Height.



**FYNDIG single-bowl inset sink.** Minimum cabinet width 50 cm. Stainless steel.  
45x39x15 cm 502.021.33 **RM145**



**FYNDIG 1 bowl inset sink with drainer.** Minimum cabinet width 50 cm. Stainless steel.  
70x50x15 cm 502.021.33 **RM185**



**BOHOLMEN 1 bowl inset sink.** Minimum cabinet width 50 cm. Stainless steel.  
Ø45x15 cm 702.134.80 **RM154**



**BOHOLMEN 1 ½ bowl inset sink.** Minimum cabinet width 80 cm. Stainless steel.  
60x50x18 cm 901.142.19 **RM420**



**BOHOLMEN 2 bowl inset sink.** Minimum cabinet width 80 cm. Stainless steel.  
77x50x18 cm 501.142.21 **RM520**



**BOHOLMEN 1 bowl inset sink.** Small extra sink bowl for pouring out leftover liquid from glasses, for example; reserves the big sink bowl for washing up and rinsing. Minimum cabinet width 60 cm. Stainless steel.  
56x55x18 cm 202.021.15 **RM494**



**BOHOLMEN 1 bowl inset sink.** Small extra sink bowl for pouring out leftover liquid from glasses, for example; reserves the big sink bowl for washing up and rinsing. Minimum cabinet width 80 cm. Stainless steel.  
76x55x18 cm 202.021.20 **RM584**



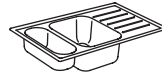
**BOHOLMEN single bowl sink.** Small extra sink bowl for pouring out leftover liquid from glasses, for example; reserves the big sink bowl for washing up and rinsing. Fits cabinet frames min. 60 cm wide. Stainless steel.  
62x60x18 cm 202.095.60 **RM584**



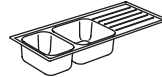
**BOHOLMEN single bowl sink.** Small extra sink bowl for pouring out leftover liquid from glasses, for example; reserves the big sink bowl for washing up and rinsing. Fits cabinet frames min. 80 cm wide. Stainless steel.  
80x62x18 cm 102.095.65 **RM724**



**BOHOLMEN 1 bowl inset sink with drainer.** Minimum cabinet width 50 cm. Stainless steel.  
70x50x18 cm 201.157.26 **RM330**



**BOHOLMEN 1 ½ bowl inset sink with drainer.** Minimum cabinet width 60 cm. Stainless steel.  
90x50x18 cm 101.142.18 **RM550**



**BOHOLMEN 2 bowl inset sink with drainer.** Minimum cabinet width 80 cm. Stainless steel.  
125x50x18 cm 701.142.20 **RM620**



**BREDSKÄR 1 bowl inset sink.** Minimum cabinet width 60 cm. Stainless steel.  
52x46x18 cm 201.548.07 **RM1,250**



**BREDSKÄR 1 bowl inset sink.** Minimum cabinet width 80 cm. Stainless steel.  
62x46x18 cm 901.845.75 **RM1,450**



**BREDSKÄR 1 1/2 bowls inset sink.** Minimum cabinet width 60 cm. Stainless steel.  
76,5x48 cm 102.254.95 **RM1,580**



**BREDSKÄR 1 1/2 bowls with drainer.** Minimum cabinet width 60 cm. Stainless steel.  
116x48 cm 002.224.83 **RM1,830**



**NUMERÄR sink bowl.** Fits 60 cm wide cabinet frame. Stainless steel.  
60x62x34 cm 101.252.88 **RM754**

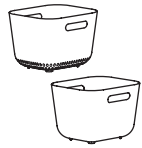
# SINK ACCESSORIES



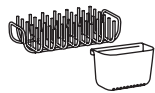
**BOHOLMEN colander.** Fits in the bowl of BOHOLMEN sink; handled in order to rest safely on the sink bowl edge. Black polypropylene plastic.  
W15xD44xH8 cm 502.025.43 **RM12.90**




**BOHOLMEN wash-up bowl.** Facilitates the washing up when you only have one bowl. Black polypropylene plastic.  
W23xDxH17 cm 902.025.36 **RM44.90**



**BOHOLMEN wash-up bowl/rinsing basket.** Fits in BOHOLMEN sinks. Facilitates the washing up when you only have one bowl. Black polypropylene plastic.  
W19xD22xH19 cm 302.085.22 **RM24.90**



**BOHOLMEN dish drainer/basket.** Fits in BOHOLMEN sinks ABS plastic/Polypropylene plastic. Black/White.  
W21xD37xH14 cm 902.085.24 **RM19.90**



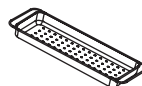
**BOHOLMEN chopping board.** Fits in BOHOLMEN sinks. Polypropylene plastic Black. Thickness 13 mm.  
W20xD44 cm 102.025.35 **RM24.90**



**BOHOLMEN chopping board.** Fits in BOHOLMEN sinks. Polypropylene plastic Black. Thickness 13 mm  
W37xD44 cm 402.025.34 **RM39.90**



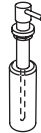
**BREDSKÄR colander.** Fits BREDSKÄR sinks. Stainless steel.  
W19,4xD42x H9,4 cm 102.021.11 **RM85**



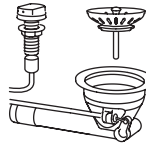
**DOMSJÖ rinsing basket.** Fits in DOMSJÖ sink bowl; rests on the sink bowl edge for easy rinsing. Can also be used as a colander. Stainless steel.  
W19,5xD53xH5 cm 801.742.61 **RM125**



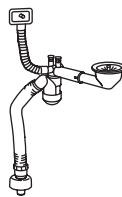
**DOMSJÖ chopping board.** Fits in DOMSJÖ sink bowl; rests on the sink bowl edge, thereby providing extra work space. Stainless steel and oiled solid beech; a hardwearing natural material that can be sanded and surface treated if required with BEHANDLA wood treatment oil. Thickness 2,5 cm  
W29xD53 cm 001.742.60 **RM95**



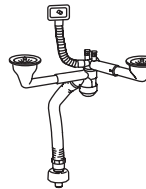
**RINGSKÄR detergent dispenser.** Chrome-plated brass and plastic. To be mounted to the sink or worktop in order to always have washing-up detergent within easy reach. H6 cm above top surface. 001.742.41 **RM95**



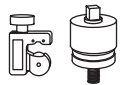
**ATLANT pop-up drainer.** Tubes: Polypropylene plastic. Strainer/Strainer basket: Stainless steel. Seals: Synthetic rubber. Stainless steel colour.  
002.043.42 **RM95**



**ATLANT strainer/water-trap for single bowl sink.** With connection for both dishwasher and washing machine. Self-cleaning water-trap. Sink stopper with strainer in stainless steel included. Seals in synthetic rubber and tubes in polypropylene plastic.  
102.155.28 **RM55**



**ATLANT strainer/water-trap for double bowl sink.** With connection for both dishwasher and washing machine. Self-cleaning water-trap. Sink stoppers with strainer in stainless steel included. Seals in synthetic rubber and tubes in polypropylene plastic.  
302.155.27 **RM95**



**FIXA 2-piece tool set.** For cutting holes for the mixer taps. Sink units in stainless steel do not come with pre-drilled holes. 35 mm hole. Can also be used for cutting copper pipes.  
901.768.20 **RM49.90**