LASTARE



Design and Quality
IKEA of Sweden

English

WARNING!

Children have died from furniture tipover.

To reduce the risk of furniture tipover:

ALWAYS install anti-tip device provided.

NEVER put a TV on this product.

NEVER allow children to stand, climb, or hang on any drawers, doors, or shelves.

NEVER open more than one drawer at a time.

Place heaviest items in the lowest drawers.

Read and follow each step of the instruction carefully.

Deutsch

ACHTUNG!

Kinder können durch umkippende Möbel sterben.

Um die Gefahr umkippender Möbel zu vermeiden:

IMMER den beigepackten Kippschutz montieren.

NIEMALS ein Fernsehgerät auf das Produkt stellen.

Kindern NIEMALS erlauben, auf Schubladen, Türen und Regale zu klettern oder sich daranzuhängen.

NIE mehr als eine Schublade gleichzeitig öffnen.

Die schwersten Gegenstände in die untersten Schubladen stellen.

Die Anleitung sorgfältig lesen und Schritt für Schritt befolgen.

Français

AVERTISSEMENT !

Des enfants sont morts suite au basculement d'un meuble.

Afin de limiter le risque de basculement d'un meuble :

TOUJOURS utiliser le système anti-basculement fourni.

NE JAMAIS installer de TV sur ce produit.

NE JAMAIS laisser d'enfants se tenir debout sur quelque tiroir, porte ou étagère que ce soit, y grimper ou s'y suspendre.

NE JAMAIS ouvrir plus d'un tiroir à la fois.

Placer les choses les plus lourdes dans les tiroirs du bas.

Lire et suivre attentivement toutes les étapes de la notice de montage.

Nederlands

WAARSCHUWING!

Kinderen zijn overleden door gekantelde meubels.

Om het risico te verkleinen dat het meubel kantelt:

Bevestig ALTIJD het meegeleverde anti-kantelbeslag.

Plaats NOOIT een tv op dit product.

Laat kinderen NOOIT aan lades, deuren of planken hangen of erin/erop gaan staan of klimmen.

Open NOOIT meer dan één lade tegelijk.

Plaats de zwaarste spullen in de onderste lades.

Lees en volg elke stap van de instructies zorgvuldig.

Dansk

ADVARSEL!

Møbler, der vælter, kan medføre børns død.

For at reducere risikoen for, at møblerne vælter:

Fastgør ALTID den medfølgende væltesikring.

Sæt ALDRIG et tv på dette produkt.

Sørg for, at børn ALDRIG står, klatrer eller hænger i og på skuffer, låger og hylder.

Der må ALDRIG være mere end én skuffe åben ad gangen.

Placer de tungeste ting i de nederste skuffer.

Læs og følg omhyggeligt hvert enkelt trin i anvisningerne.

Íslenska

VARÚÐ!

Húsgögn hafa fallið á börn og valdið dauða.

Dragðu úr hættu á að húsgagn falli fram fyrir sig:

Settu ALLTAF upp öryggisfestinguna sem fylgir með.

ALDREI setja sjónvarp á vöruna.

ALDREI leyfa barni að standa, klifra eða hanga á skúffunum, hurðunum eða hillum.

ALDREI opna fleiri en eina skúffu í einu.

Settu þyngstu hlutina í neðstu skúffurnar.

Lestu leiðbeiningarnar og fylgdu hverju skrefi þeirra vandlega.

Norsk

ADVARSEL

Barn har omkommet fordi møbler har veltet.

For å redusere faren for at møbler velter:

Monter ALLTID det medfølgende anti-velt-beslaget.

Still ALDRI en TV på dette produktet.

La ALDRI barn stå, klatre eller henge på skuffer, dører eller hyller.

Åpne ALDRI mer enn én skuff om gangen.

Plasser de tyngste gjenstandene i de nederste skuffene.

Les og følg hvert steg i instruksene nøye.

Suomi

VAROITUS

Lapsia on kuollut huonekalujen kaatumisesta johtuneissa onnettomuuksissa.

Voit vähentää huonekalujen kaatumisriskiä seuraavasti:

Käytä AINA huonekaluun kuuluvaa ratkaisua, jonka tarkoituksena on estää huonekalun kaatuminen.

ÄLÄ KOSKAAN sijoita televisiota tämän tuotteen päälle.

ÄLÄ KOSKAAN anna lasten seistä, kiivetä tai roikkua laatikoissa, ovissa tai hyllyissä.

ÄLÄ KOSKAAN avaa useampaa kuin yhtä laatikkoa kerrallaan.

Aseta raskaimmat esineet alimpiin laatikoihin.

Lue ohjeet ja noudata ohjeen jokaista vaihetta huolellisesti.

Svenska

VARNING!

Barn har dödats av möbler som vält.

För att minska risken för att möbeln ska välta:

Montera ALLTID det medföljande tippskyddet.

Ställ ALDRIG en TV på den här produkten.

Tillåt ALDRIG barn att stå, klättra, eller hänga på någon av lådorna, dörrarna eller hyllor.

Öppna ALDRIG mer än en låda i taget.

Placera de tyngsta föremålen i de nedersta lådorna.

Läs och följ varje steg av instruktionerna noggrant.

Česky

VAROVÁNÍ!

Převržení nábytku již způsobila smrtelná zranění dětí.

Abyste předešli riziku převržení nábytku:

VŽDY nainstalujte kování pro ukotvení nábytku do stěny, které zabrání jeho převržení, a které je součástí výrobku.

NIKDY nestavte na tento nábytek televizi.

NIKDY nenechávejte děti stát, lézt nebo se věšet na zásuvky, dvířka ani police.

NIKDY nevysouvejte více než jednu zásuvku.

Nejtěžší věci ukládejte do spodních zásuvek.

Pečlivě si přečtěte a dodržujte jednotlivé kroky uvedené v montážním návodu.

Español

ADVERTENCIA.

Han muerto niños por el vuelco de muebles

Para limitar el riesgo de vuelco de los muebles:

Instala SIEMPRE el dispositivo antivuelco que se suministra.

No pongas NUNCA un televisor encima de este producto.

No permitas NUNCA que los niños se pongan de pie, trepen o se cuelguen de los cajones, puertas o baldas.

No abras NUNCA más de un cajón a la vez.

Mete los objetos más pesados en los cajones inferiores.

Lee y sigue cada paso de las instrucciones cuidadosamente.

Italiano

AVVERTENZA!

Dei bambini sono morti a causa del ribaltamento dei mobili.

Per ridurre il rischio di ribaltamento dei mobili:

Monta SEMPRE il componente antiribaltamento fornito.

Non appoggiare MAI un televisore su questo prodotto.

Non permettere MAI ai bambini di stare in piedi, appendersi o arrampicarsi su un cassetto, un'anta o un ripiano qualsiasi.

Non aprire MAI più di un cassetto alla volta.

Metti gli oggetti più pesanti nei cassetti inferiori.

Leggi e segui attentamente ogni fase delle istruzioni.

Magyar

FIGYELEM!

Gyermekek vesztették életüket a felborulás miatt.

A felborulás kockázatának csökkentése érdekében:

MINDIG szereld be a felborulást megakadályozó alkatrészt.

SOHA ne helyezz tévét erre a termékre.

SOHA ne engedd a gyermekeknek, hogy felálljanak, felmásszanak vagy felkapaszkodjanak a fiókokra, ajtókra vagy polcokra.

SOHA ne húzz ki egy időben egynél több fiókot.

A nehezebb dolgokat helyezd az alsóbb fiókokba.

Figyelmesen olvasd el az útmutatót és kövesd az abban leírtakat!

Polski

OSTRZEŻENIE!

Odnotowano przypadki śmierci dzieci na skutek przewrócenia się mebla.

W celu ograniczenia ryzyka przewrócenia się mebla:

ZAWSZE montuj dołączone zabezpieczenie przez przewróceniem.

NIGDY nie stawiaj telewizora na tym produkcie.

NIGDY nie pozwalaj dzieciom stawać lub wieszać się na szufladach, drzwiczkach bądź półkach ani się na nie wspinać.

NIGDY nie otwieraj więcej niż jednej szuflady naraz.

Umieszczaj najcięższe przedmioty w dolnych szufladach.

Dokładnie przeczytaj instrukcję i postępuj zgodnie z każdym jej punktem.

Eesti

HOIATUS!

Mööbli ümberkukkumine on põhjustanud laste hukkumist.

Mööbli ümberkukkumisohu vähendamiseks tee järgmist:

PAIGALDA kaasasolevad kallutamisvastased kinnitused.

ÄRA PANE selle toote peale telerit.

ÄRA LUBA lastel seista, ronida või rippuda sahtlitel, ustel ega riiulitel.

ÄRA AVA korraga rohkem kui ühte sahtlit.

Paiguta raskemad esemed alumistesse sahtlitesse.

Loe kogu kasutusjuhend läbi ja järgi seda hoolikalt.

Latviešu

BRĪDINĀJUMS!

Bērni ir guvuši nāvējošas traumas, apgāžoties mēbelēm.

Lai novērstu mēbeļu apgāšanās risku:

VIENMĒR uzstādīt pievienoto pretapgāšanās aizsargu.

NEKAD nenovietot uz šīs mēbeles televizoru.

NEKAD neļaut bērniem stāvēt un rāpties uz atvilktnēm, durvīm, plauktiem vai karāties, turoties pie šiem elementiem.

NEKAD neatvērt vairākas atvilktnes vienlaicīgi;

Smagākos priekšmetus likt apakšējās atvilktnēs.

Rūpīgi izlasīt un ievērot lietošanas instrukciju.

Lietuvių

ĮSPĖJIMAS!

Virsdami baldai gali mirtinai sužaloti vaikus.

Rizika, kad baldai užvirs, bus mažesnė, jei:

VISADA panaudosite rinkinyje su baldu esantį įtaisą nuo nuvirtimo.

NIEKADA ant šio baldo nelaikysite televizoriaus.

VISADA neleisite vaikams stovėti, laipioti, kyboti ant stalčių, durų, lentynų.

NIEKADA neatidarysite kelių stalčių iš karto.

Sunkiausius daiktus laikysite apatiniuose stalčiuose.

Atidžiai perskaitysite nurodymus ir atliksite visus nurodytus veiksmus.

Portugues

AVISO!

Já ocorreram mortes de crianças por quedas de móveis.

Para reduzir o risco de queda de móveis:

Instale SEMPRE o dispositivo antiqueda fornecido.

NUNCA coloque uma televisão em cima deste produto.

NUNCA permita que uma criança trepe, fique em pé ou que se pendure em gavetas, portas ou prateleiras.

NUNCA abra mais do que uma gaveta ao mesmo tempo.

Coloque os artigos mais pesados nas gavetas mais baixas.

Leia e siga cuidadosamente as instruções.

Româna

AVERTISMENT!

Au existat decese în rândul copiilor din cauza răsturnării mobilierului.

Pentru a reduce riscul ca mobilierul să cadă:

Instalează ÎNTOTDEAUNA dispozitivul anti-răsturnare furnizat.

NU așeza un televizor pe acest produs.

NU lăsa copiii să se urce, să se cațere sau să se agațe de sertare, uși sau polițe.

NU deschide NICIODATĂ mai mult de un sertar o dată.

Depozitează articolele cele mai grele în sertarele de jos.

Citește instrucțiunile și urmează cu atenție fiecare pas.

Slovensky

UPOZORNENIE!

Na následky prevrátenia nábytku môžu deti zomrieť.

Aby ste zabránili prevráteniu nábytku:

VŽDY na nábytok nainštalujte dodané zariadenie proti prevráteniu.

NIKDY na výrobok neukladajte televízor.

NIKDY nedovoľte deťom stáť, liezť alebo visieť na zásuvkách, dverách alebo policiach.

NIKDY neotvárajte viac ako jednu zásuvku.

Ťažké predmety skladujte v spodných zásuvkách.

Pozorne si prečítajte a dodržiavajte každý krok.

Български

ПРЕДУПРЕЖДЕНИЕ!

Децата могат да пострадат фатално при преобръщане на мебели.

За да намалите риска от преобръщане на мебели:

ВИНАГИ монтирайте включеното устройство против преобръщане.

НИКОГА не поставяйте телевизор върху продукта.

НИКОГА не позволявайте на децата да стоят, да се катерят или увисват на чекмеджета, врати или рафтове.

НИКОГА не отваряйте повече от едно чекмедже едновременно.

Поставяйте най-тежките вещи в най-долните чекмеджета.

Прочетете и следвайте внимателно всяка стъпка от инструкциите.

Hrvatski

UPOZORENJE!

Djeca mogu smrtno stradati ako se namještaj prevrne.

Kako bi se smanjio rizik od prevrtanja namještaja:

Potrebno je UVIJEK postaviti priloženi dodatak protiv prevrtanja.

NIKADA ne stavljati TV na ovaj proizvod.

NIKADA ne dopuštati djeci da se penju ili vješaju na bilo koje ladice, vrata ili police.

UVIJEK otvarati samo jednu po jednu ladicu.

Najteže proizvode staviti u donju ladicu.

Pažljivo pročitati i slijediti svaki korak upute.

Ελληνικά

Προειδοποίηση!

Παιδιά σκοτώθηκαν από ανατροπή επίπλου.

Για να μειώσετε τον κίνδυνο ανατροπής του επίπλου:

ΠΑΝΤΑ να χρησιμοποιείτε το εξάρτημα κατά της ανατροπής που παρέχεται.

ΠΟΤΕ μην τοποθετείτε μία τηλεόραση πάνω σε αυτό το προϊόν.

ΠΟΤΕ μην αφήνετε τα παιδιά να στέκονται, να σκαρφαλώνουν ή να κρεμιούνται στα συρτάρια, τις πόρτες ή τα ράφια.

ΠΟΤΕ μην ανοίγετε περισσότερα από ένα συρτάρια ταυτόχρονα.

Τοποθετήστε τα πιο βαριά αντικείμενα στα πιο χαμηλά συρτάρια.

Διαβάστε και ακολουθήστε προσεκτικά κάθε βήμα της οδηγίας.

Українська

ЗАСТЕРЕЖЕННЯ:

Перекидання меблів стало причиною смерті дітей.

Щоб зменшити ризик перекидання меблів:

ЗАВЖДИ встановлюйте пристрій проти перекидання, що додається.

НЕ СТАВТЕ телевізор наверх цього виробу.

НЕ ДОЗВОЛЯЙТЕ дітям залазити на шухляди, дверцята чи полиці або виснути на них.

НЕ ВІДКРИВАЙТЕ більше однієї шухляди за один раз.

Кладіть найважчі речі в найнижчі шухляди.

Уважно прочитайте та дотримуйтесь інструкцій.

Srpski

UPOZORENJE!

Prevrtanje nameštaja može dovesti do smrti deteta.

Da smanjiš opasnost od prevrtanja nameštaja:

UVEK montiraj zaštitu protiv prevrtanja koja se dobija uz proizvod.

NIKADA na taj proizvod ne stavljaj TV.

NIKADA ne dopuštaj deci da stoje, penju se ili se kače na fioke, vrata ili police.

NIKADA ne otvaraj više fioka istovremeno.

Smesti najteže predmete u najniže fioke.

Pažljivo pročitaj ova uputstva i pridržavaj ih se.

Slovenščina

OPOZORILO!

Če se pohištvo prevrne, lahko ubije otroka.

Za preprečitev prevrnitve pohištva:

VEDNO namesti priloženi sistem proti prevrnitvi.

NIKOLI ne postavljaj televizorja na ta izdelek.

NIKOLI ne dovoli otrokom, da bi stopali, plezali ali se obešali na predale, vrata ali police.

NIKOLI ne odpri več predalov hkrati.

Težje stvari shranjuj v najnižjih predalih.

Pozorno preberi navodila in jih dosledno upoštevaj.

Türkçe

UYARI!

Mobilyaların devrilmesi sonucu çocuklarda ciddi yaralanmalar meydana gelmiştir.

Mobilyanın devrilme riskini azaltmak için:

HER ZAMAN ürünle birlikte gelen devrilme önleyici sabitleme aparatını kullanınız.

KESİNLİKLE bu ürün üzerine TV yerleştirmeyiniz.

KESİNLİKLE çocukların herhangi bir çekmece, kapak veya rafın üzerinde durmasına, tırmanmasına veya asılmasına izin vermeyiniz.

KESİNLİKLE bir seferde birden fazla çekmeceyi açmayınız.

Ağır nesneleri en alt çekmeceye yerleştiriniz.

Talimatın her adımını dikkatle okuyunuz ve uygulayınız.

中文

安全警示！

家具倾倒曾造成儿童死亡。

为降低家具倾倒的风险：

请务必安装随附的防倾倒装置。

切勿在本产品上摆放电视机。

切勿让孩子在抽屉、柜门或架子上站立、攀爬或悬挂。

切勿同时打开多个抽屉。

重物应放在最底层的抽屉里。

请仔细阅读并按照说明中的每个步骤进行操作。

繁中

警告！

家具傾倒會導致兒童死亡，

為降低家具傾倒的風險：

請務必安裝內附的防傾倒配件。

請勿將電視放在此產品上。

請勿讓兒童站立、攀爬或懸盪於任何抽屜、櫃門或層架上。

請勿同時間打開多於一個抽屜。

將重物放置在最底層的抽屜內。

請仔細閱讀並依照說明書的步驟。

한국어

경고!

가구가 넘어져 아이가 사망하는 사고가 발생하기도 합니다.

가구 전복 위험을 줄이려면 다음과 같은 조치를 취해주세요.

동봉된 넘어짐 방지용 부품을 반드시 설치하세요.

제품에 TV를 절대 올려놓지 마세요.

아이가 서랍, 도어, 선반에 올라서거나 기어오르거나 매달리지 않도록 주의해 주세요.

2개 이상의 서랍을 한꺼번에 열지 마세요.

무거운 물건은 가장 아래 서랍에 넣으세요.

지침의 각 단계를 자세히 읽고 따르세요.

日本語

警告！

家具の転倒による子どもの死亡事故が発生しています。

家具の転倒リスクを減らすため、以下のことを守ってください。

付属の転倒防止装置を使用して必ず壁に固定してください。

絶対に、本製品の上にはテレビを置かないでください。

絶対に、子どもに引き出しや扉、棚板に乗ったり、よじ登ったり、ぶら下がったりさせないでください。

絶対に、一度に複数の引き出しを開けないでください。

重い物は最下段の引き出しに入れてください。

注意事項をよく読み、手順に従ってください。

Bahasa Indonesia

PERINGATAN

Anak dapat cedera fatal akibat tertimpa perabot.

Untuk mengurangi risiko perabot terjatuh:

SELALU pasang perangkat pengencang yang disediakan.

JANGAN PERNAH meletakkan TV pada produk ini.

JANGAN PERNAH membiarkan anak-anak berdiri, memanjat, atau bergelantungan di laci, pintu, atau rak.

JANGAN PERNAH membuka lebih dari satu laci di saat bersamaan.

Letakkan barang paling berat di laci paling bawah.

Baca dan ikuti setiap langkah petunjuk dengan seksama.

Bahasa Malaysia

AMARAN!

Kanak-kanak ada yang maut akibat perabot terbalik.

Bagi mengurangkan risiko perabot terbalik:

SENTIASA pasang peranti antiterbalik yang disediakan.

JANGAN SESEKALI letak TV di atas produk ini.

JANGAN SESEKALI biarkan kanak-kanak berdiri, memanjat atau bergayut pada laci, pintu atau para-para.

JANGAN SESEKALI buka lebih daripada satu laci pada satu-satu masa.

Letakkan barangan paling berat di laci paling bawah.

Baca dan ikuti setiap langkah arahan dengan berhati-hati.

عربي

تحذير!

تعرّض بعض الأطفال للموت نتيجة انقلاب الأثاث.

للحد من خطر انقلاب الأثاث:

يجب دائمًا تركيب الأداة المرفقة المانعة للإنقلاب.

لا يجب أبداً وضع جهاز تلفزيون فوق هذا المنتج.

لا يجب أبداً السماح للأطفال بالوقوف أو التسلّق أو التعلّق على أي أدراج، أبواب، أو أرفف.

لا يجب أبداً فتح أكثر من درج واحد في نفس الوقت.

يجب وضع الأشياء الثقيلة في الأدراج السفلية.

يرجى قراءة ومتابعة كل خطوة من التعليمات بدقة.

ไทย

คำเตือน!

มีเด็กเสียชีวิตจากอุบัติเหตุเฟอร์นิเจอร์ล้มคว่ำ

เพื่อป้องกันตู้ล้มหรือโค่น ให้ปฏิบัติดังนี้

ติดตั้งอุปกรณ์ยึดกันล้มที่มาพร้อมสินค้าเสมอ

ห้ามใช้ตู้นี้เป็นที่วางทีวี

ห้ามให้เด็กยืน ปีน หรือโหนลิ้นชัก บานตู้ หรือชั้นวาง

ห้ามเปิดลิ้นชักหลายชั้นพร้อมกัน

เก็บของหนักที่สุดไว้ในลิ้นชักล่างสุด

โปรดอ่านคำแนะนำนี้ให้ละเอียดครบถ้วนและปฏิบัติตามทีละขั้นตอน

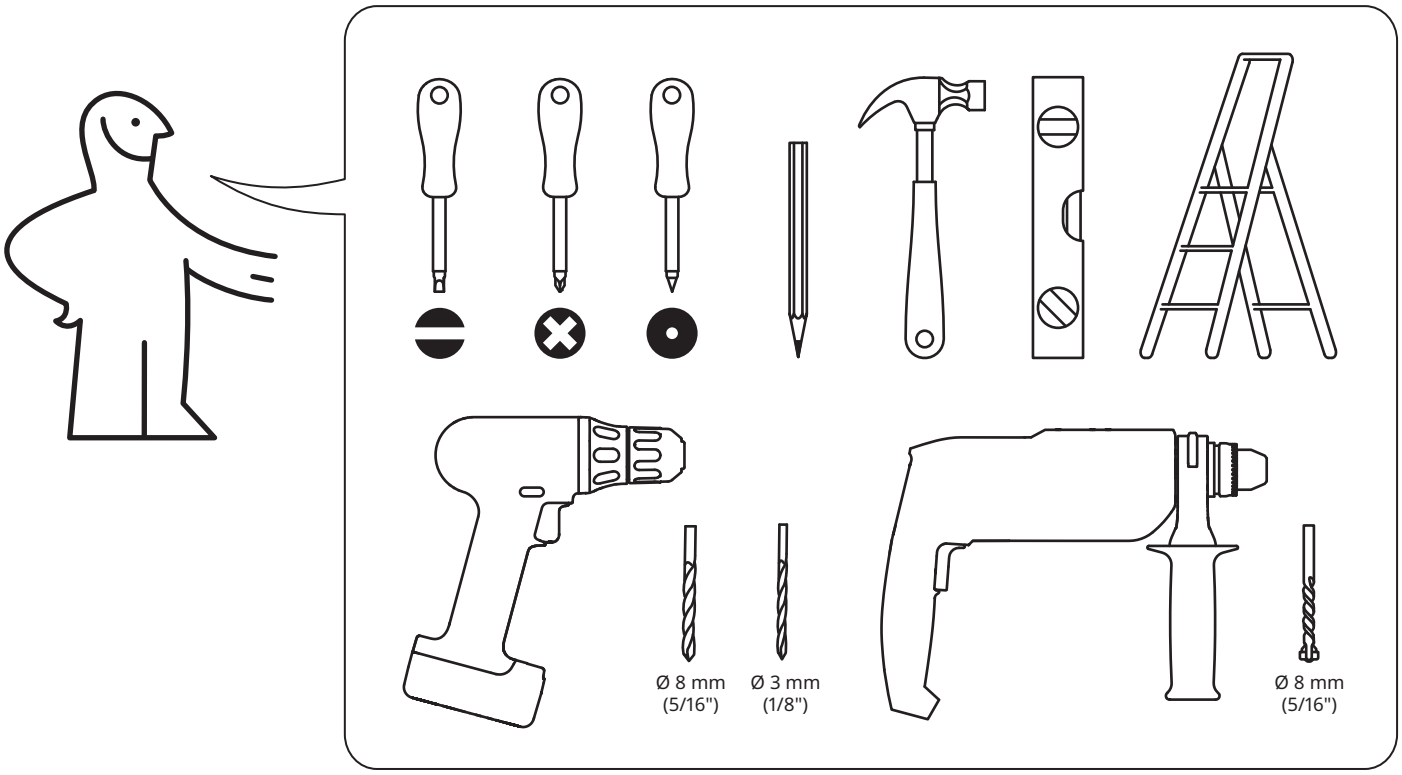

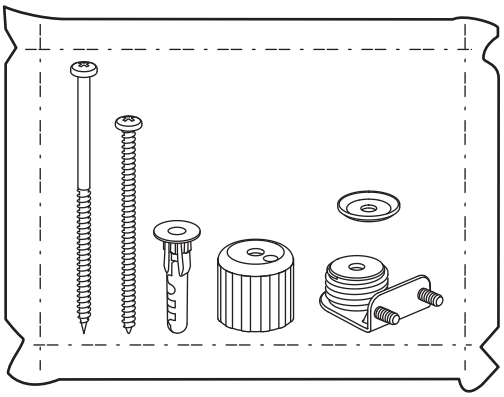



www.IKEA.com/secure-it

A	B	C
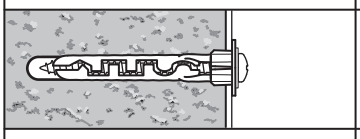	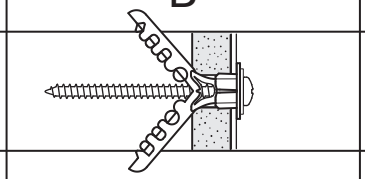	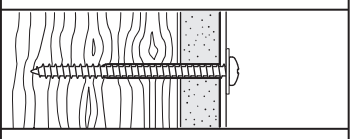
Ø 8 mm (5/16")	**Ø 8 mm (5/16")**	**Ø 3 mm (1/8")**

AA-2582705-3





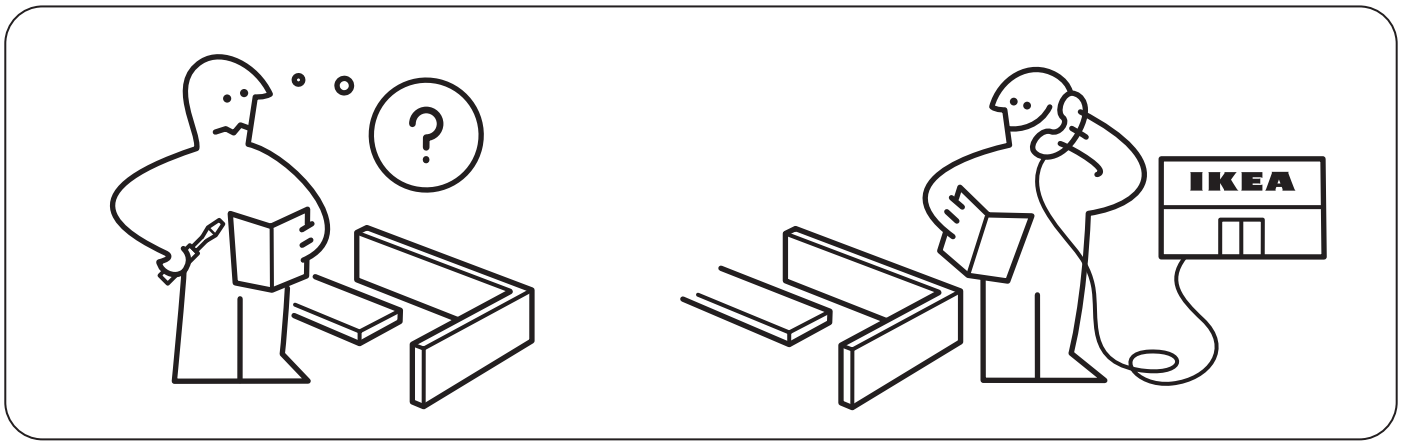
?
IKEA

8x

8x

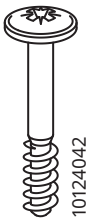

2x

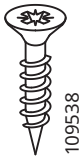

2x

2x

8x

10x

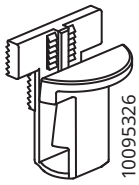

10x

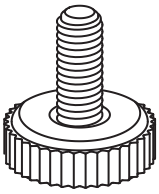

4x

4x

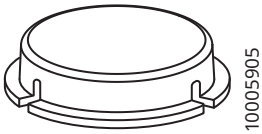

2x

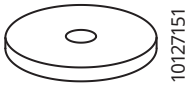

2x

2x

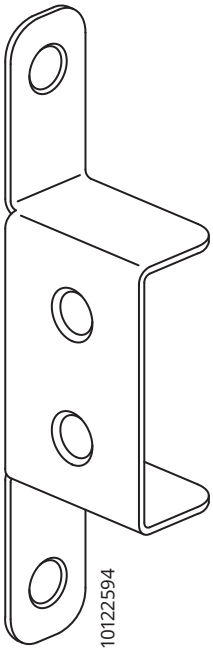

1x

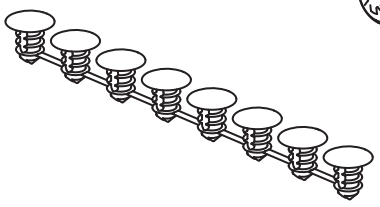

1x

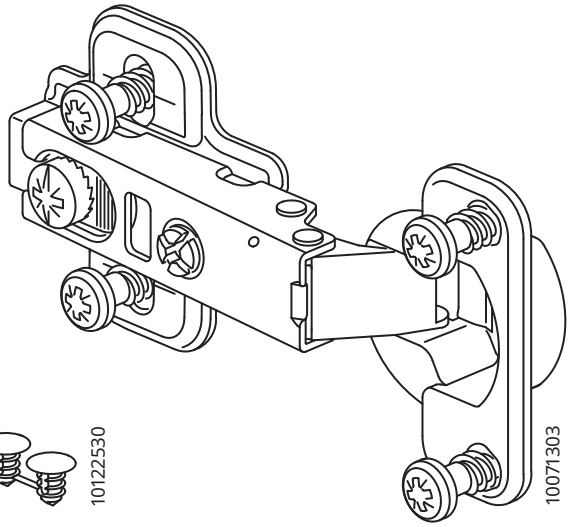

3x

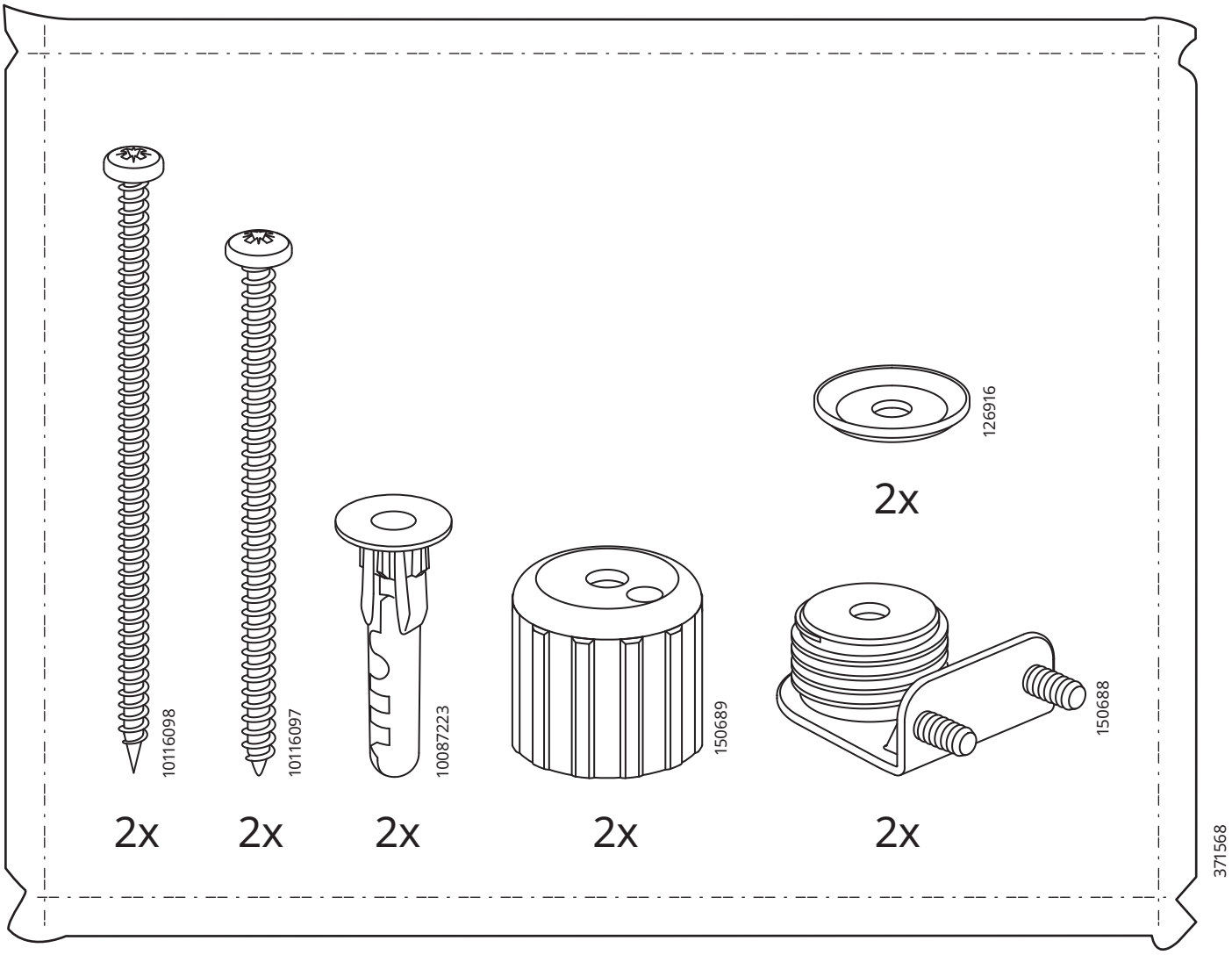
10116098
2x
10116097
2x
10087223
2x
150689
2x
150688
2x
126916
2x
371568

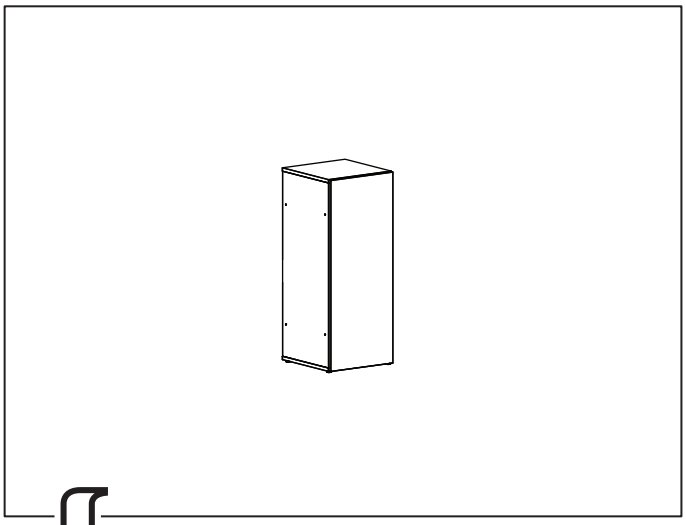

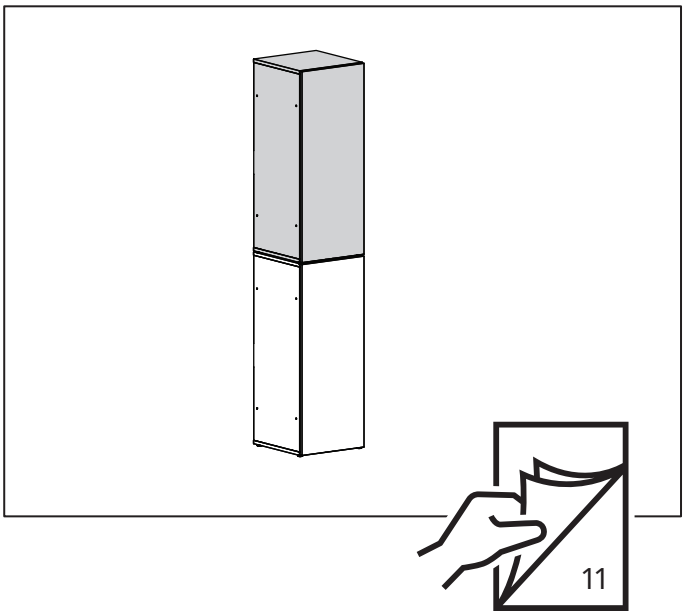

1

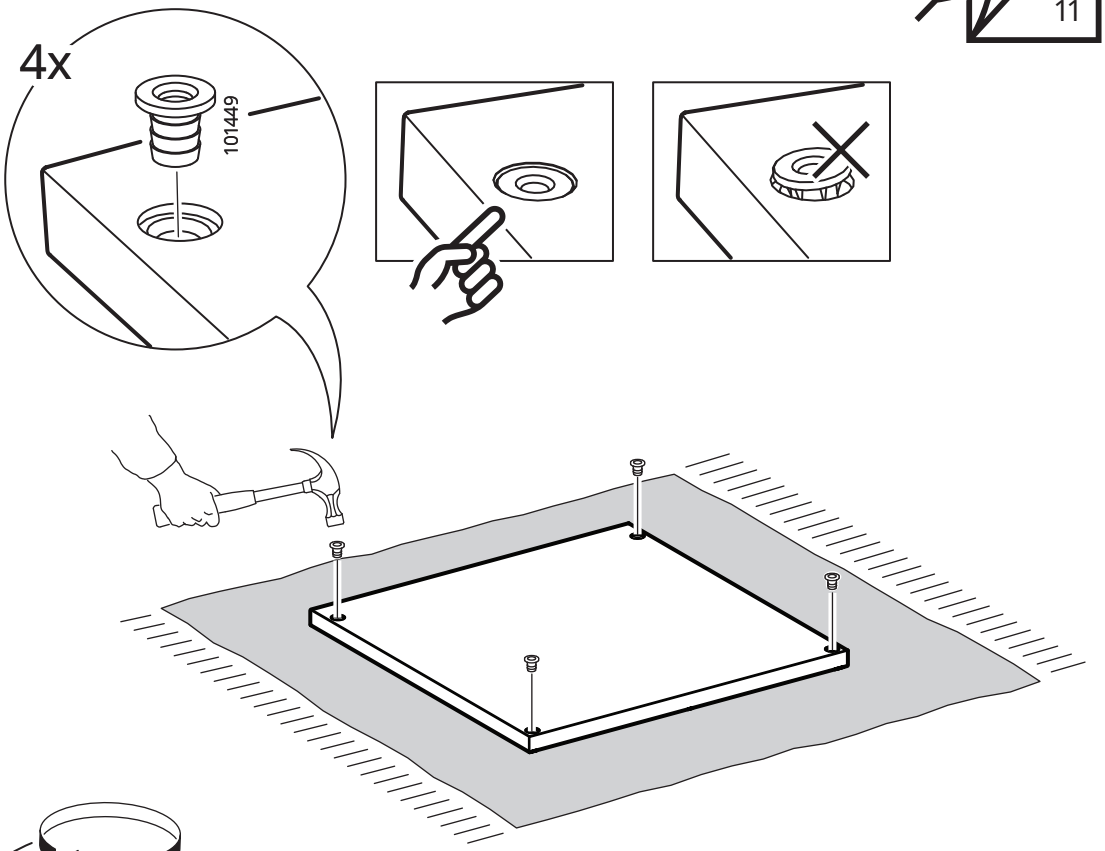

2

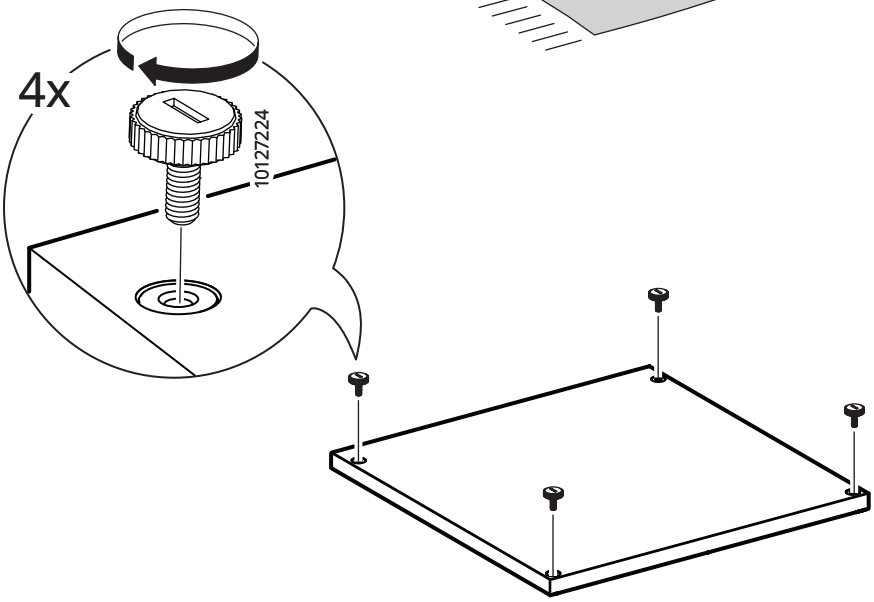

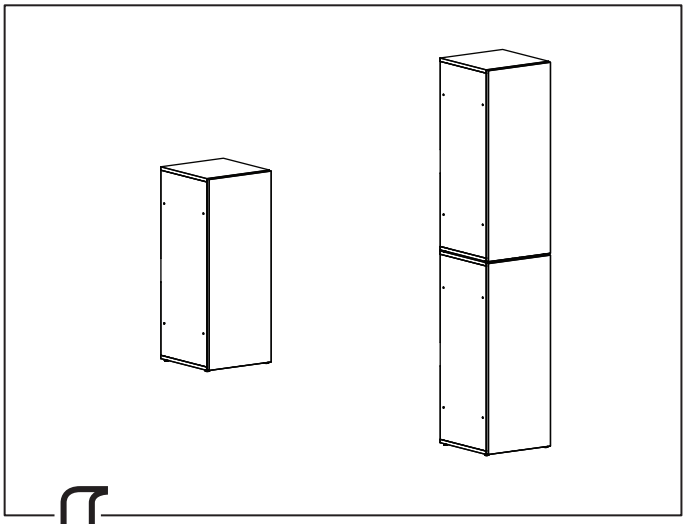

3

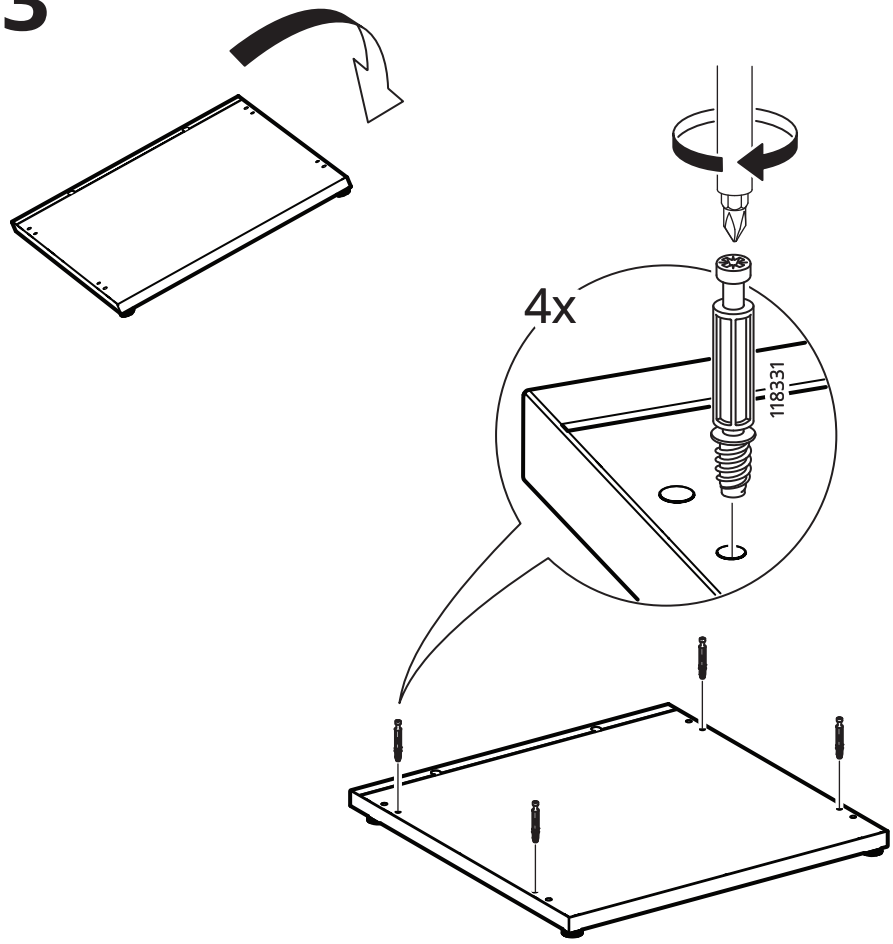

4

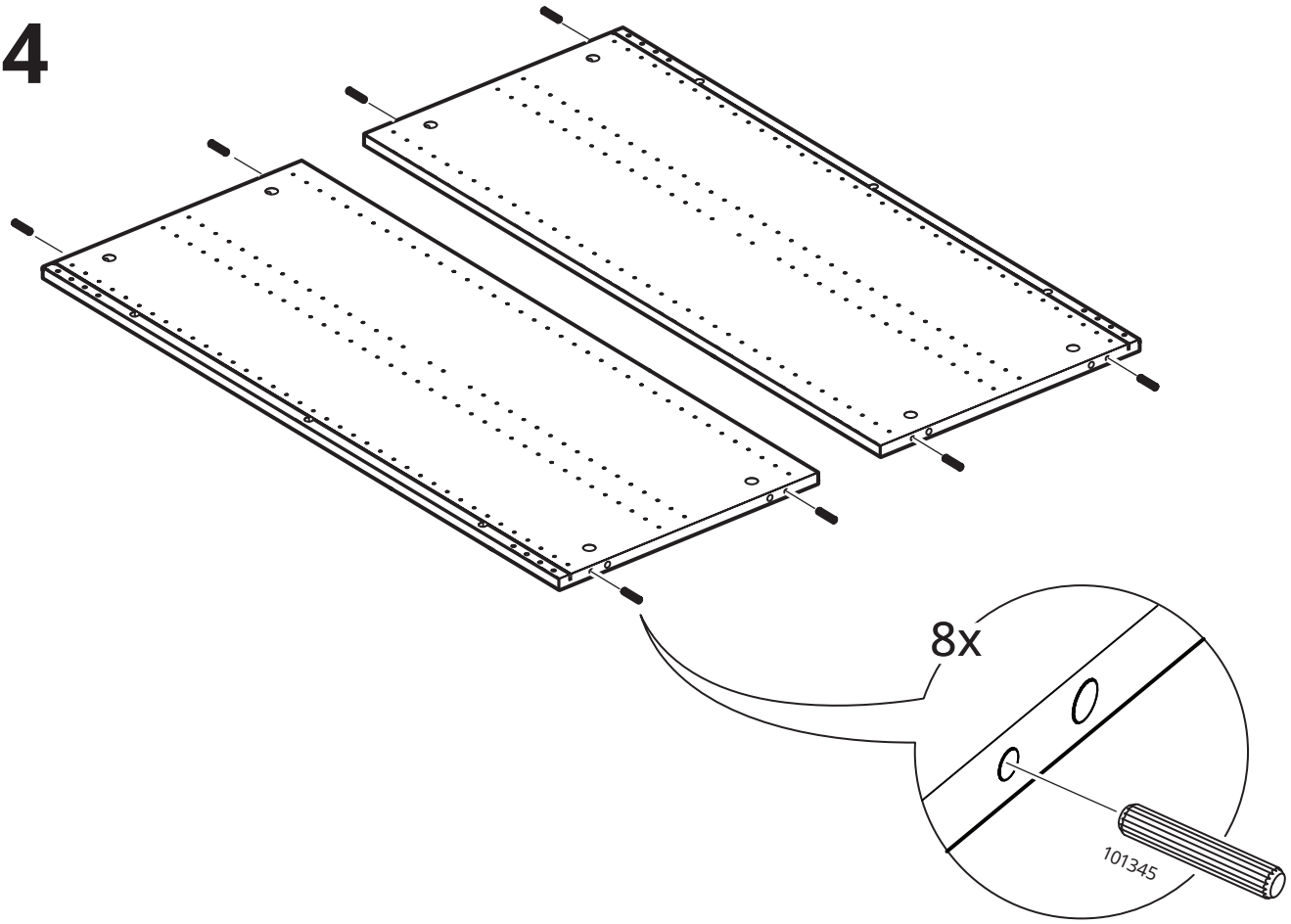

5

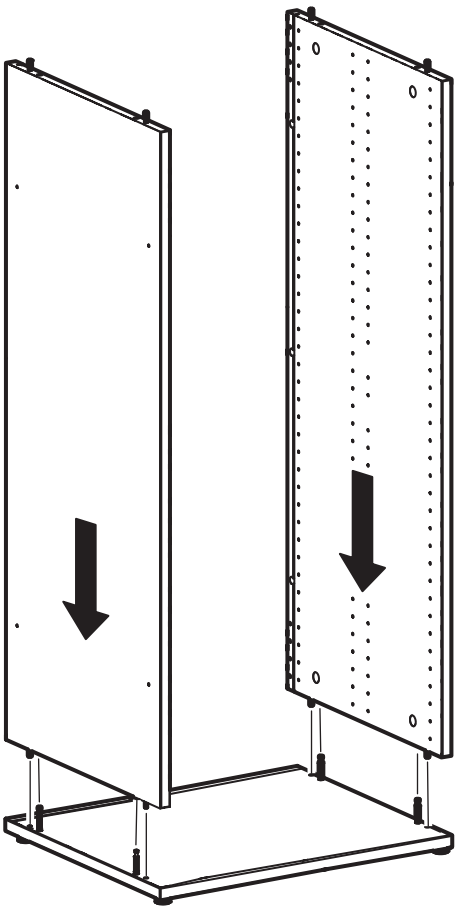

6

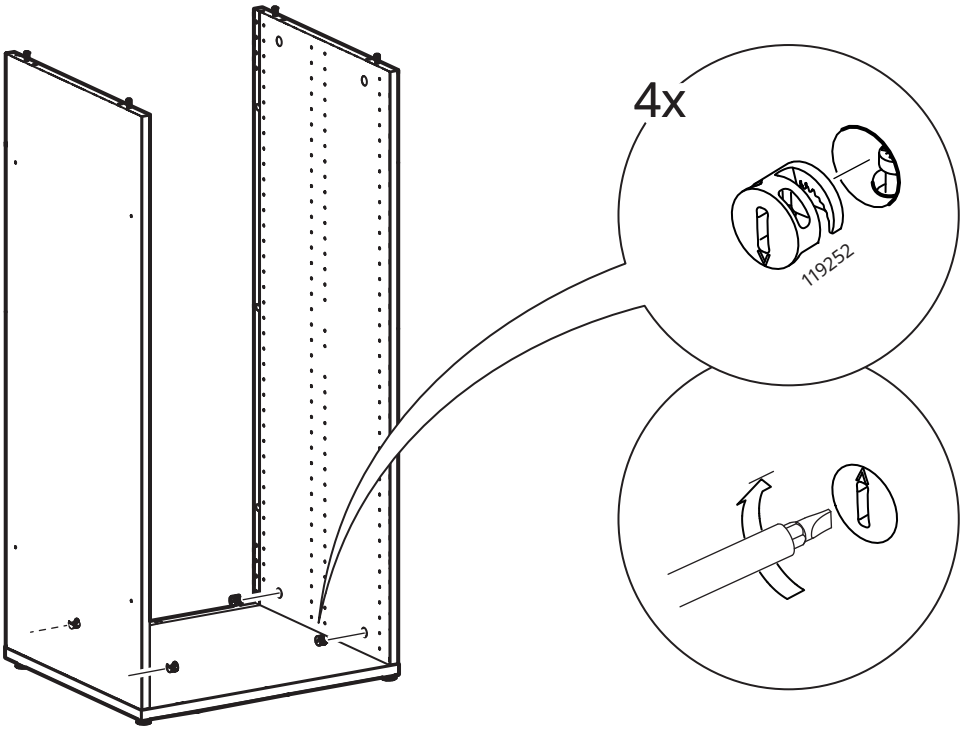

7

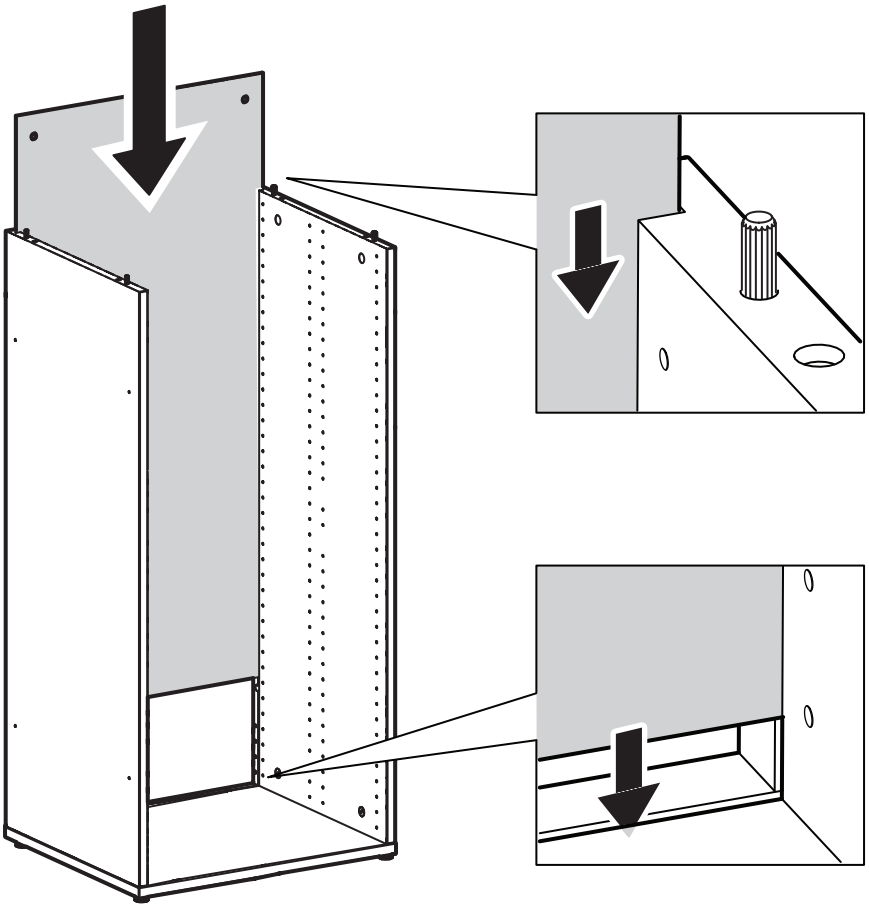

8

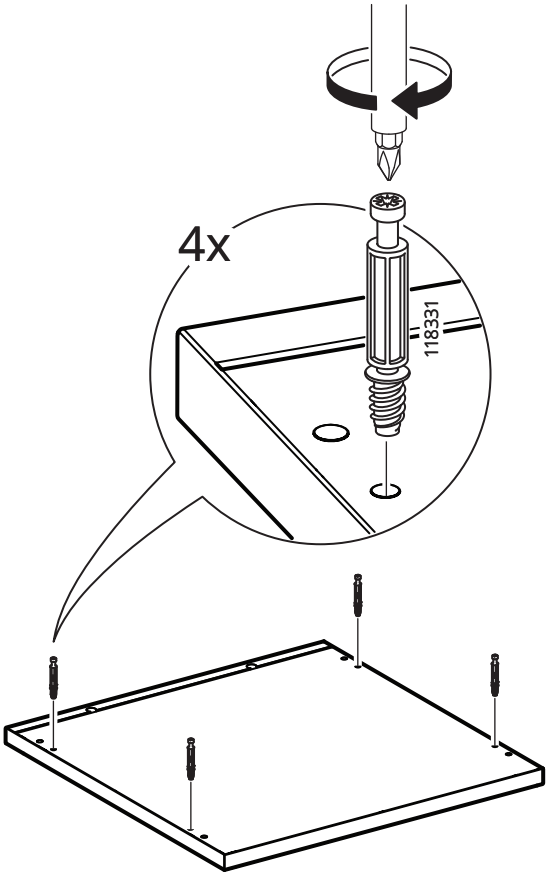

9

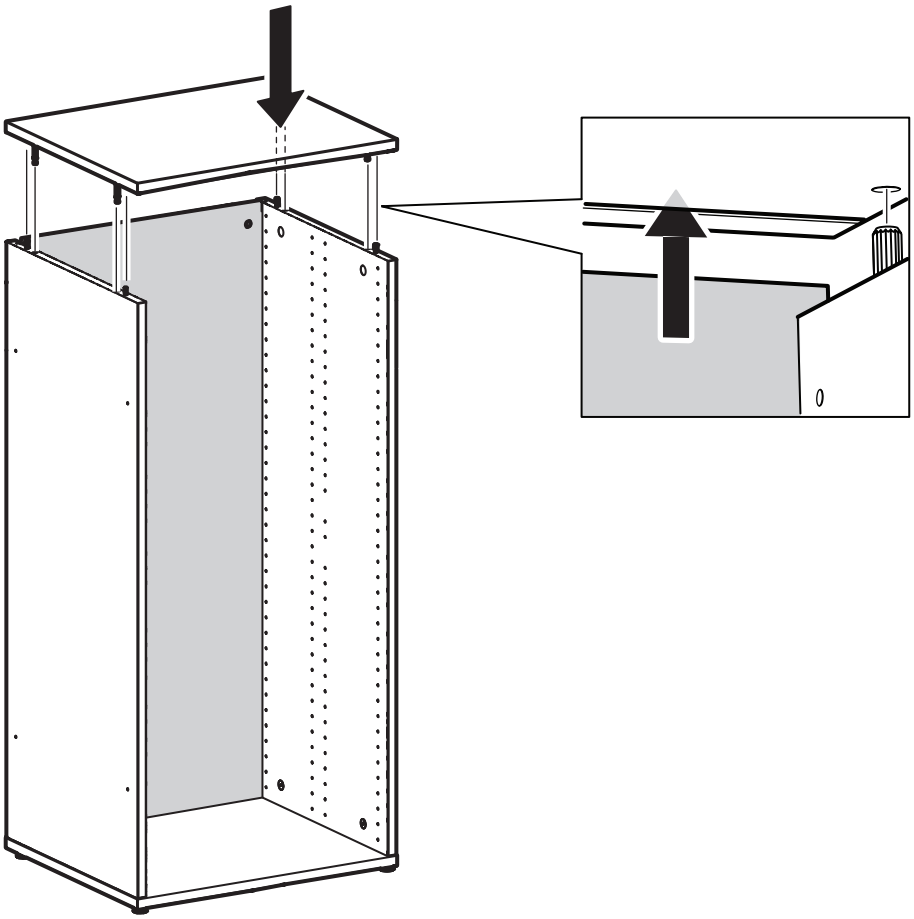

10

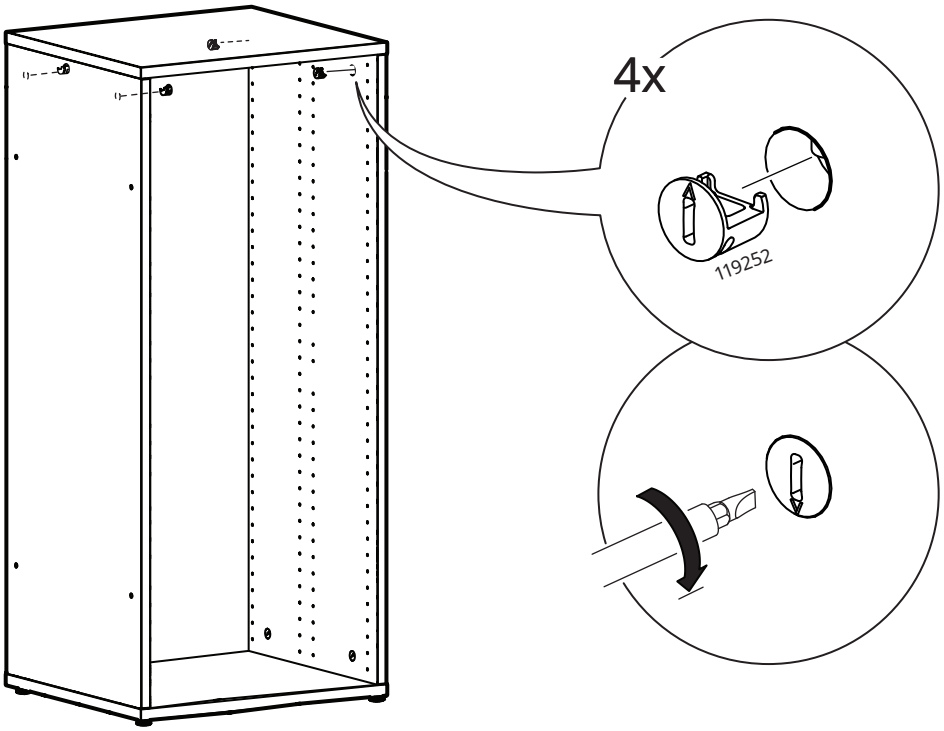

11

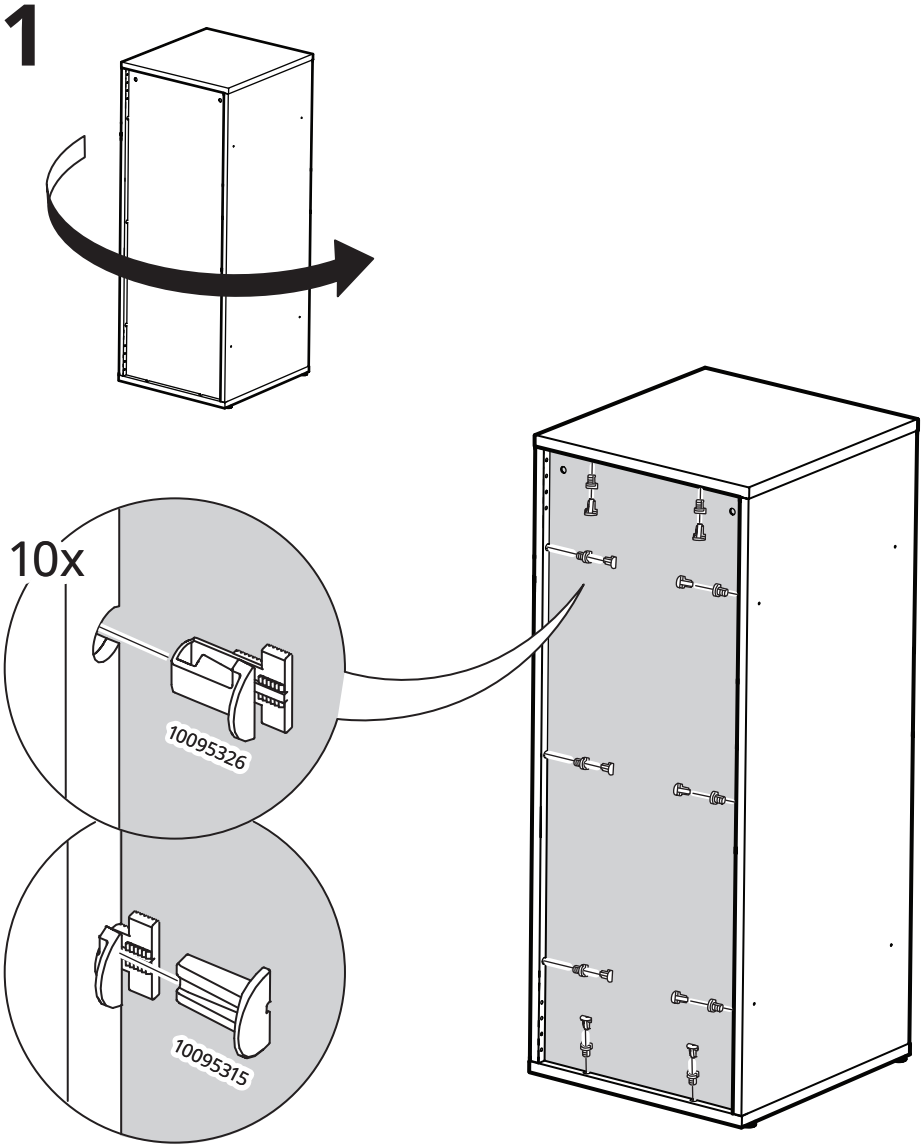

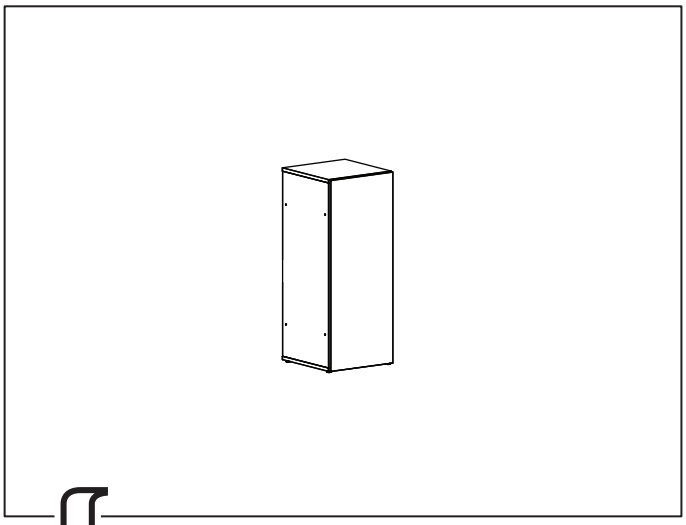

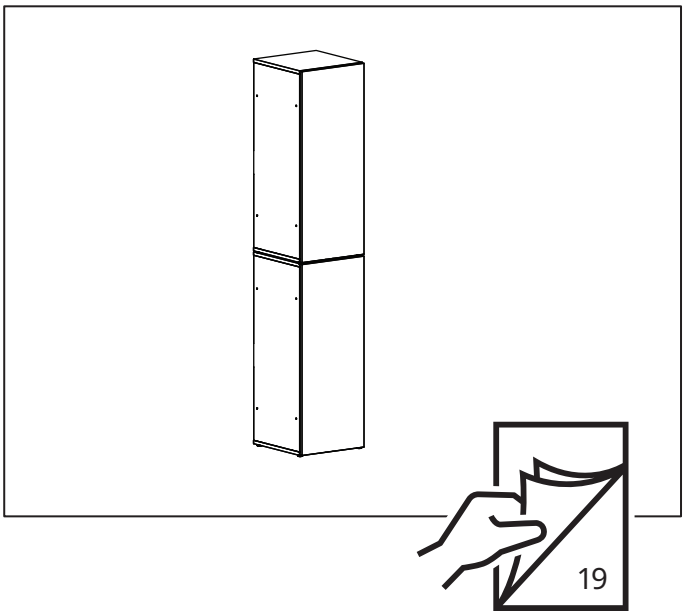

12

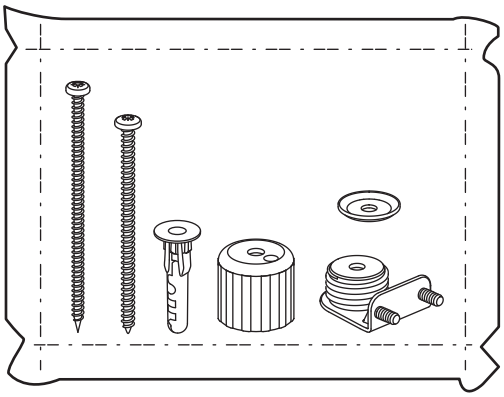

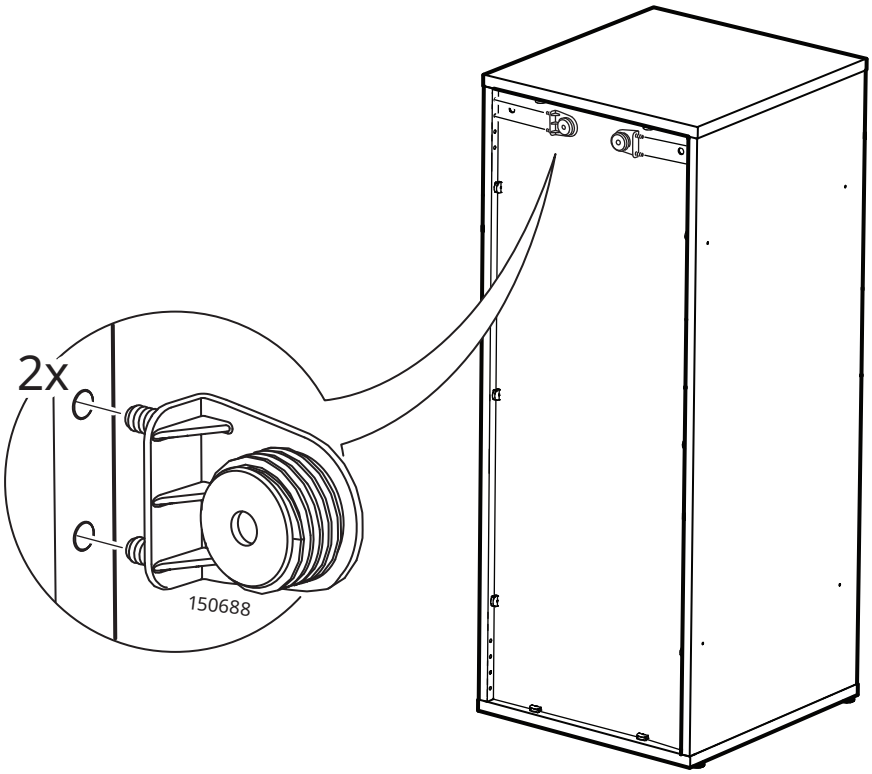

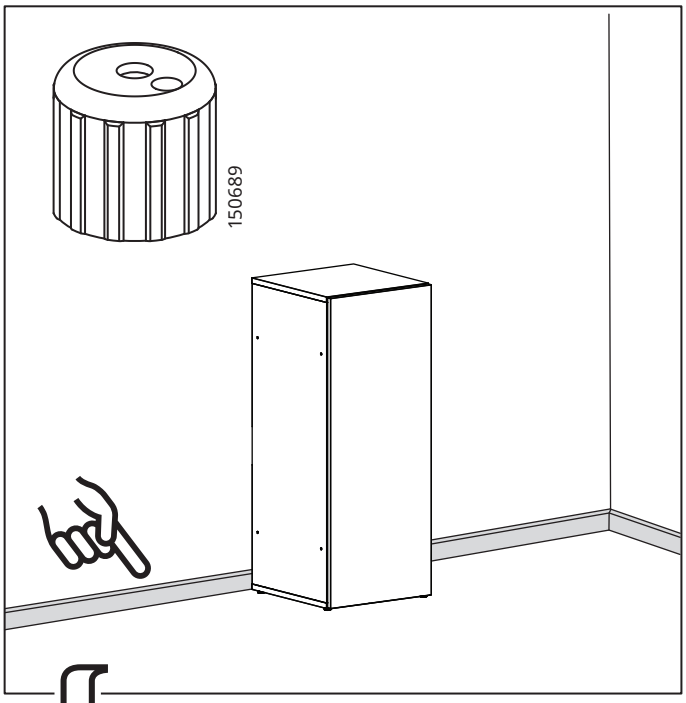

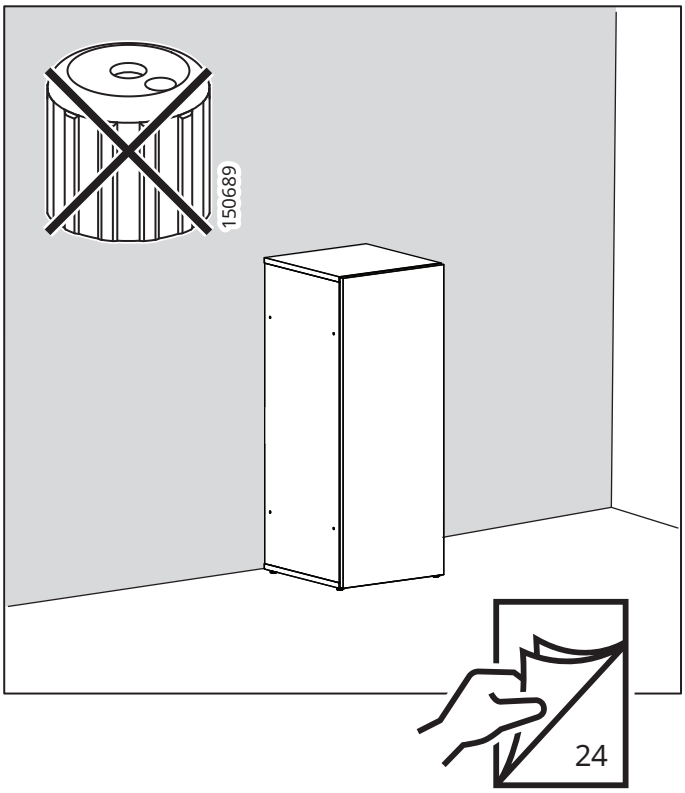

13

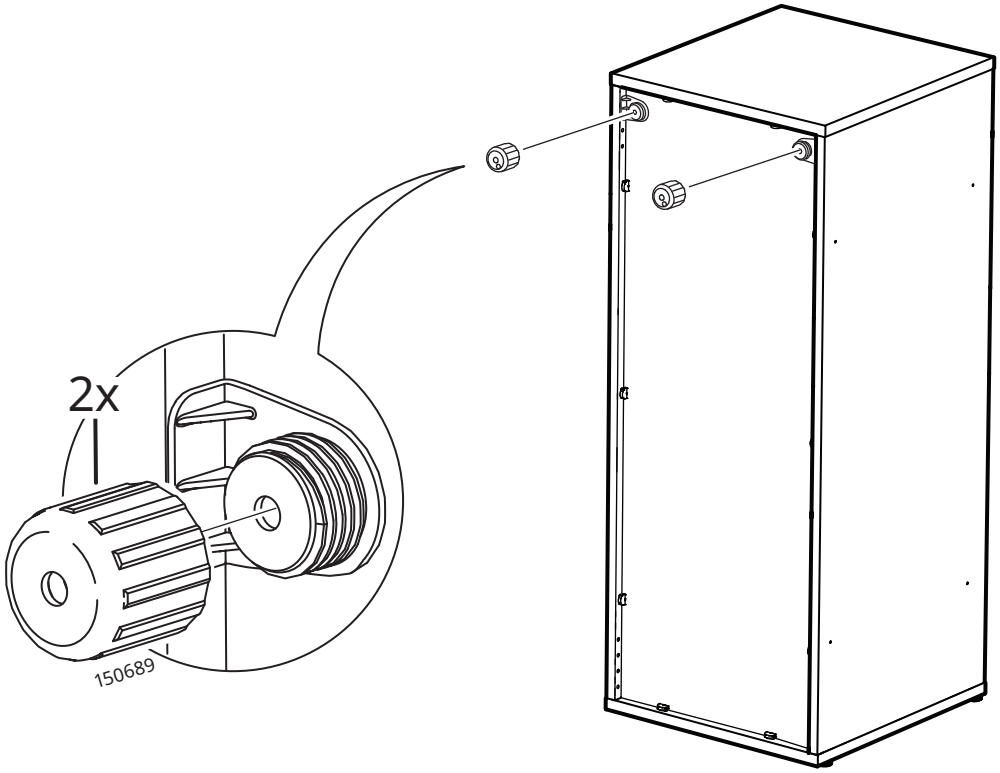

14

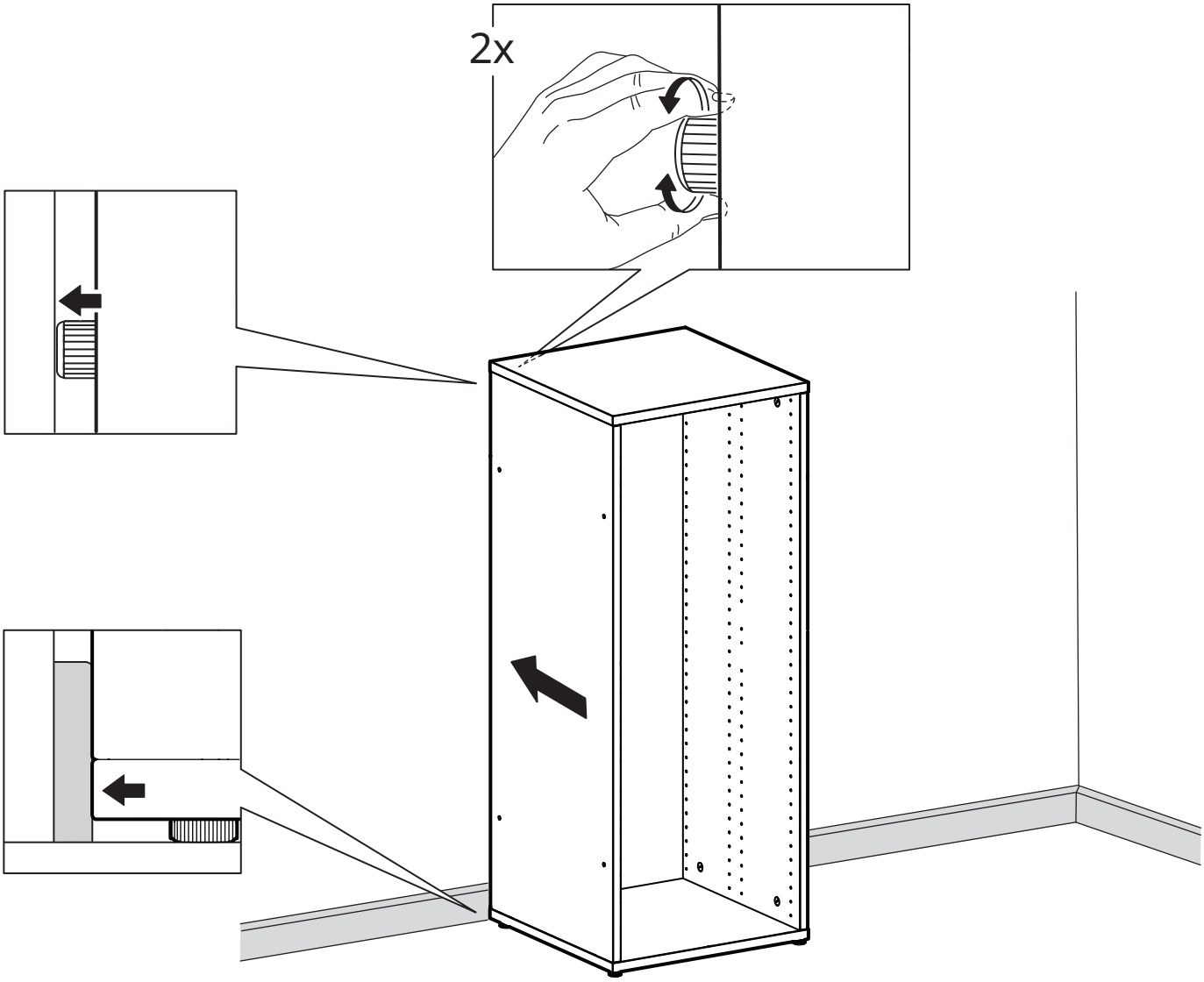

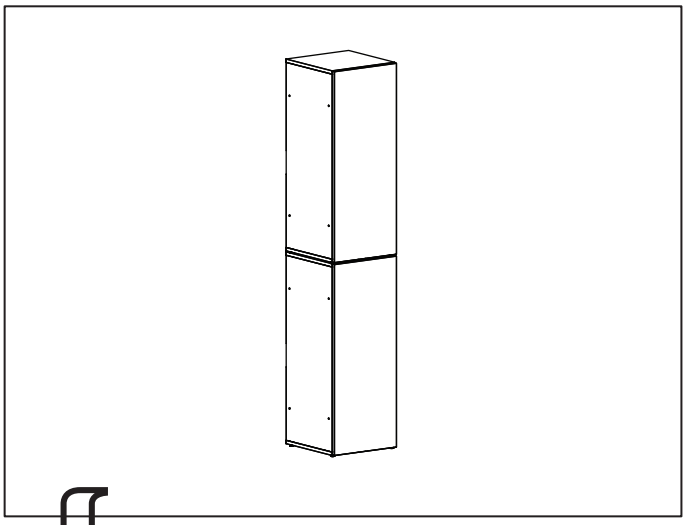

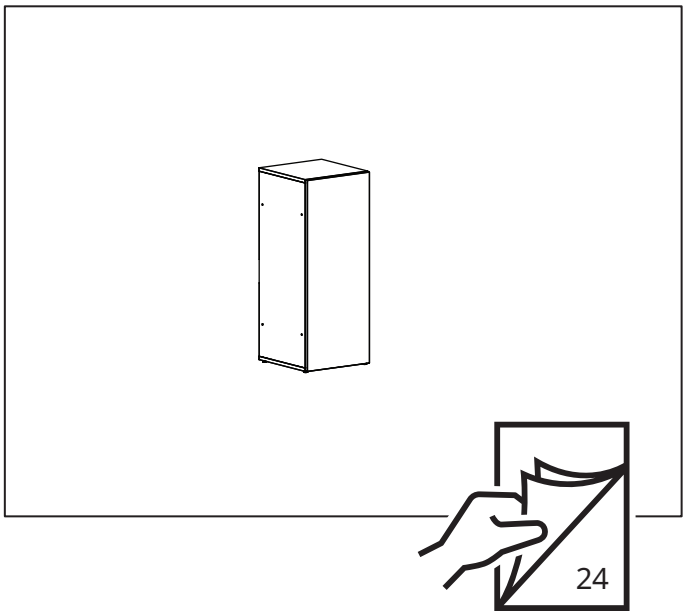

13

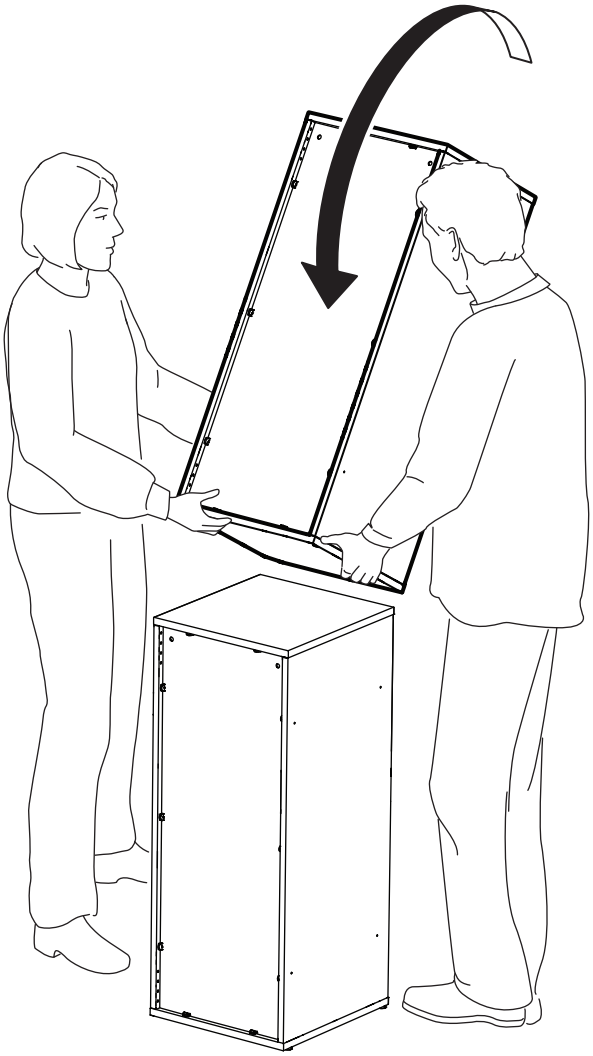

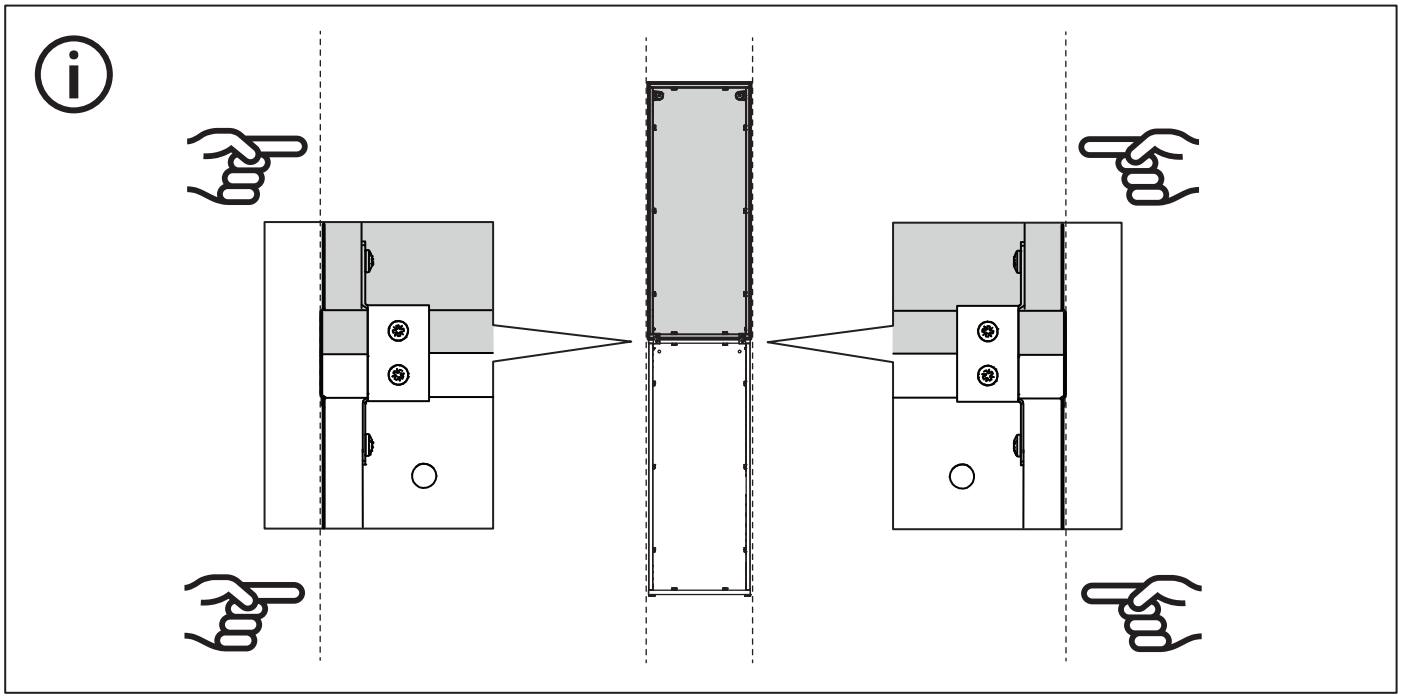

14

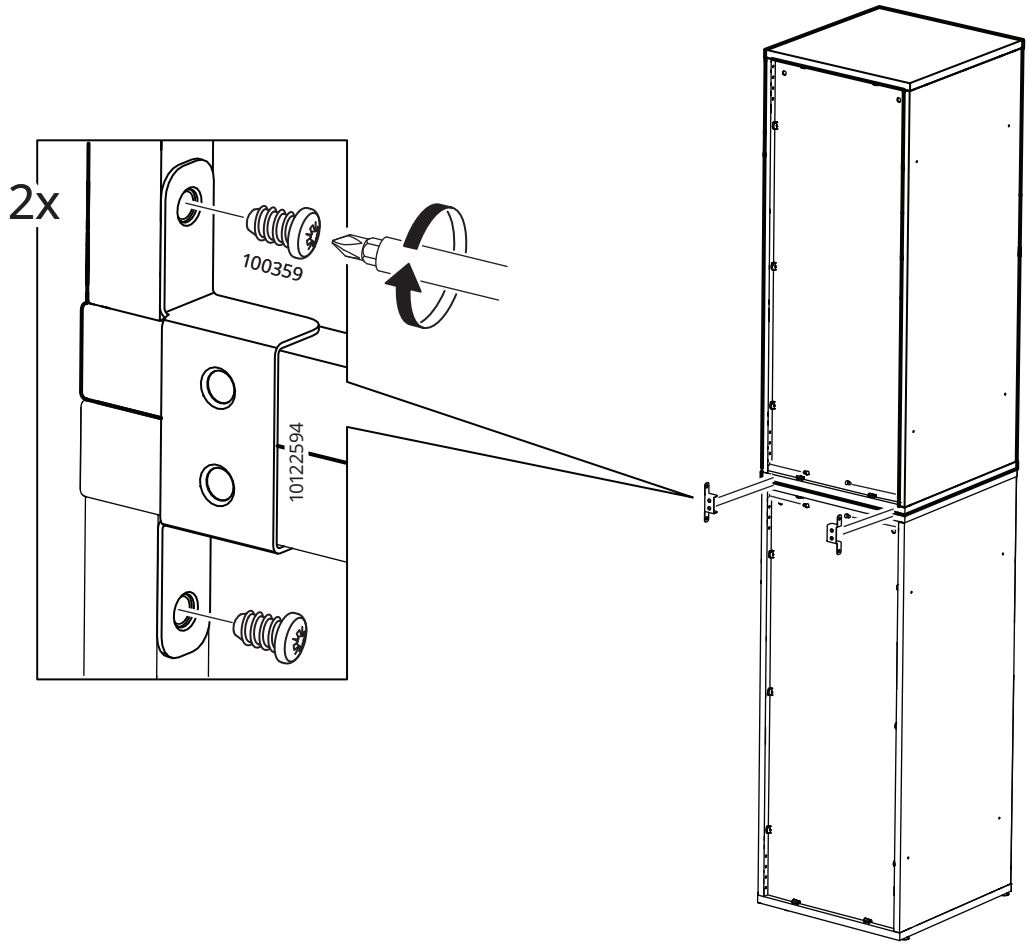

15

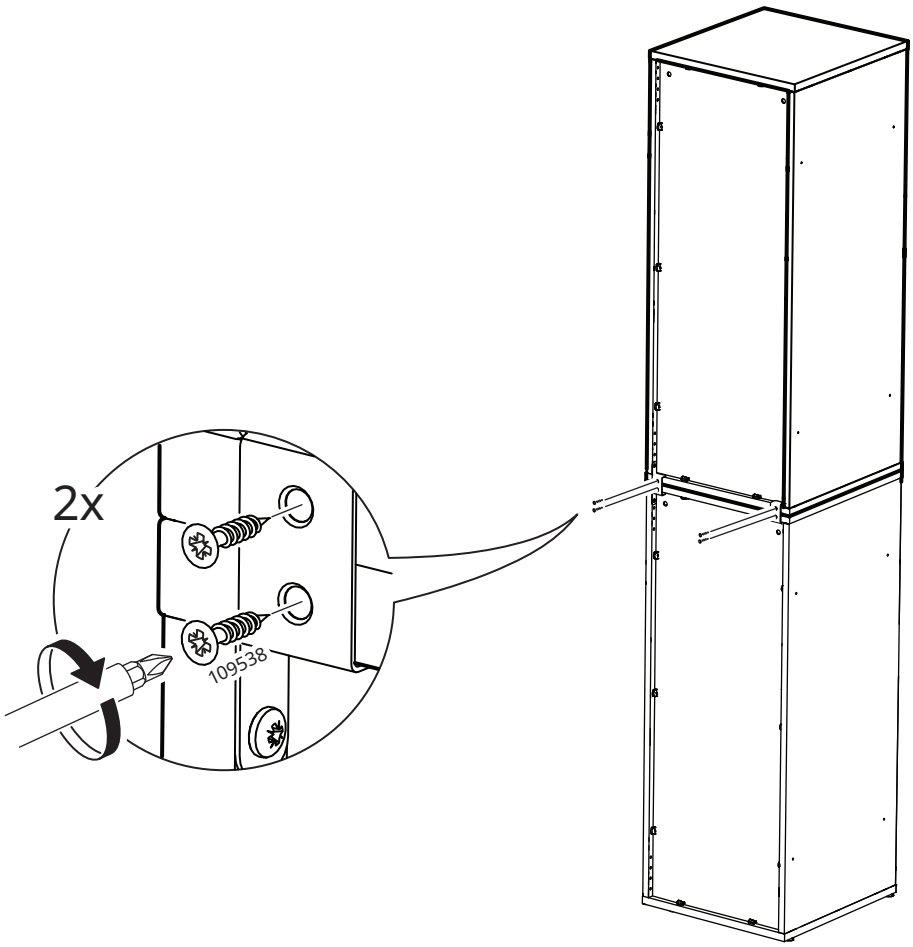

16

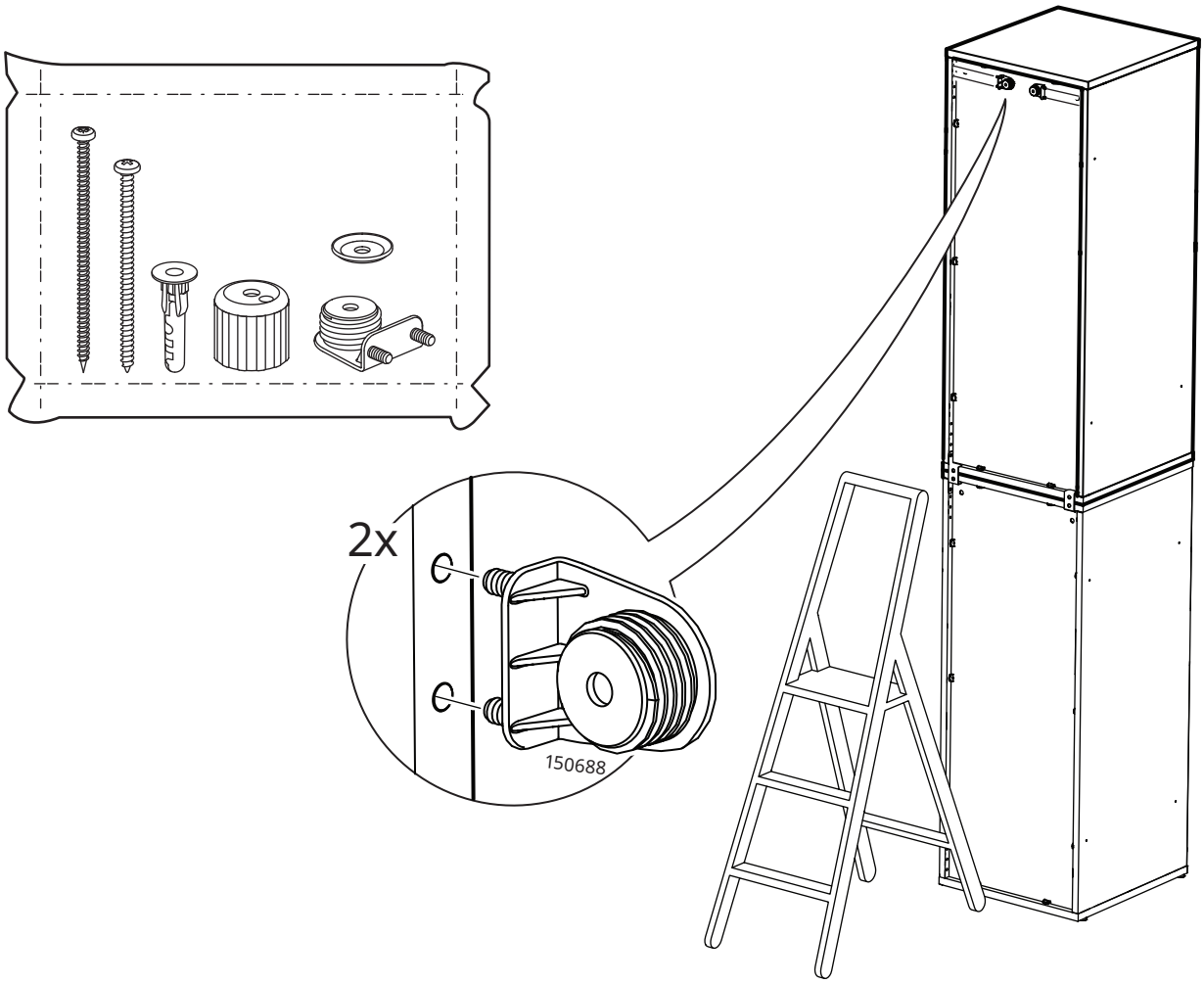

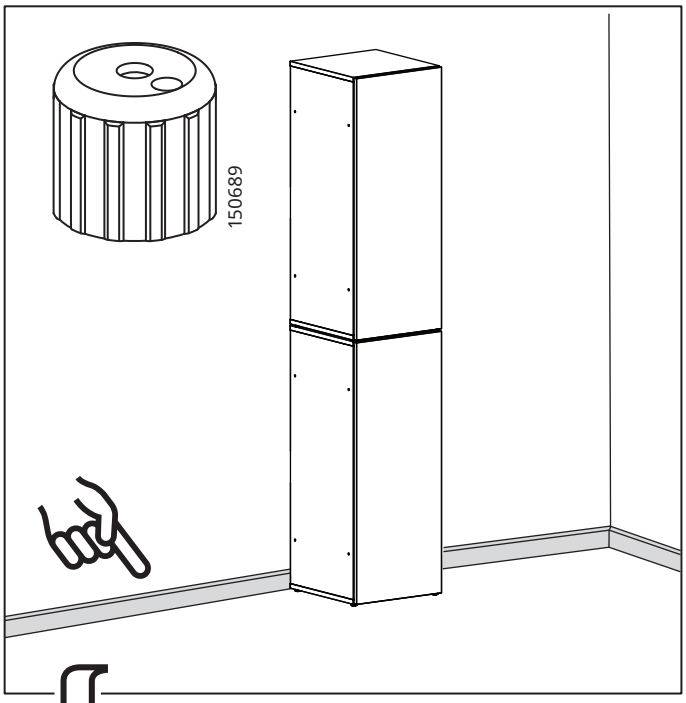

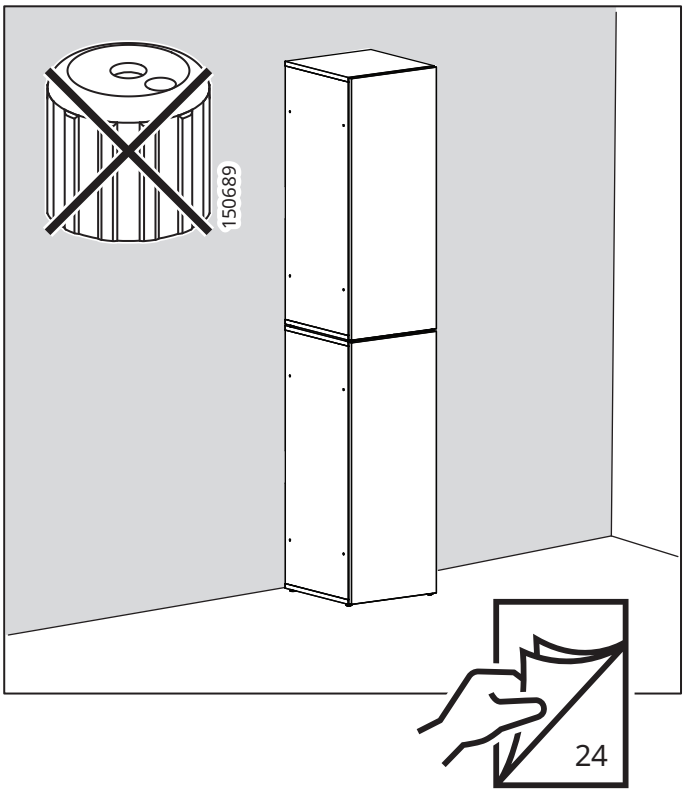

17

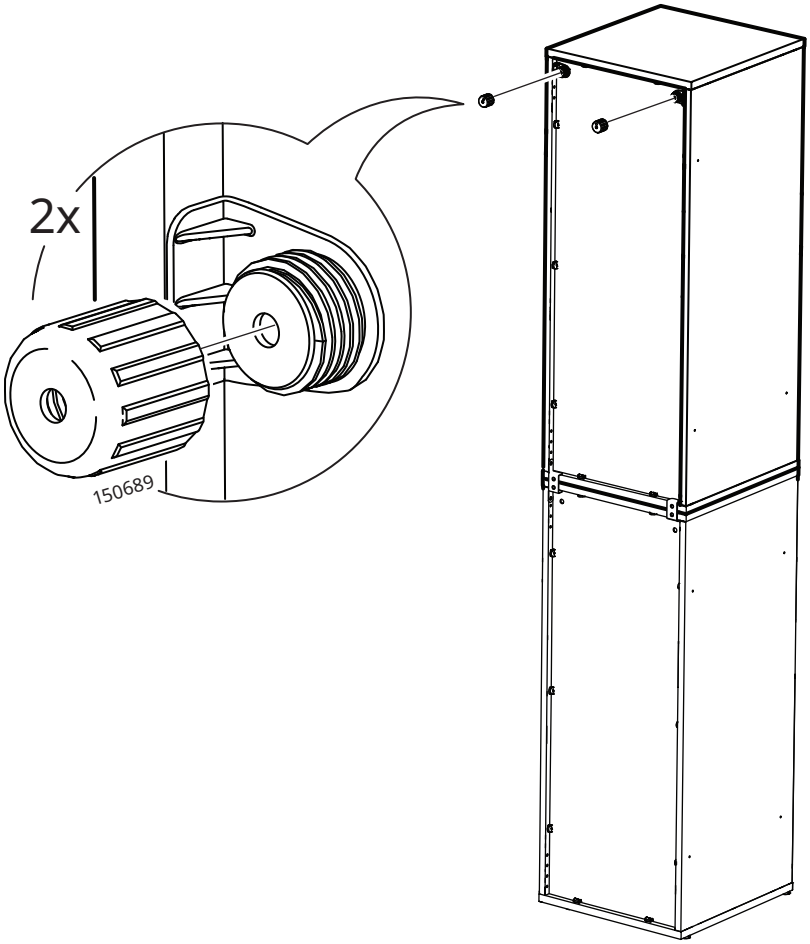

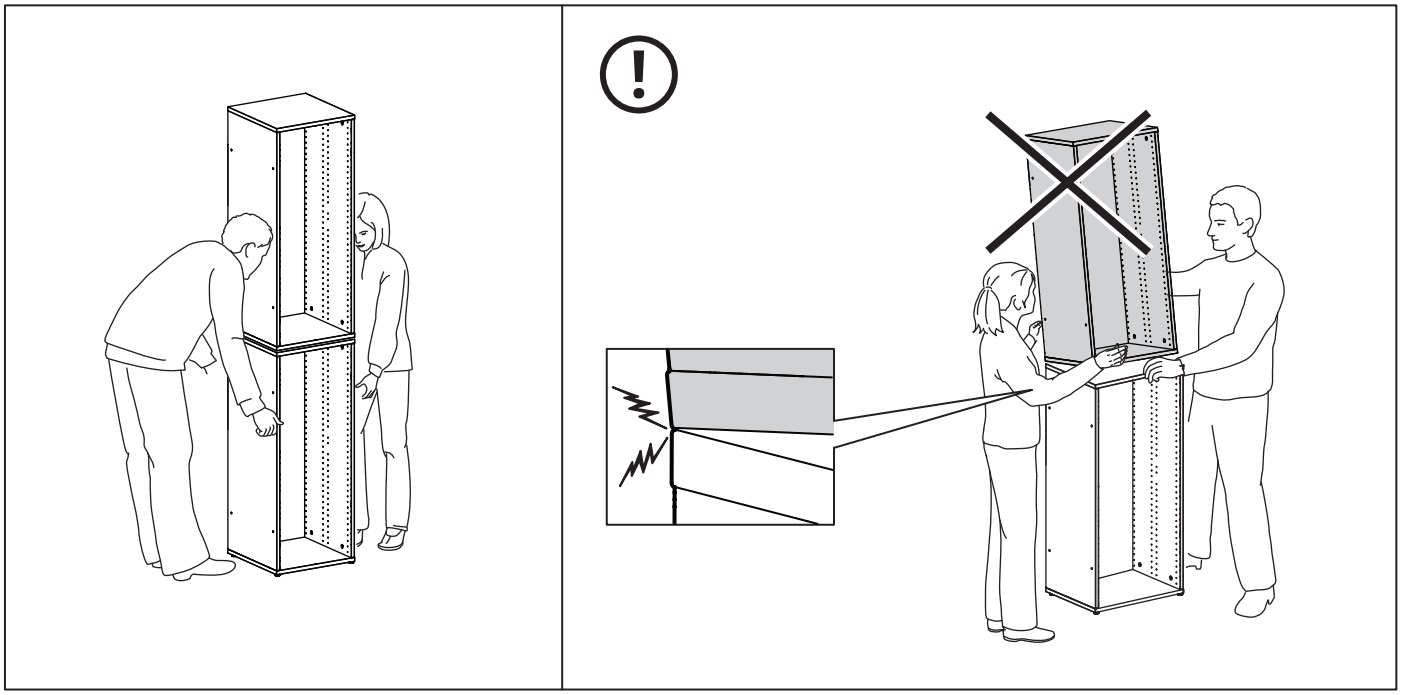

18

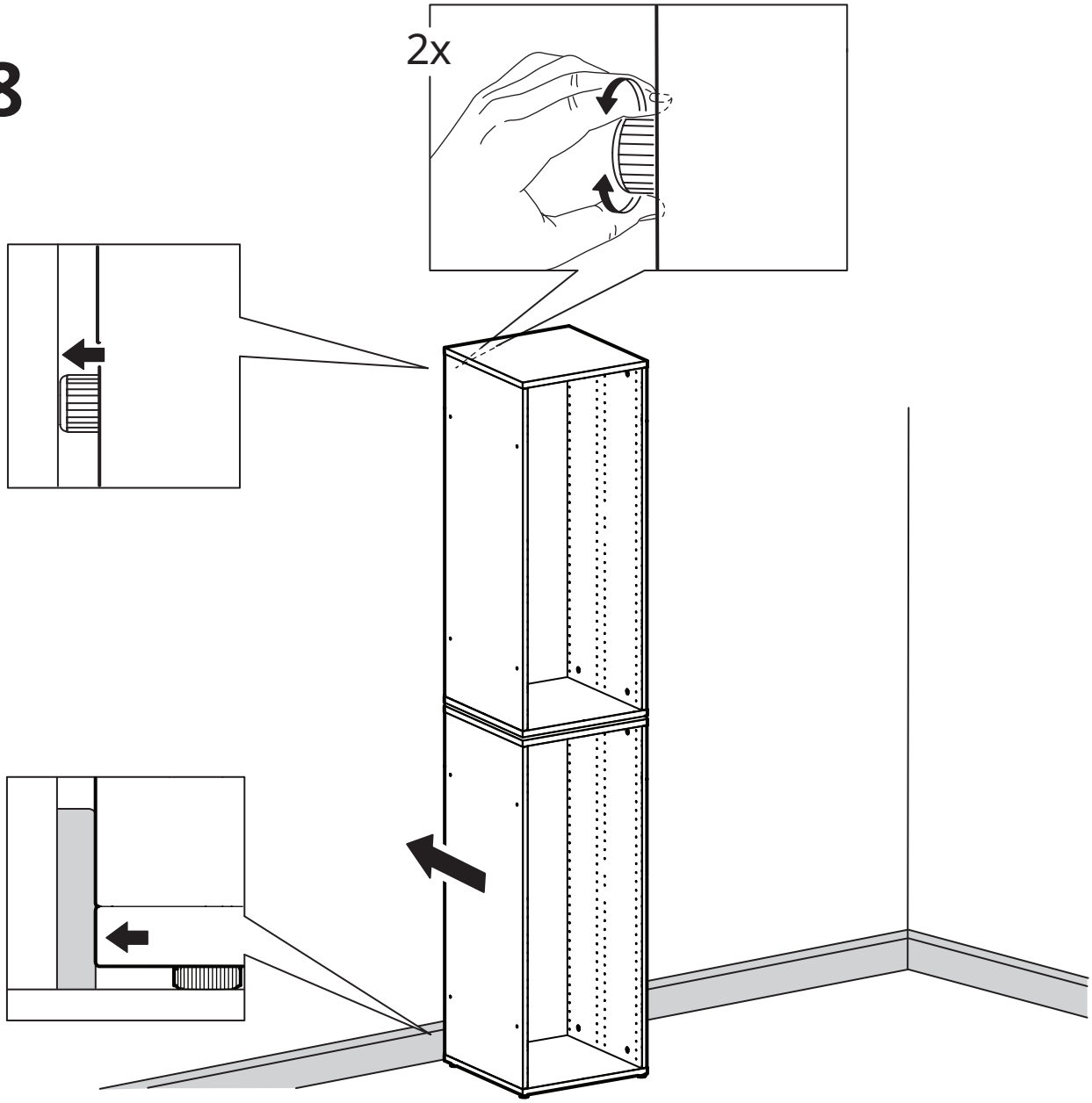

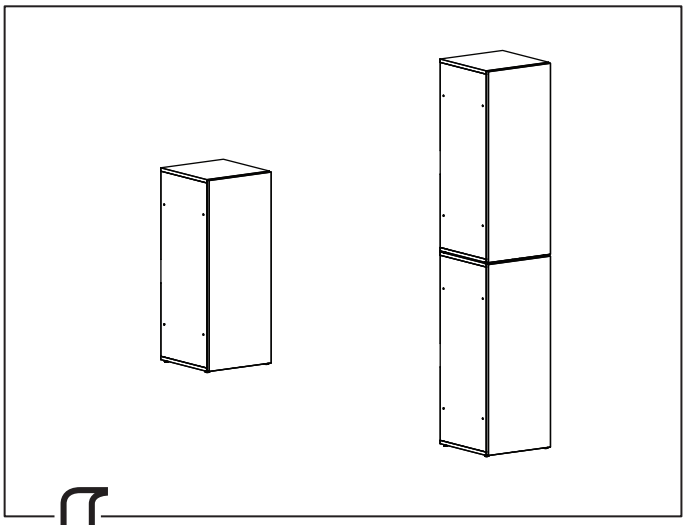

15

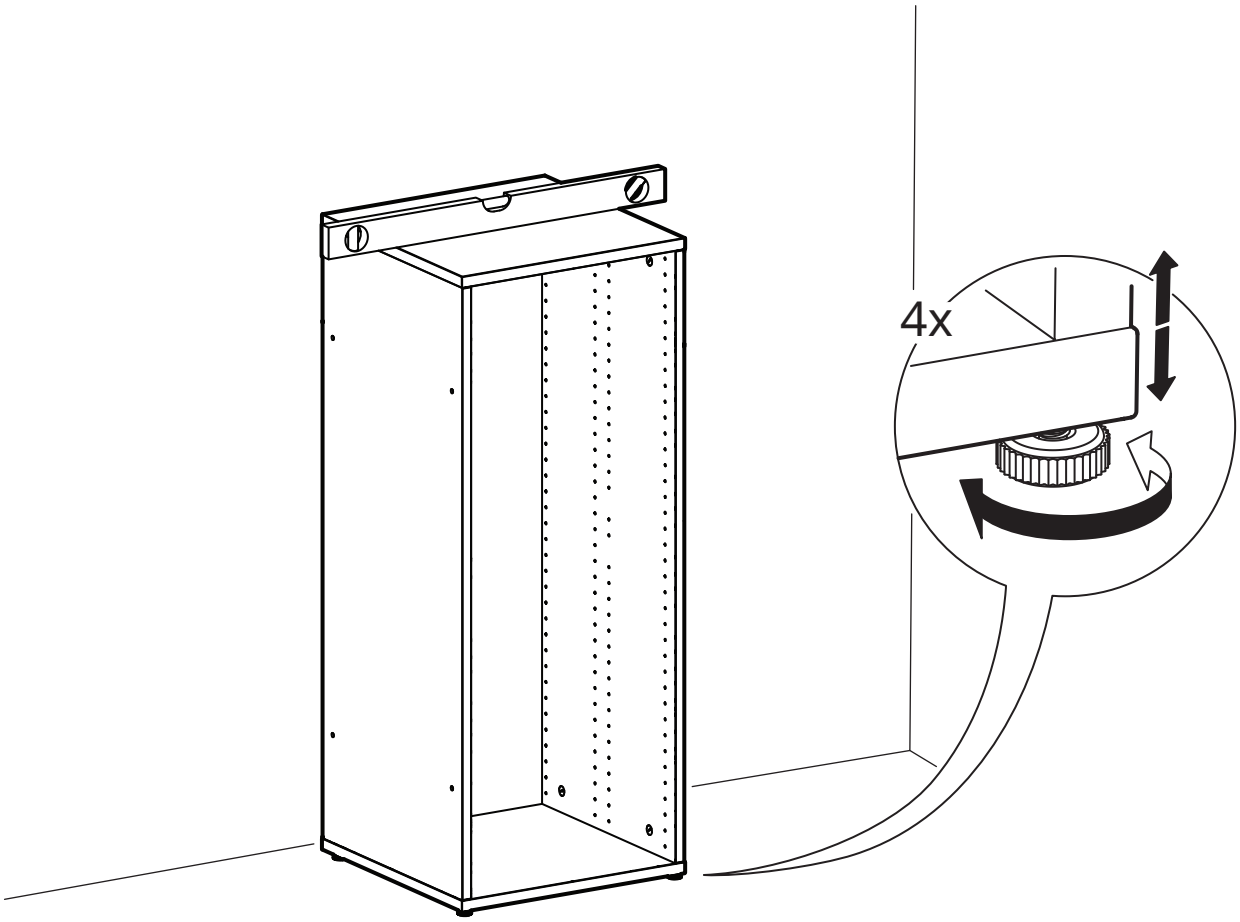

16

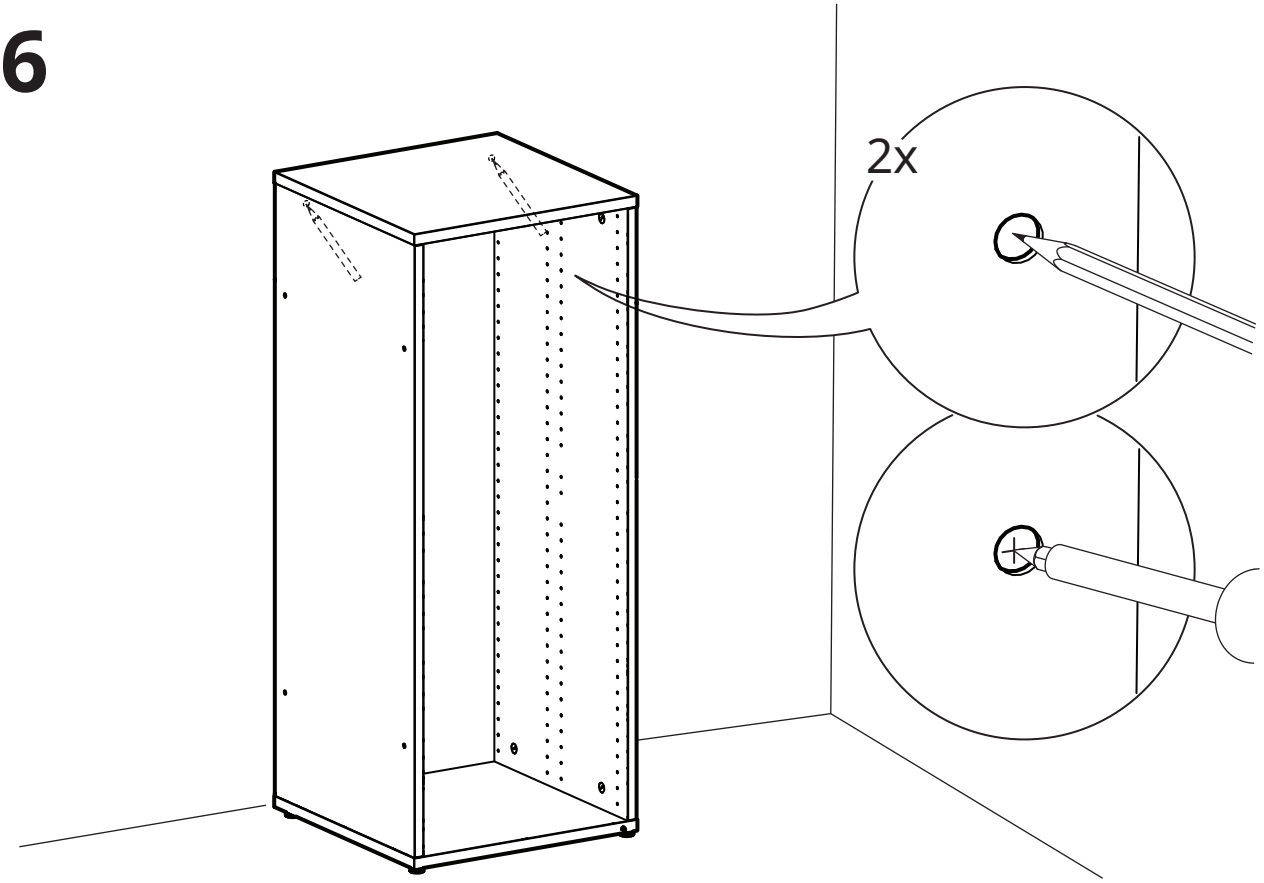

17

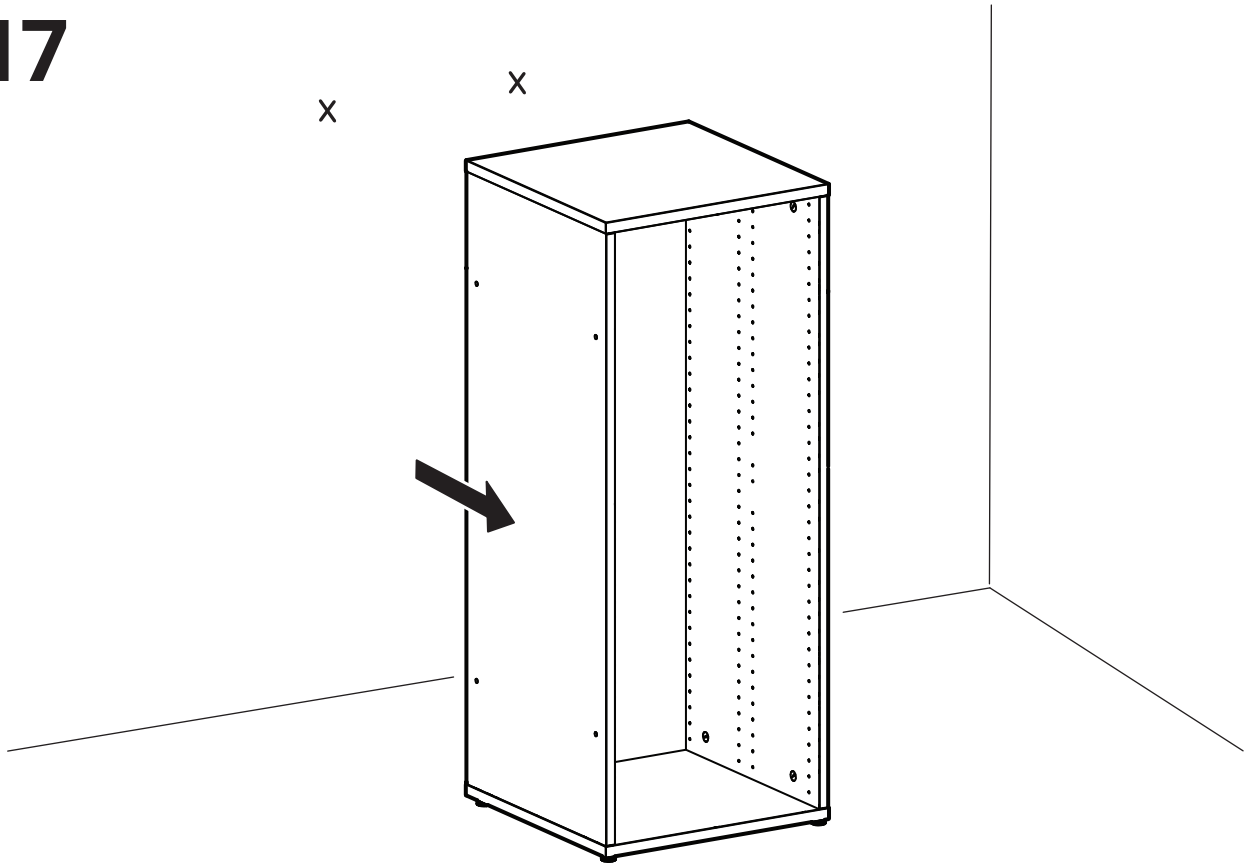

www.IKEA.com/secure-it

www.IKEA.cn/secure-it

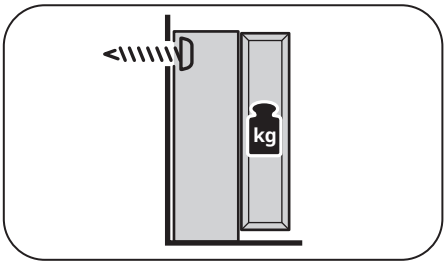

18

English
The screw(s) and plug(s) supplied can be used with most solid (A) and hollow (B) walls. For solid wood (C) use the screw(s) without plug(s). If you are uncertain, seek professional advice.

Deutsch
Das beigelegte Befestigungsmaterial kann für die meisten Massiv- (A) und Hohlwände (B) benutzt werden. Für Massivholzuntergrund (C) Schraube/n ohne Dübel verwenden. Bei Unsicherheit immer fachlichen Rat einholen.

Français
Les vis et les chevilles fournies peuvent être utilisées avec la plupart des murs pleins (A) ou des murs creux (B). Pour le bois massif (C), utiliser les vis sans les chevilles. En cas de doute, adressez-vous à un professionnel qualifié.

Nederlands
De meegeleverde schroef/schroeven en plug/pluggen zijn geschikt voor de meeste massieve (A) en holle (B) wanden. Voor massief hout (C) gebruik schroeven zonder plug. Neem bij twijfel contact op met de vakhandel.

Dansk
Den/de leverede skrue(r) og rawlplug(s) kan bruges til de fleste massive (A) og hule (B) vægge. Til massivt træ (C) bruges skruen/skruerne uden rawlplug(s).Kontakt en fagmand, hvis du er i tvivl.

Íslenska
Meðfylgjandi skrúfur og tappar henta flestum veggjum hvort sem þeir eru gegnheilir (A)eða holir (B). Notaðu skrúfur án tappa í gegnheilan (C) við. Leitaðu til fagaðila ef þú ert ekki viss um hvað festingar skal nota.

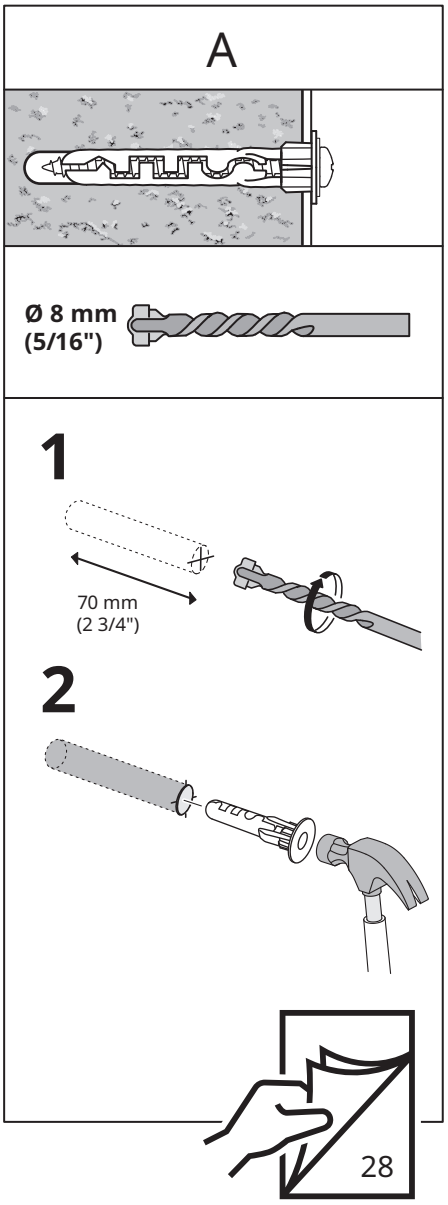

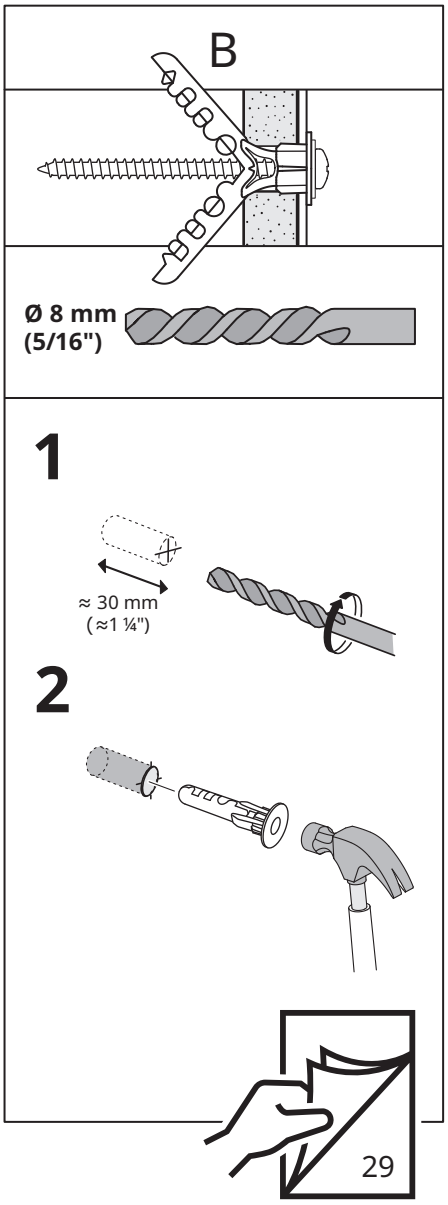

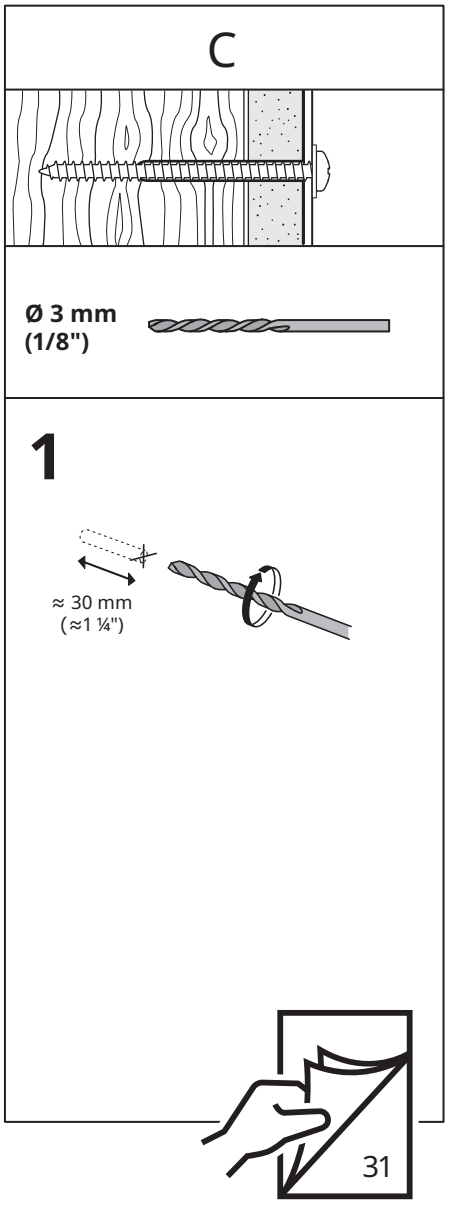

Norsk
Skrue(r) og plugg(er) som følger med, kan brukes til de fleste massive (A) og hule (B) vegger. For massivt tre (C) brukes skrue(r) uten plugg(er). Rådfør deg med fagfolk dersom du er usikker.

Suomi
Mukana tulevat ruuvit ja tulpat sopivat käytettäviksi useimmissa kiinteissä (A) ja onttorakenteisissa (B) seinissä. Käytä puurakenteisessa (C) seinässä ruuvia ilman tulppaa. Jos et ole varma oikeasta kiinnitystavasta, pyydä apua rautakaupasta.

Svenska
Medföljande skruv(ar) och plugg(ar) kan användas för de flesta solida (A) och ihåliga (B) väggar. För massivt trä (C) använd skruv utan plugg. Om du är osäker, sök professionell rådgivning.

Česky
Dodávané šroubky a hmoždinky můžete používat na většině plných (A) a dutých (B) stěn. Na masivní dřevo (C) použijte šroubky bez hmoždinek. Pokud si nejste jistí, zeptejte se odborníka.

Español
Los tornillos y tacos incluidos se pueden utilizar en la mayor parte de las paredes sólidas (A) o huecas (B). Para la madera maciza (C), usa los tornillos sin tacos. Si tienes dudas, acude a un experto.

Italiano
Le viti e i tasselli forniti sono utilizzabili con la maggior parte delle pareti piene (A) e cave (B). Per il legno massiccio (C), usa le viti senza i tasselli. Se hai dubbi, rivolgiti a un esperto.

Magyar
A mellékelt csavarok és tiplik a legtöbb tömör (A) és üreges (B) faltípus esetén használhatók. Tömör fa (C) esetén ne használj tiplit. Ha kérdés merülne fel benned, vedd fel a kapcsolatot egy szakemberrel.

Polski
Dołączone śruby i kołki można zastosować w większości pełnych (A) i pustych (B) ścian. W przypadku litego drewna (C) należy użyć śrub bez kołków. W razie wątpliwości zwróć się o pomoc do profesjonalisty.

Eesti
Kaasas olevad kruvid ja tüüblid sobivad kasutamiseks enamike tahkete (A) ja õõnsate (B) seintega. Täispuidu (C) puhul kasuta kruvisid ilma tüübliteta. Kui sa ei ole kindel, palu abi professionaalilt.

Latviešu
Komplektā iekļautās skrūves un dībeļus var izmantot vairumam sienu, kas veidotas no blīviem (A) vai dobiem (B) blokiem. Kokam (C) izmanto skrūves bez dībeļiem. Nepieciešamības gadījumā vērsties pēc padoma pie speciālista.

Lietuvių
Rinkinyje esantys varžtai ir kaiščiai tinka daugeliui vientisų (A) ir tuščiavidurių (B) sienų. Tvirtinimui prie medinės sienos (C) kaiščiai nereikalingi, tik varžtai. Jei turite klausimų dėl tvirtinimo, kreipkitės patarimo į specialistą.

Portugues
Os parafusos e os pinos fornecidos podem ser usados na maior parte das paredes maciças (A) e ocas (B). Para madeira maciça (C), use parafusos sem pinos. Se não tiver a certeza, peça ajuda a um técnico especializado.

Româna
Şuruburile şi diblurile incluse pot fi folosite cu majoritatea pereţilor plini (A) şi cu perforaţii (B). Pentru lemn masiv (C) foloseşte şuruburi fără dibluri. În caz de dubiu, consultă un specialist calificat.

Slovensky
Dodávané skrutky a hmoždinky možno používať na väčšine plných (A) a dutých (B) stien. Na masívne drevo (C) použite skrutky bez hmoždinky. Ak si nie ste istí, opýtajte sa odborníka.

Български
Приложения(ите) винт(ове) и дюбел(и) могат да се използват с повечето твърди (A) и кухи (Б) стени. За масивна дървесина (B) използвайте винта(ове) без дюбела(и). Ако не сте сигурни, поискайте съвет от професионалист.

Hrvatski
Vijak (vijci) i tipla (tiple) mogu se upotrebljavati za većinu punih (A) i šupljih (B) zidova. Za puno drvo (C) upotrebljavati vijak (vijke) bez tiple (tipli). U slučaju nedoumice, zatražiti stručni savjet.

Ελληνικά
Η βίδα(ες) και τα ούπα μπορούν να χρησιμοποιηθούν στα περισσότερα είδη τοίχου. Για τοίχο από μασίφ ξύλο χρησιμοποιείστε τη βίδα(ες) χωρίς ούπα. Αν δεν είστε σίγουροι, αναζητήστε βοήθεια από επαγγελματία.

Українська
Шуруп(и) та дюбель(і), що додаються, підходять для більшості міцних (A) та порожнистих (B) стін. Для міцних (C) стін використовуйте шуруп(и) без дюбеля(ів). Якщо ви не впевнені, зверніться до спеціаліста.

Srpski
Zavrtanj (zavrtnji) i tipl (tiplovi) mogu se upotrebljavati za većinu punih (A) i šupljih (B) zidova. Za puno drvo (C) upotrebljavaj zavrtanj (zavrtnje) bez tipla (tiplova). U slučaju nedoumice, zatraži stručni savet.

Slovenščina
Priloženi vijak(i) in zidni vložek oz. vložki so primerni za večino polnih (A) in votlih (B) zidov. Pri pritrjevanju v masivni les (C) uporabi samo vijak(e). V primeru negotovosti, se po nasvet obrni na strokovnjaka.

Türkçe
Ekteki sabitleme malzemesi çoğu sert (A) ve içi boş duvar (B) için kullanılabilir. Masif ahşap yüzeylerde (C) dübelsiz vida / vida kullanın. Belirsizlik durumunda daima profesyonel tavsiye alın.

中文
产品随附的螺丝和螺栓适用于大部分实心（A）和空心（B）墙壁。实木墙壁（C）只需要使用螺丝，不必搭配螺栓。如不确定适合的螺丝类型，请咨询专业人士。

繁中
產品附的螺絲和壁虎適用於大部分的實心(A)和空心(B)牆壁。實木牆壁(C)應使用螺絲，不需搭配壁虎。如果不確定適合的螺絲類型，請洽詢服務人員。

한국어
제공된 나사와 플러그는 대부분의 단단한 벽(A)이나 중공벽(B)에 사용할 수 있습니다. 원목(C)에는 플러그없이 나사만 사용하세요. 반드시 전문가의 조언을 구하고 설치하세요.

日本語
付属のネジとプラグはほとんどの1枚壁（A）や中空壁（B）に使用できます。無垢材（C）にはプラグなしネジをお使いください。取り付けに適したネジに関しては、専門店にご相談ください。

Bahasa Indonesia
Sekrup dan plug yang disediakan dapat digunakan dengan sebagian besar dinding padat (A) dan berlubang (B). Untuk kayu solid (C) gunakan sekrup tanpa plug. Jika Anda tidak yakin, cari saran profesional.

Bahasa Malaysia
Skru dan palam yang dibekalkan boleh digunakan pada kebanyakan dinding padu (A) dan berongga (B). Untuk kayu padu (C) gunakan skru tanpa palam. Jika anda kurang pasti, dapatkan nasihat profesional.

عربي
يمكن استخدام المسمار (المسامير) والحشوة (الحشوات) البلاستيكية المرفقة في معظم الجدران الصلبة (A) والمجوفة (B). أما مع الخشب الصلب (C)، استخدمي المسمار (المسامير) بدون حشوات. في حالة عدم المعرفة، يرجى طلب مساعدة فني مختص.

ไทย
สกรูและพุกที่ให้มาสามารถใช้กับผนังที่แข็ง (A) และกลวง (B) ได้เป็นส่วนมาก สำหรับผนังไม้แท้ (C) ให้ใช้เฉพาะสกรูโดยไม่ต้องใช้พุก หากไม่แน่ใจเรื่องการเลือกและใช้วัสดุยึดผนัง ควรสอบถามผู้เชี่ยวชาญ

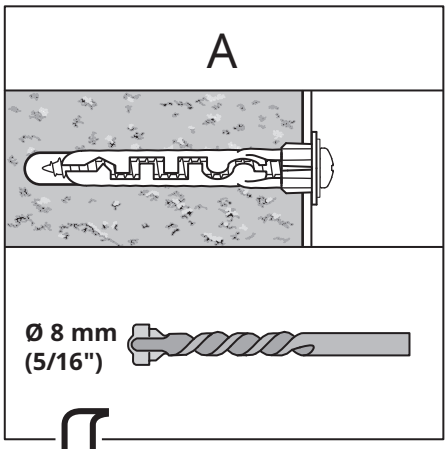

19

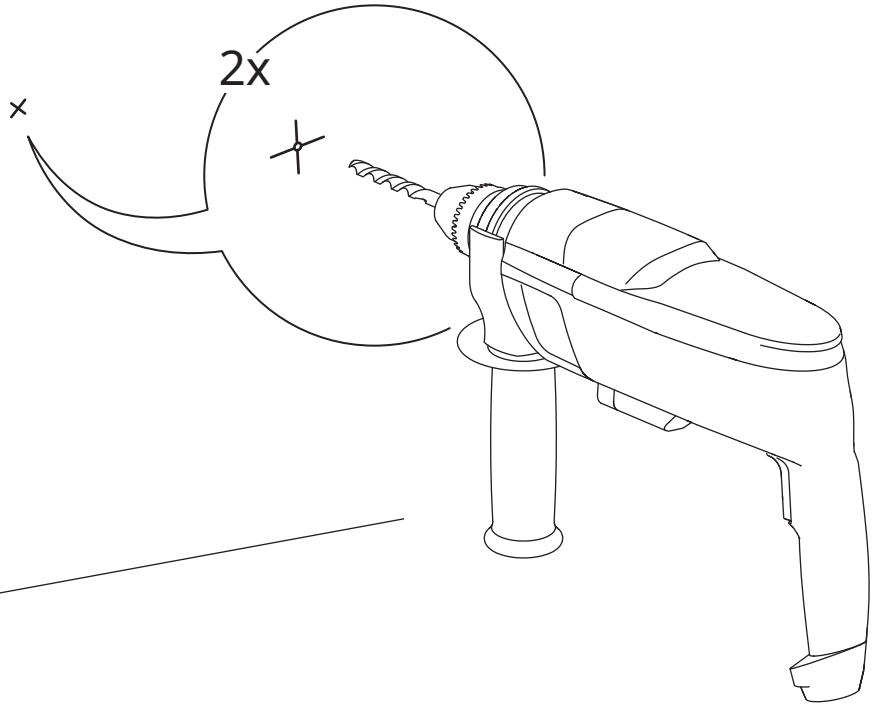

21

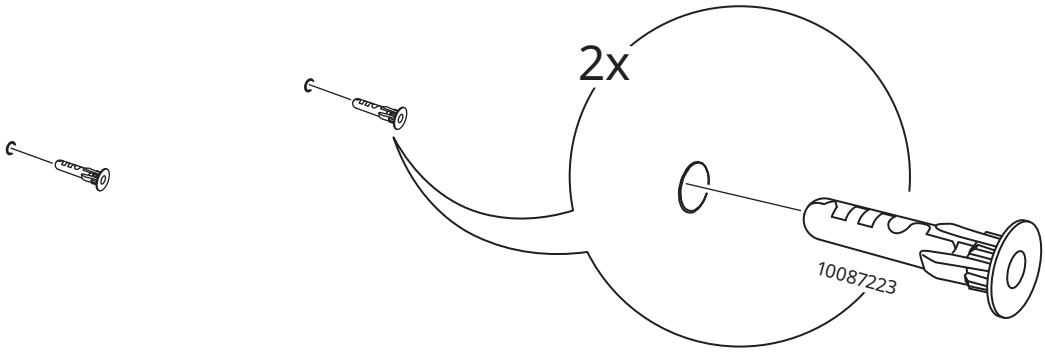

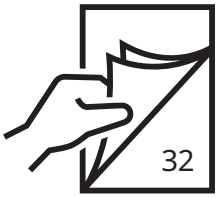

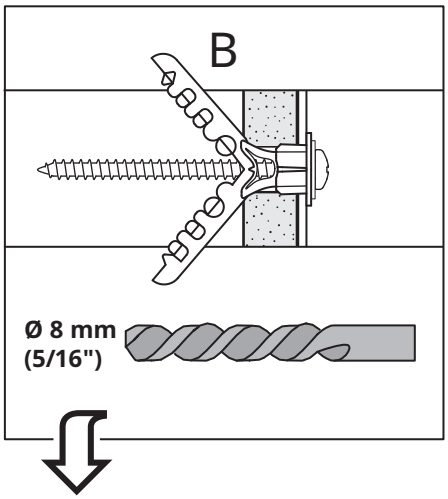

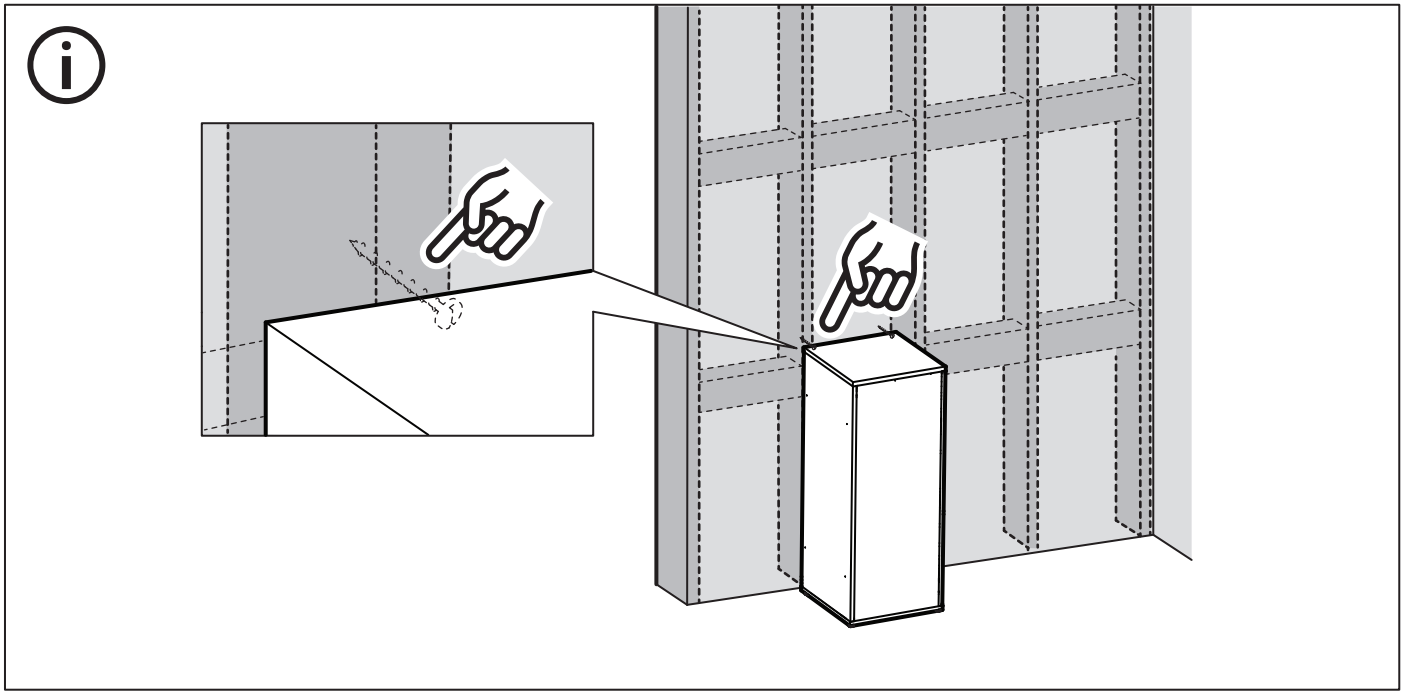

20

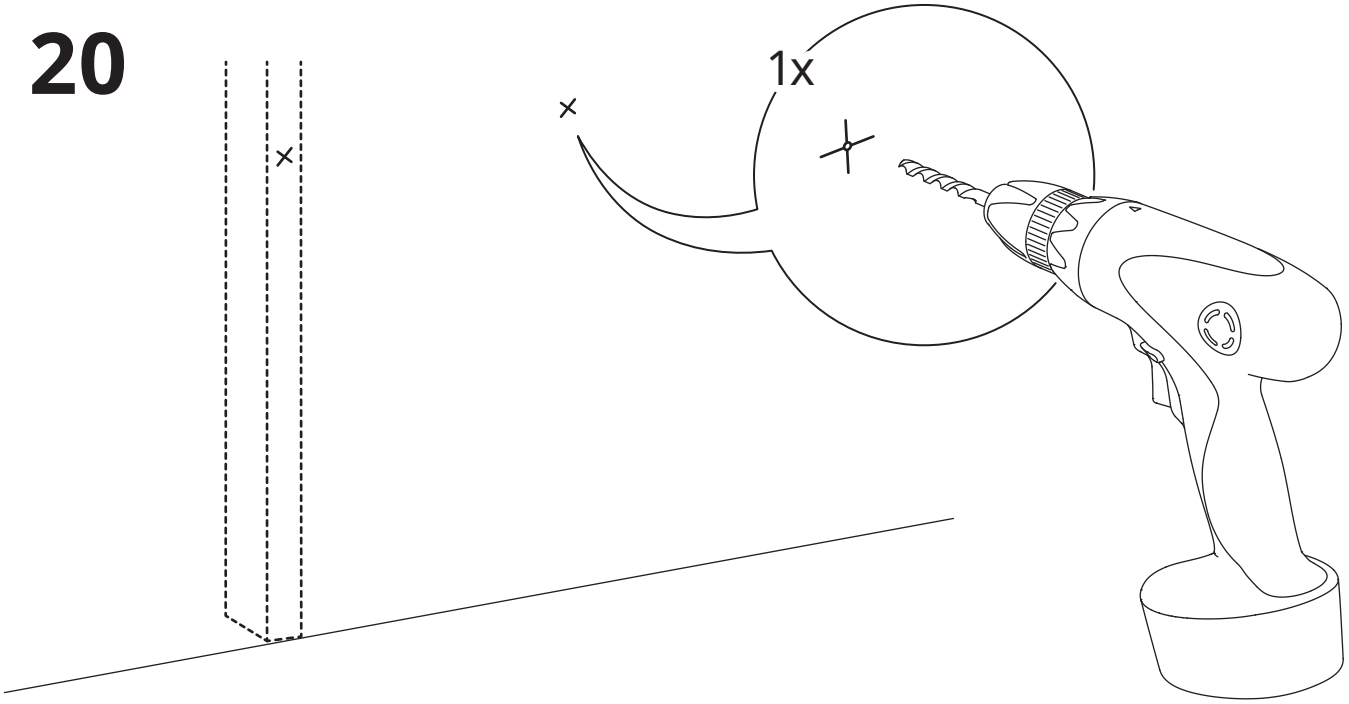

21

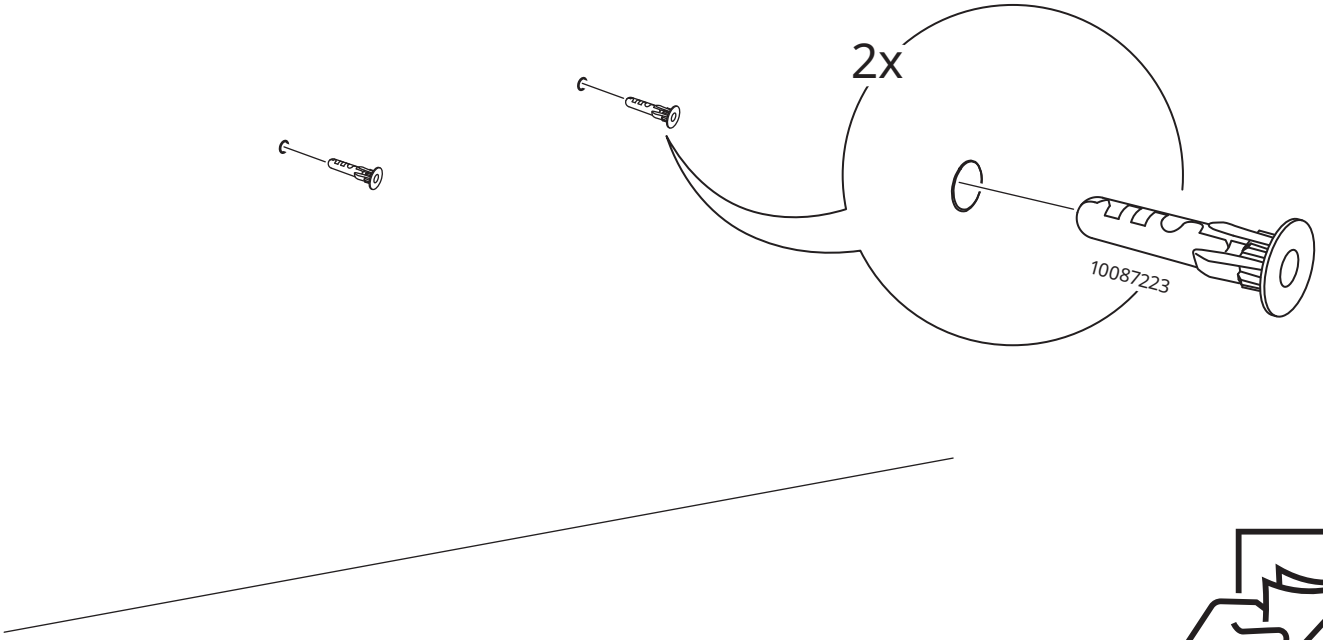

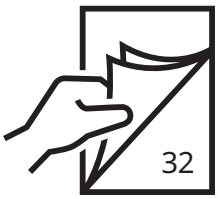

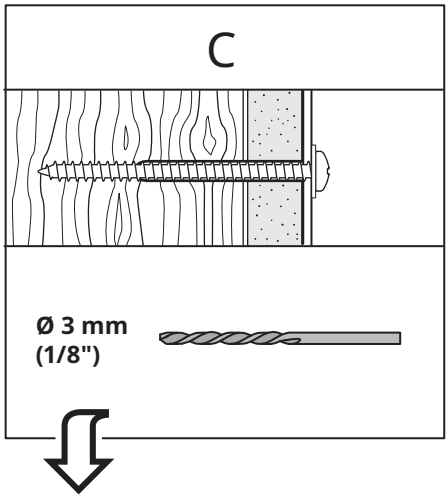

20

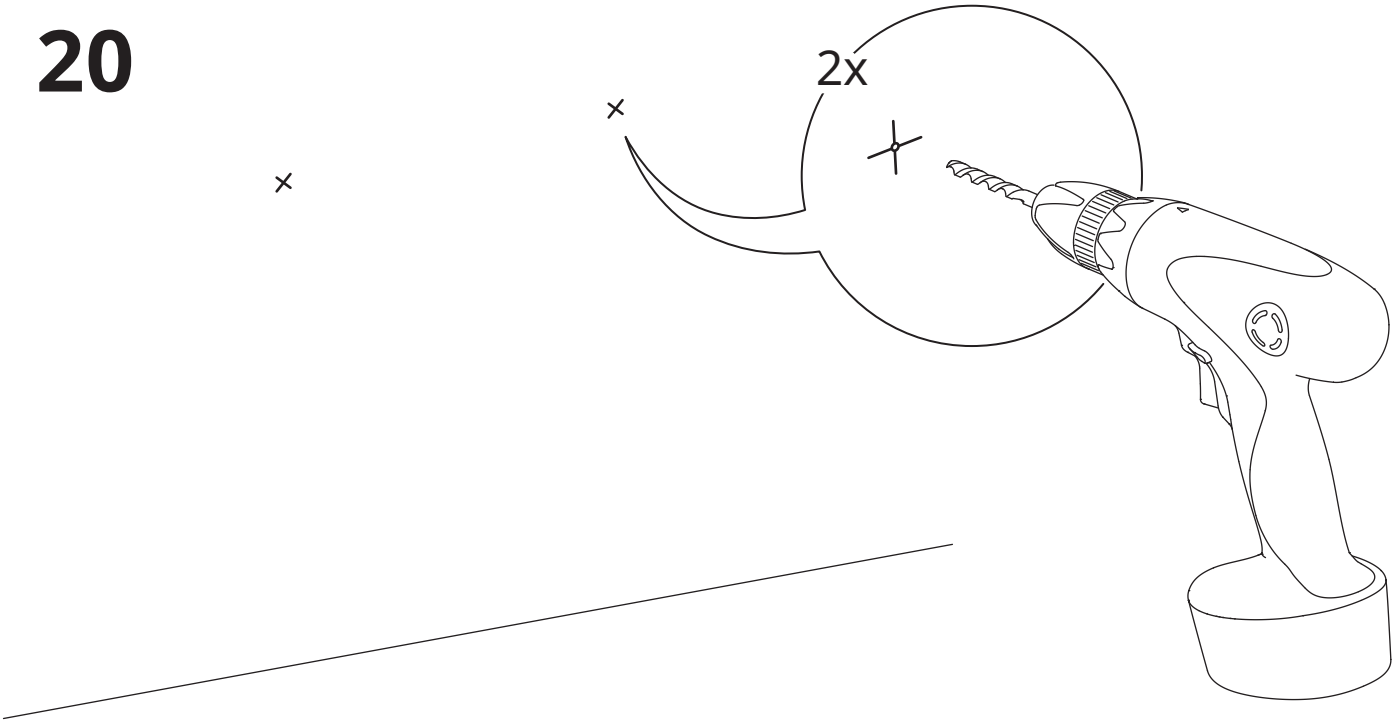

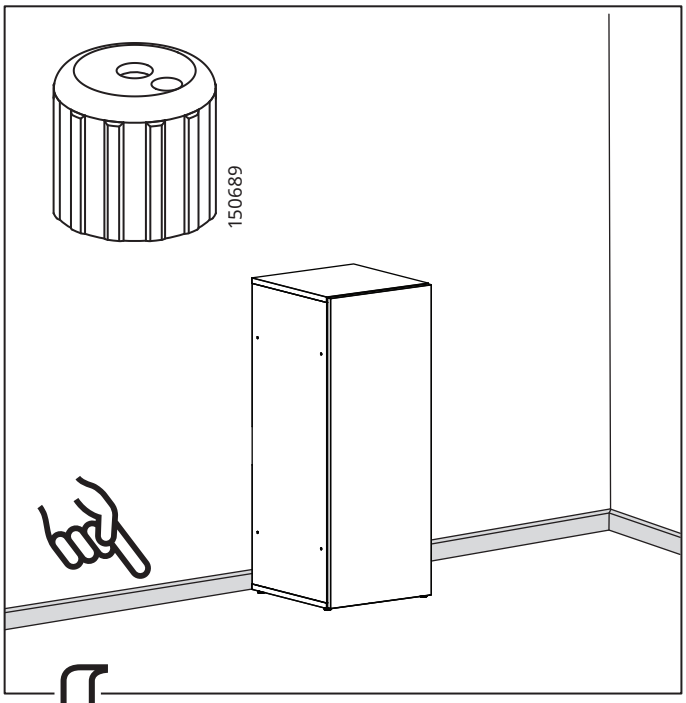

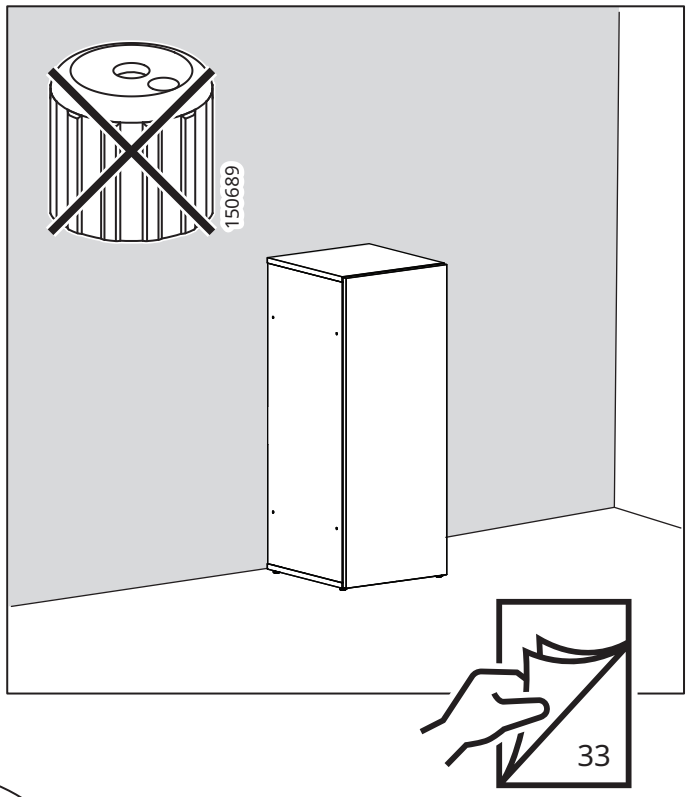

20

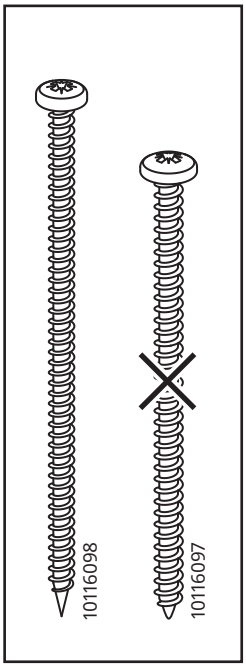

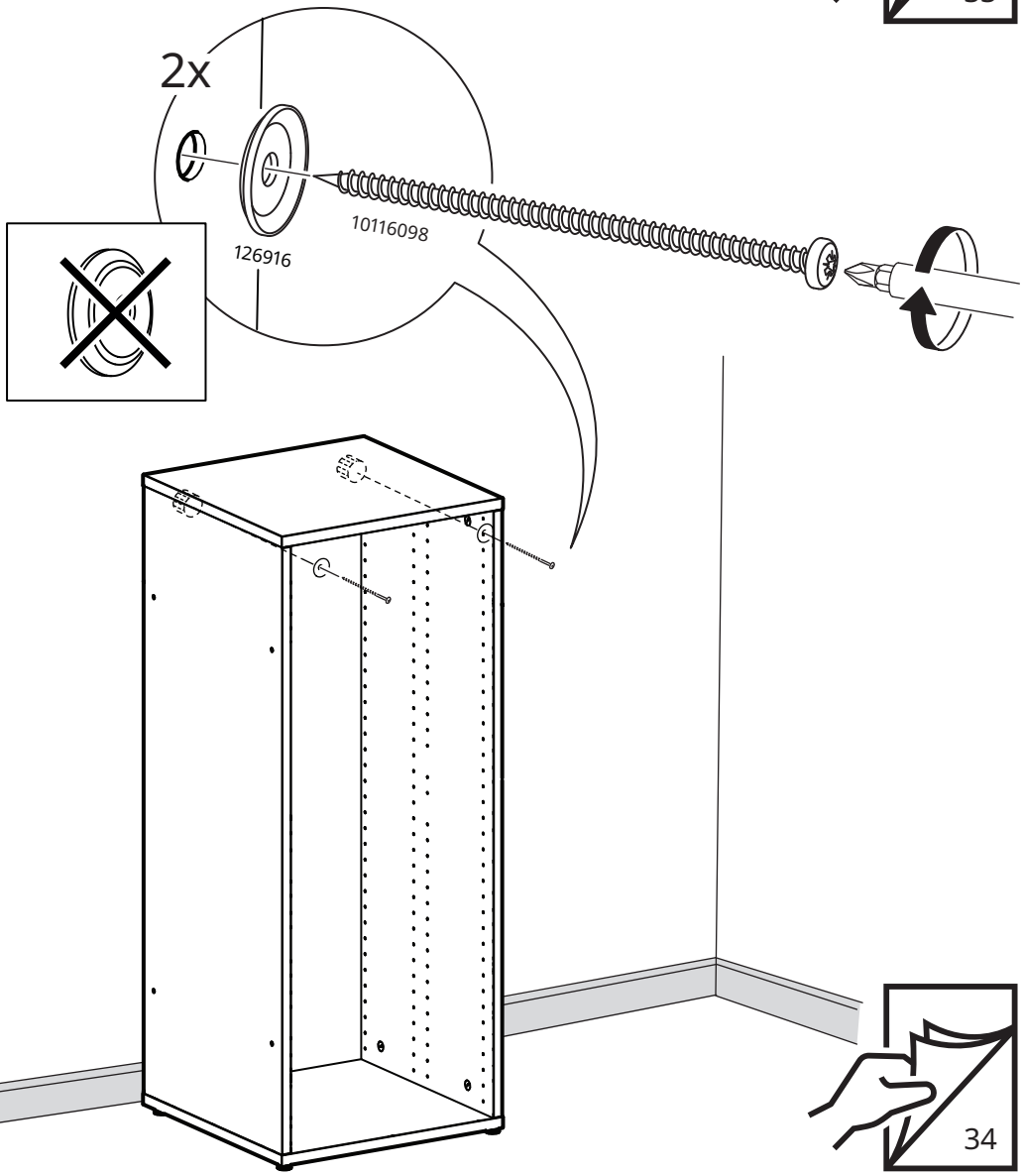



21

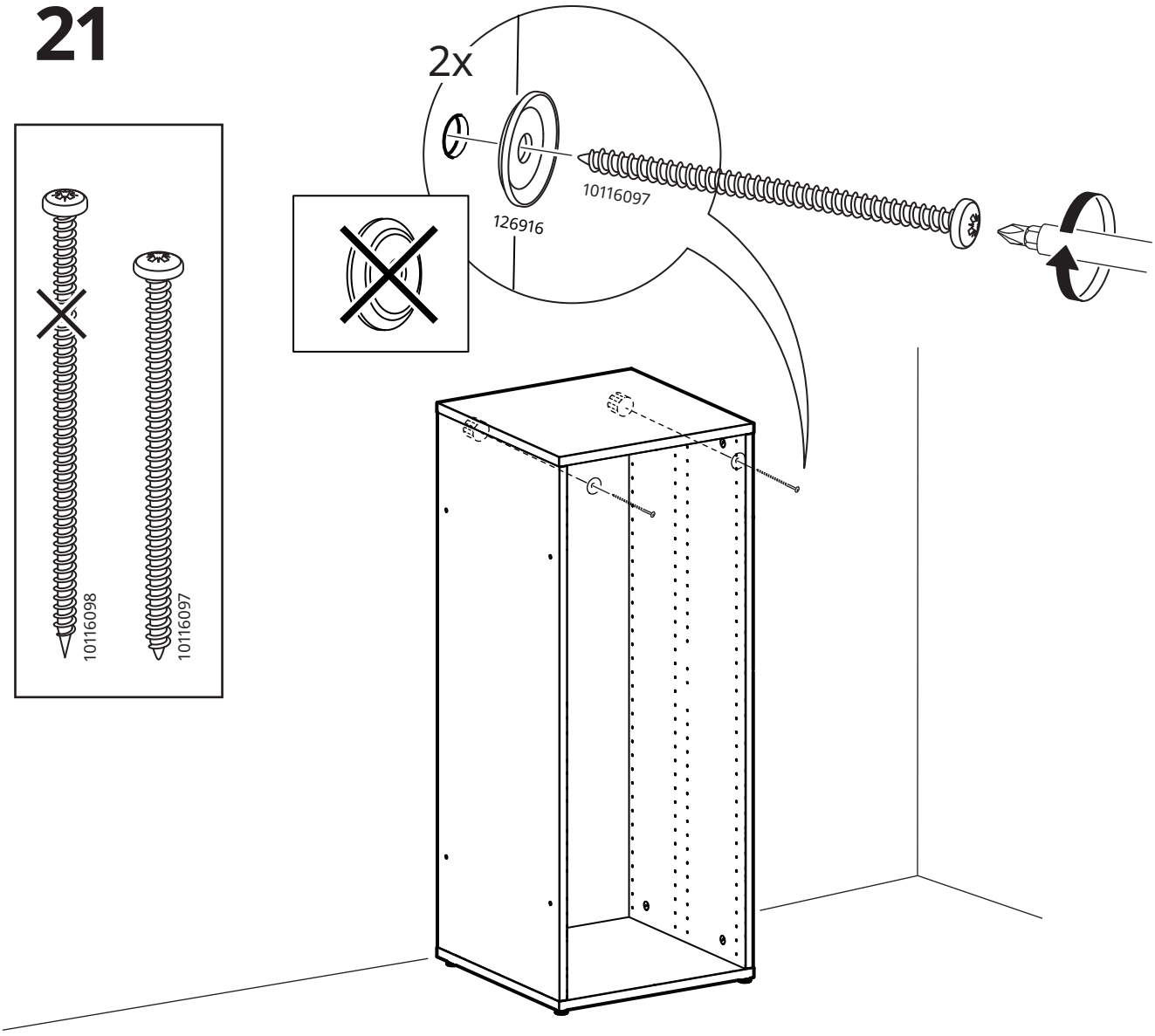

21

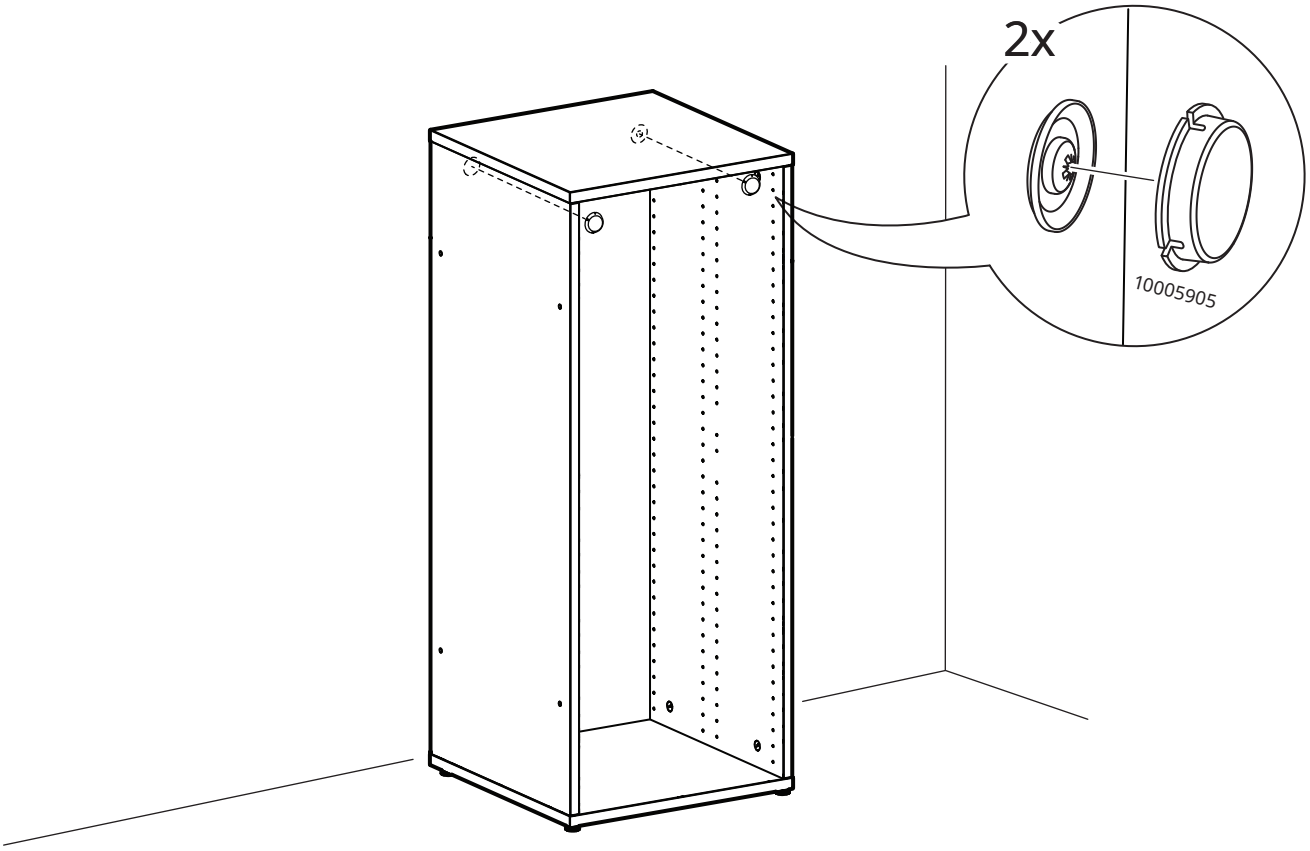

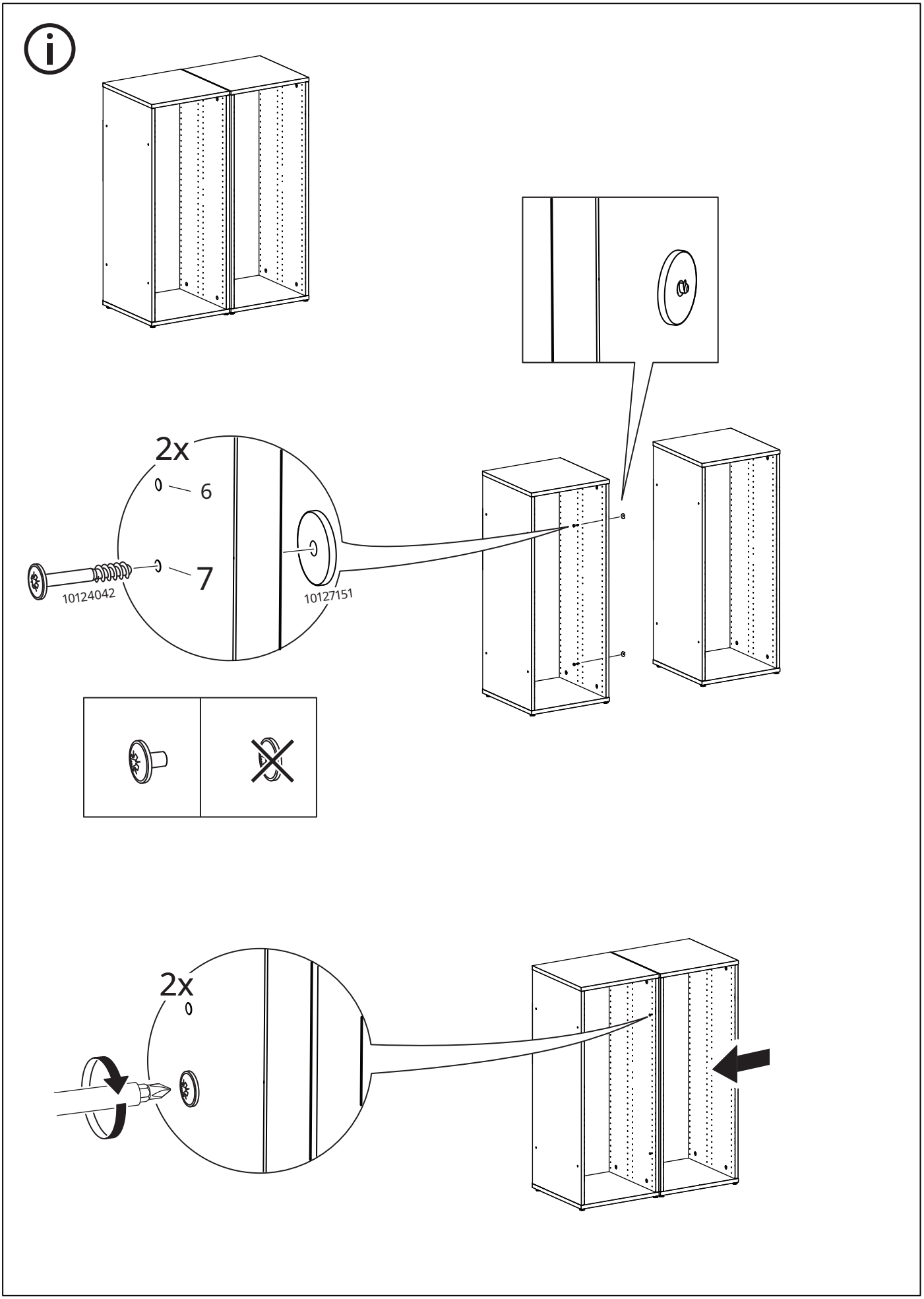
2x
6
7
10124042
10127151
2x

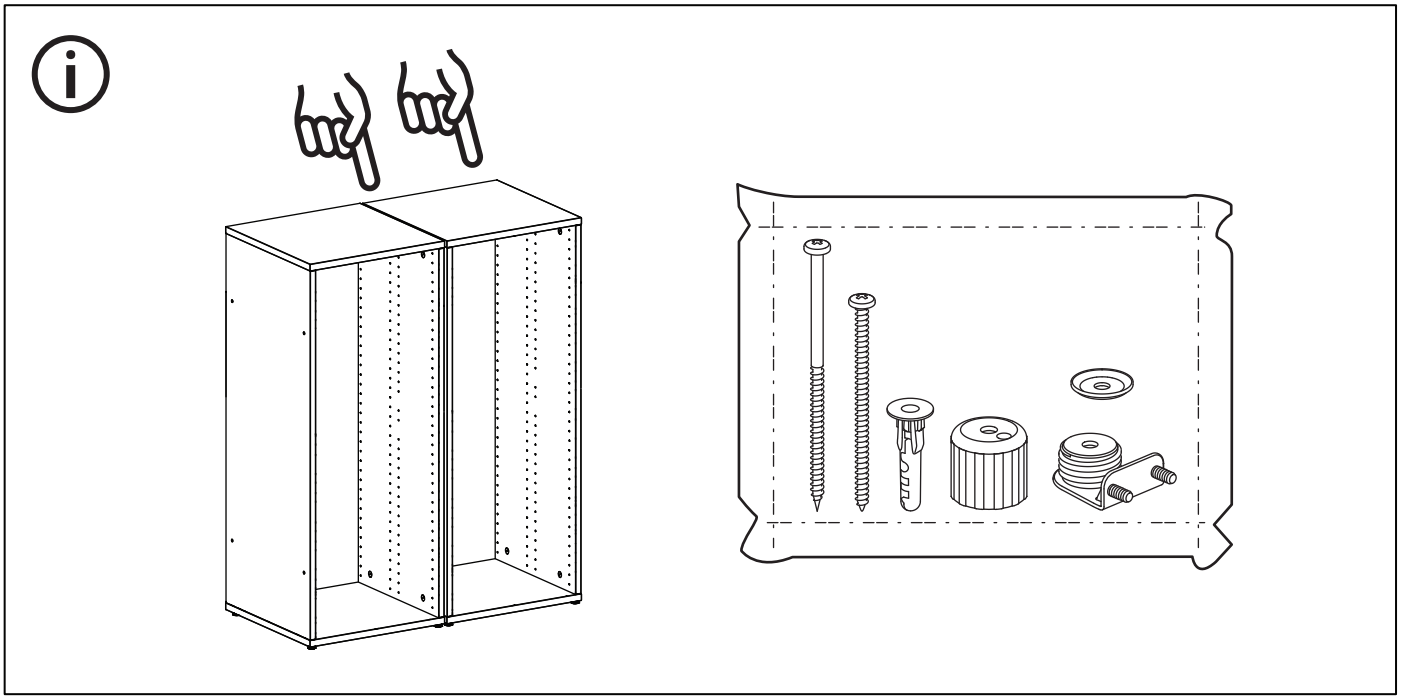

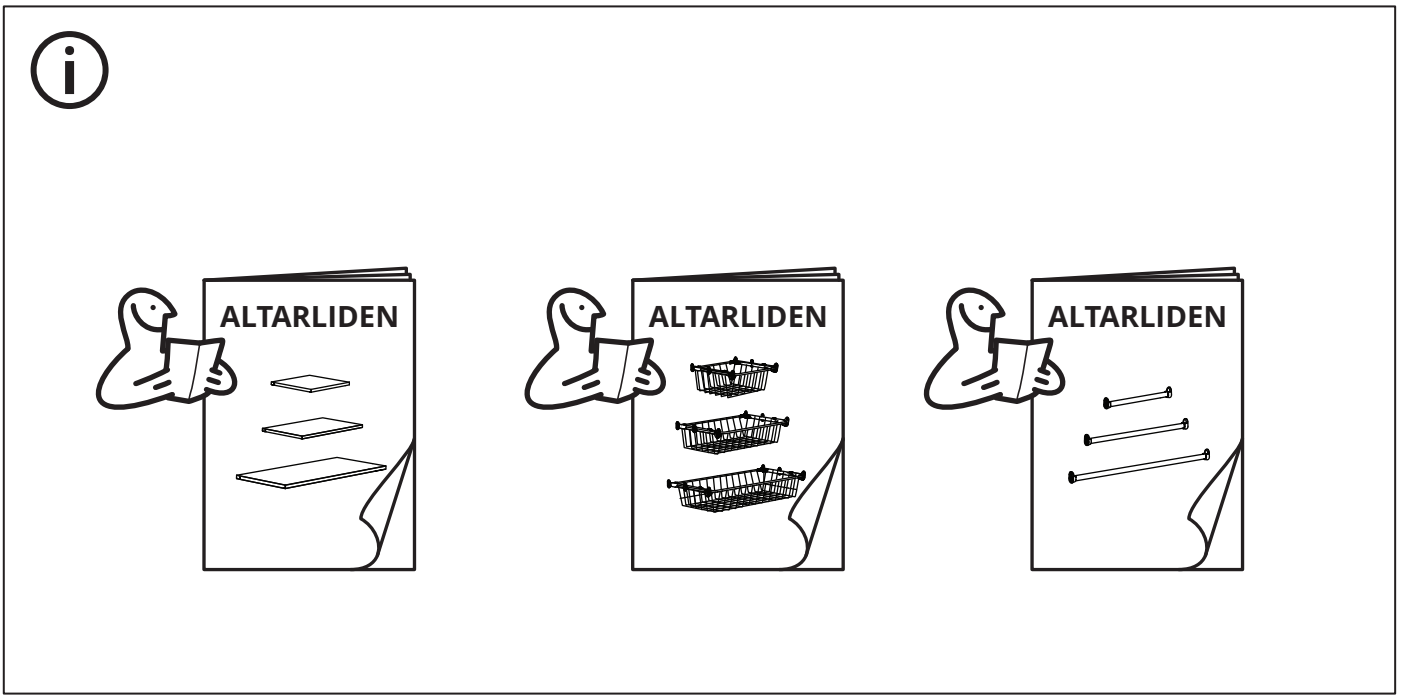
ALTARLIDEN
ALTARLIDEN
ALTARLIDEN

22

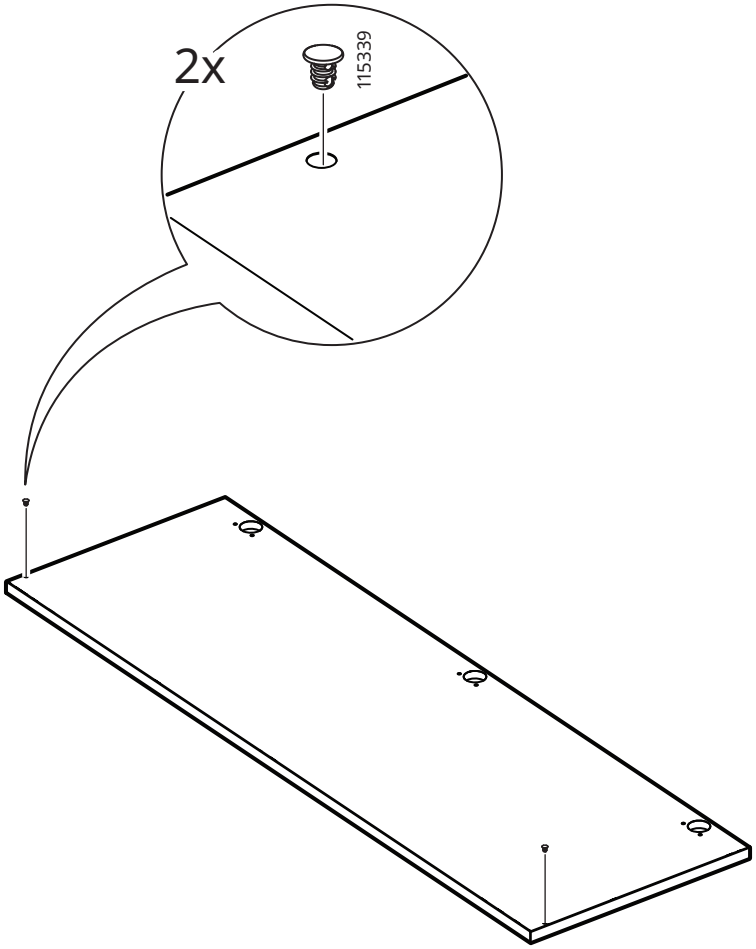

23

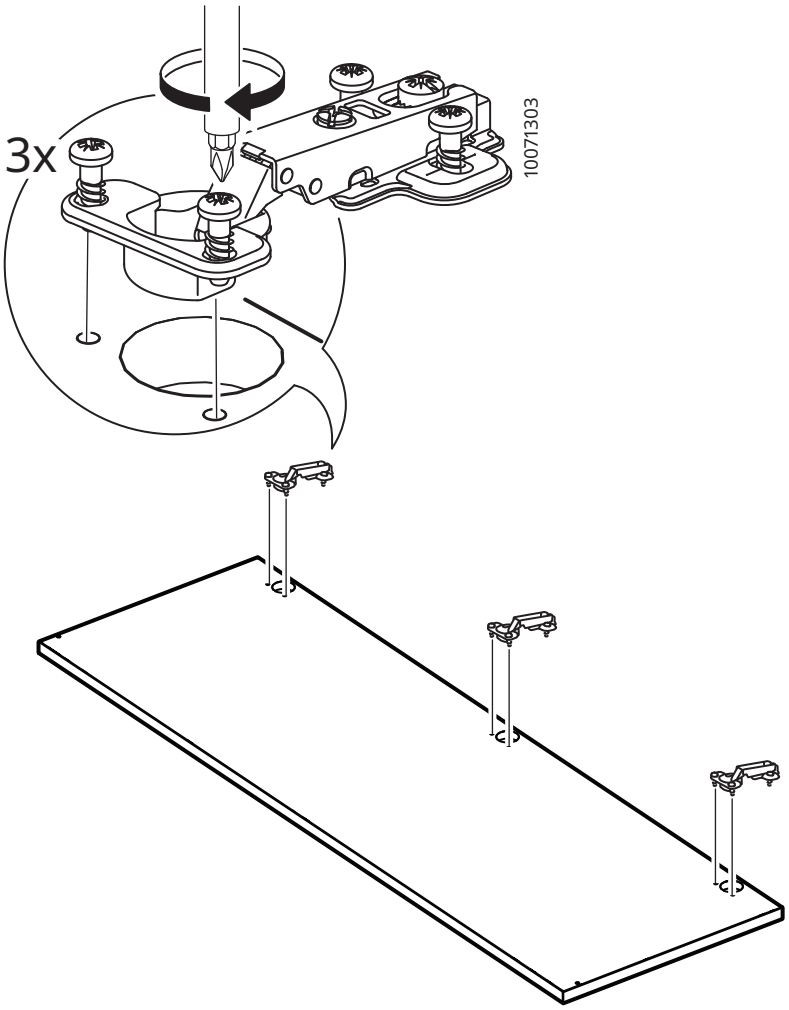

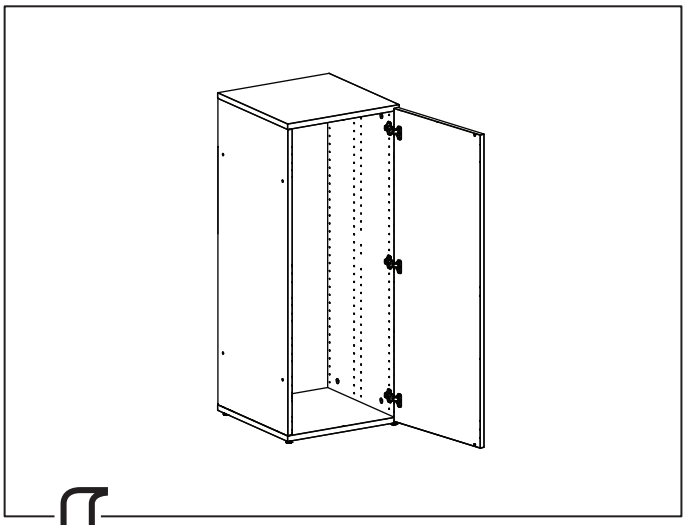

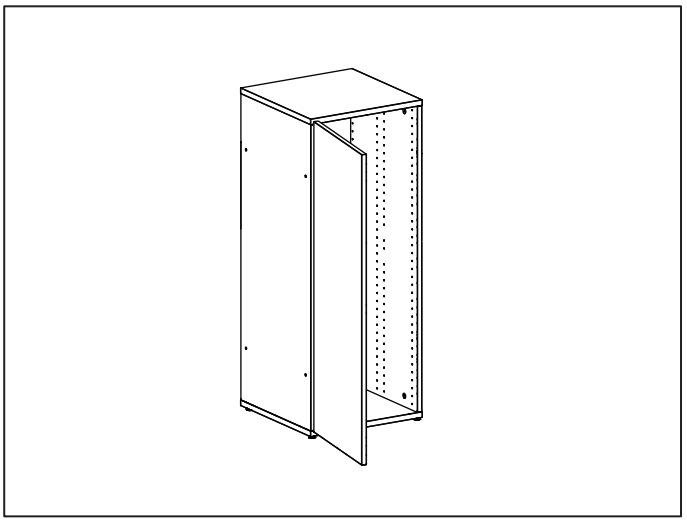

24

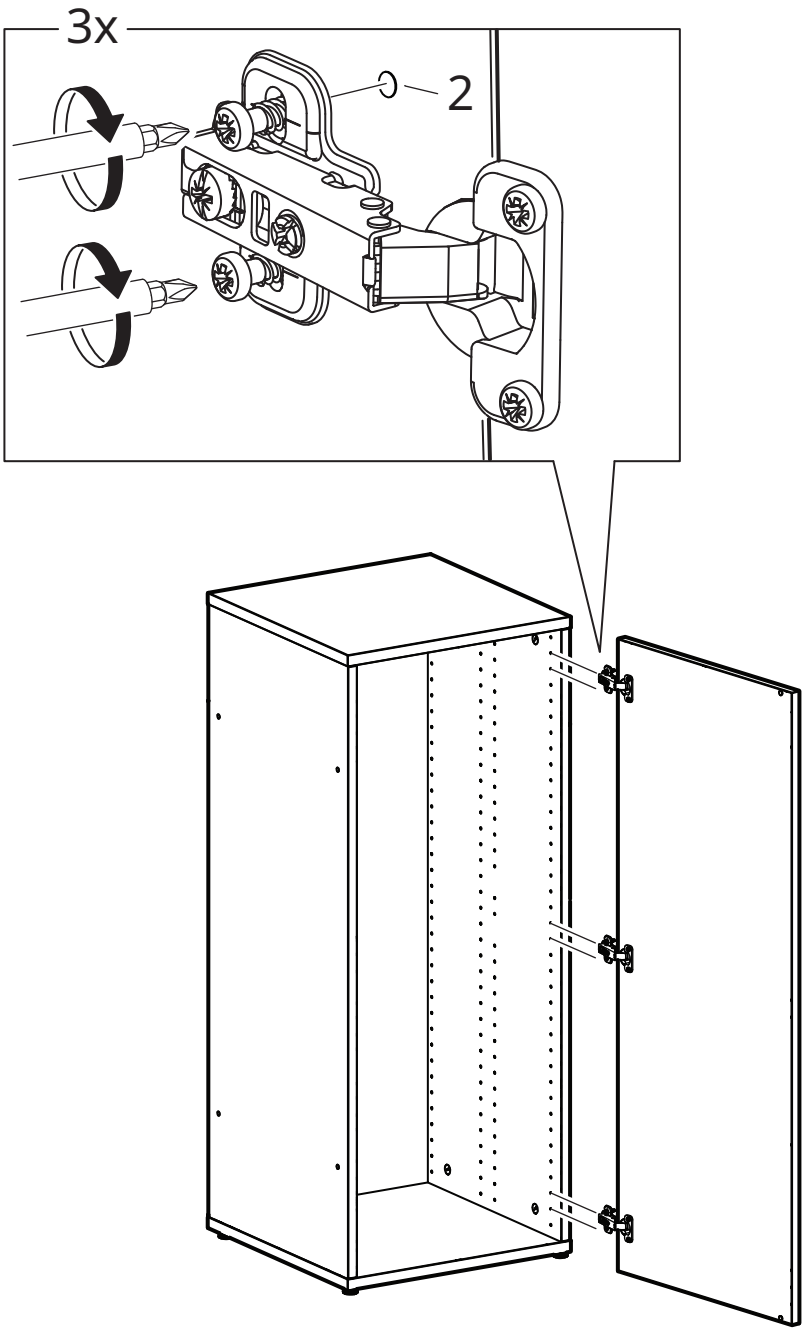



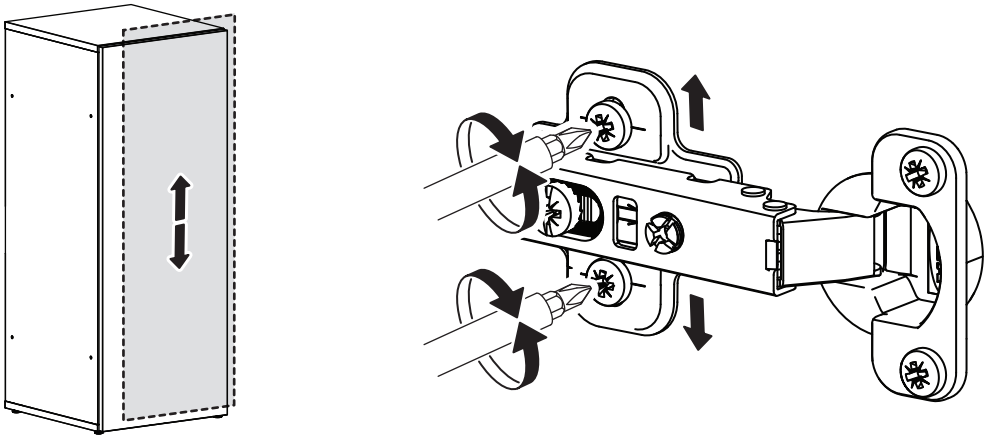

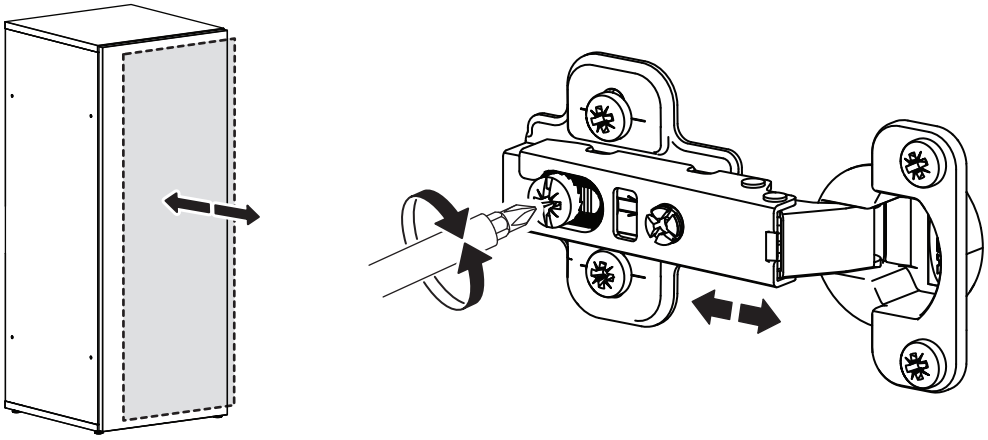

25

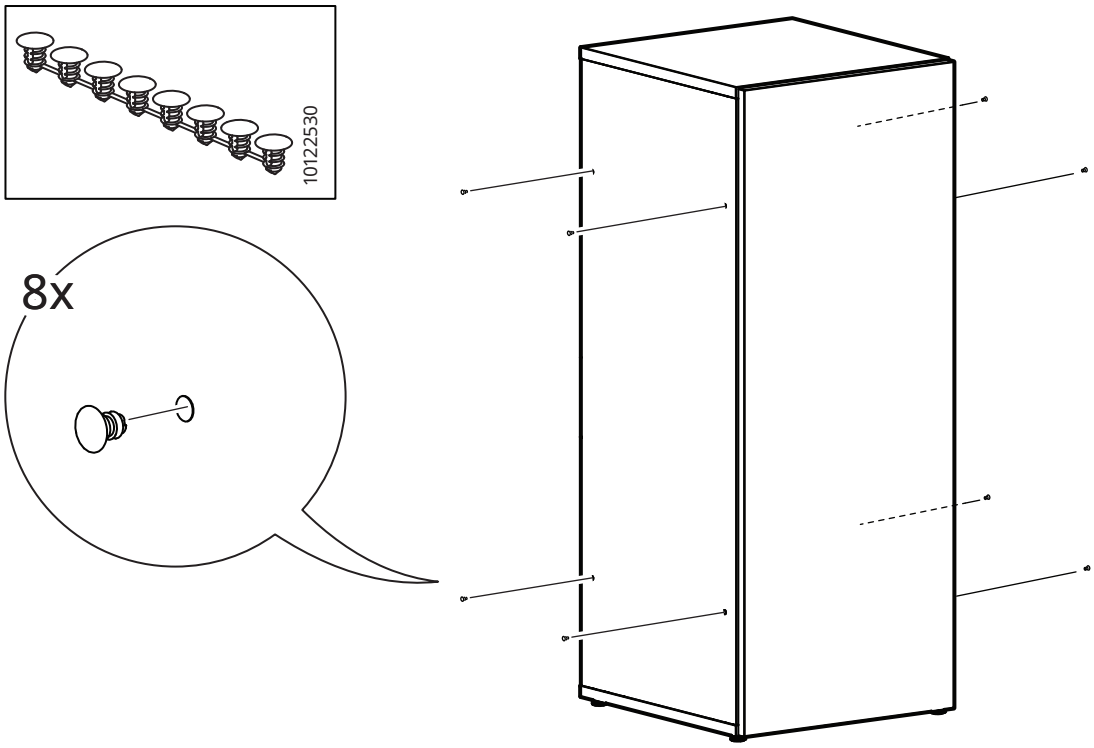

© Inter IKEA Systems B.V. 2025