

Ceiling height clearance guide

PAX and KOMPLEMENT

Wardrobe system

For more information speak to a co-worker or visit **[IKEA.co.uk](https://www.ikea.co.uk)**



Measure twice, build once

Our PAX wardrobe frames are available in two heights - 201cm and 236cm and two depths - 35cm and 58cm.

Always **check your ceiling heights** before purchasing a PAX wardrobe frame to make sure you have enough clearance when assembling your wardrobe.

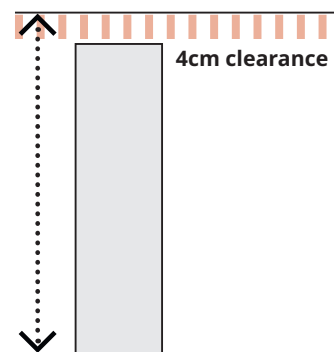
Check the table below to see the minimum height requirement for your PAX wardrobe solution.

Height × Depth	Build upright		Build on the floor
	Hinged door	Sliding door	
201 × 35cm	202cm	205cm	206cm
201 × 58cm	202cm	205cm	211cm
236 × 35cm	237cm	240cm	241cm
236 × 58cm	237cm	240cm	245cm

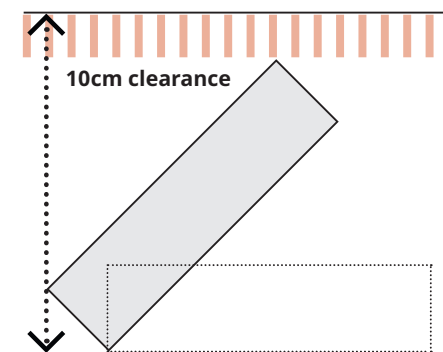
Safety and Assembly

This furniture must be fixed to the wall. Different wall materials require different types of fixing devices. Use fixing devices suitable for the walls in your home, sold separately. 2 persons are required to assemble this furniture safely.

201cm × 58cm* frame requires a minimum ceiling height requirement of **211cm** to build on the floor.

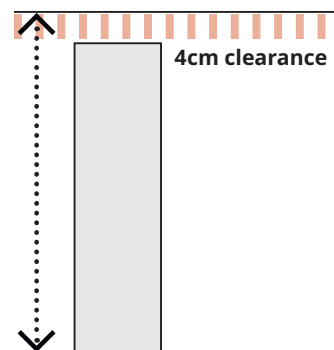


Build upright

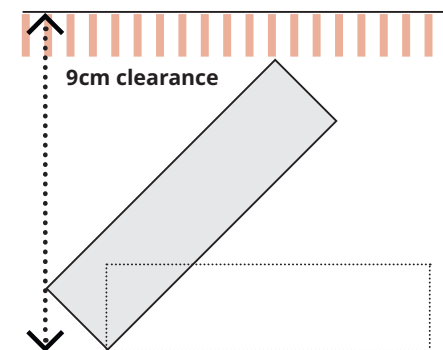


Build on the floor

236cm × 58cm* frame require a minimum ceiling height requirement of **245cm** to build on the floor.



Build upright



Build on the floor

*Refer to the table for recommended ceiling heights for 35cm depth PAX wardrobe frame.