

Buying guide

# Table bar

## Bookcase system

### Safety

All table tops, trestles, legs and underframes are tested and approved for a maximum load of 50 kg.

Tempered glass should be handled with care! A damaged edge or a scratched surface can cause the glass to crack suddenly. However, only into small pieces, never into sharp fragments. A thin plastic film keeps the pieces of glass in place.





### Build your own desk

Create a personal desk that perfectly suits your needs and your style. It can become anything from a desk with drawers to a dining table for the entire family.

All the products (shown here) may not be available at the store. Please contact the staff or look at [www.IKEA.com](http://www.IKEA.com) for more information. For more detailed product information, see the pricetag and the Internet. All units require assembly.



# How to build



## Maximum variety

Choose between table tops in different sizes and shapes. In black, white, bright colours or glass. Add legs that are fixed, height adjustable or on castors – or choose trestles instead. And there are many different styles to choose from. On the last page in this folder you can see all the possible combinations. Have fun choosing your favourite!

# Combinations

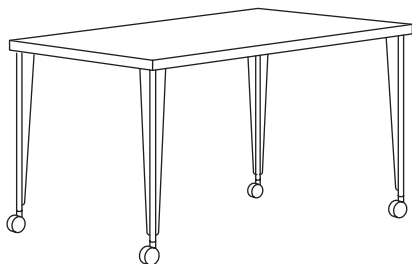
Overall size: Width×Depth×Height.




**LINNMON/ODDVALD:** Choose a table top and trestles that suit your needs as well as your wallet.  
Overall size 150×75 cm, height 74 cm.



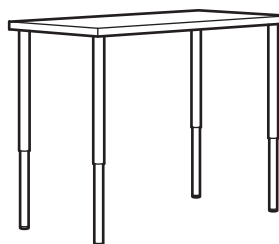
**KLIMPEN/LALLE:** Create a table that looks just as good in the dining room as it does in the office.  
Overall size 120×60 cm, height 73 cm.



**LINNMON/KRILLE:** Legs with castors make the table easy to move where needed.  
Overall size 120×60 cm, height 74 cm.



**KLIMPEN:** With a drawer unit, legs with storage and an add-on unit you have easy access to your papers, binders and supplies and can keep it all well-organised.  
Overall size 150×75 cm, height 73 cm.



**LINNMON/OLOV:** If you would like to stand by your desk. You can mount the table top at a height that suits you, since the legs are adjustable between 60-90 cm.  
Overall size 120×60 cm.

# Combinations

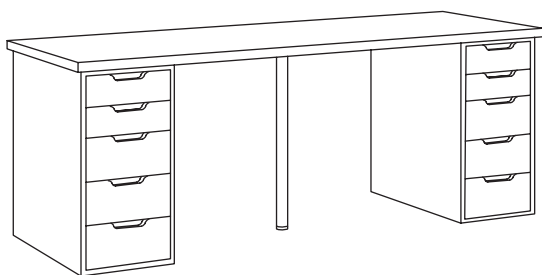
Overall size: Width×Depth×Height.



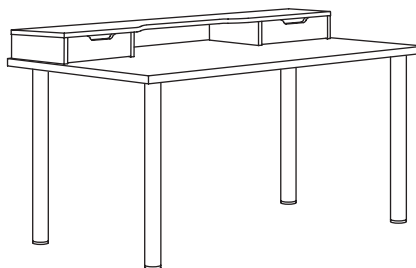
**GLASHOLM/ODDVALD:** Create a table that blends in with the style in the rest of your home.  
Overall size 148×73 cm, height 71 cm.



**ÅMLIDEN/TORSKLINT:** Create a soft atmosphere in your work space with the rounded edges of the table.  
Overall size: 120×60 cm, height 70 cm.



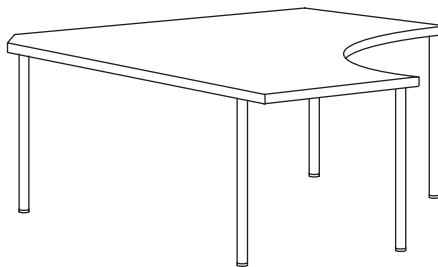
**LINNMON/ALEX:** A long table top makes it easy to create a workspace for two.  
Overall size 200×60 cm, height 74 cm.



**LINNMON/ADILS/ALEX:** Create easy access storage and handy place for pens and papers as the add-on unit with 2 roomy drawers simply attaches to the table top.  
Overall size 120×60 cm, height 74 cm.



**HILVER/HILVER:** A table top with a surface of bamboo is both durable and sustainable, as bamboo is a fast-growing natural material.  
Overall size: 140×65 cm, height 73 cm.



Create a smart corner solution that is easy to extend over time. Make sure to use an extra leg due to stability.  
Overall size: 120×120 cm, height 74 cm.

# Table tops – all parts



**GLASHOLM table top** 148×73 cm. Create a table with your own personal touch by complementing with trestles or storage units. Cannot be combined with legs.

Glass/honeycomb pattern	303.537.45
-------------------------	------------



**LINNMON table top** 100×60 cm. For easy assembly there are pre-drilled holes for legs.

White	002.511.35
Black-brown	002.513.38



**LINNMON table top** 120×60 cm. For easy assembly there are pre-drilled holes for legs.

Beige	703.537.34
Black-brown	002.513.43
Blue	503.537.30
Geometric beige	603.537.58
Geometric blue	203.537.55
Oak effect	702.513.49
White	602.511.37
White stained oak effect	803.537.38



**LINNMON table top** 150×75 cm. For easy assembly there are pre-drilled holes for legs.

Beige	203.537.36
Black-brown	102.513.52
Blue	103.537.32
Oak effect	202.513.37
White	202.511.39
White stained oak effect	203.537.41




**LINNMON table top** 200×60 cm. To be completed with 1 extra leg for increased stability. For easy assembly there are pre-drilled holes for legs.

White	802.511.41
Black-brown	802.513.58



**LINNMON corner table top** 120×120 cm. To be completed with 5 legs for increased stability. For easy assembly there are pre-drilled holes for legs. Design: Jon Karlsson

White	502.511.33
Black-brown	602.513.35



**GERTON table top** 155×75 cm. For easy assembly there are pre-drilled holes for legs. Solid wood, a durable natural material.

Beech	501.067.73
-------	------------



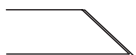
**HILVER table top** 140×65 cm. For easy assembly there are pre-drilled holes for legs. Surface made from bamboo, a durable, renewable and sustainable material.

Bamboo	802.782.87
--------	------------



**KLIMPEN table top** 120×60 cm. For easy assembly there are pre-drilled holes for legs.

Grey	803.563.41
------	------------



**KLIMPEN table top** 150×75 cm. For easy assembly there are pre-drilled holes for legs.

Grey	903.537.47
------	------------



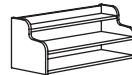
**ÅMLIDEN table top** 120×60 cm. For easy assembly there are pre-drilled holes for legs.

Grey-green	103.654.57
------------	------------



**ALEX add-on unit** 120×10 white. Easy to create a handy place for pens and papers as the add-on unit with 2 roomy drawers simply attaches to the table top.

Grey	903.537.47
White	202.607.18



**KLIMPEN add-on unit** 58×23 cm. Can be placed on a table top or hung on a wall.

White	402.777.70
Grey	003.537.61
Black	602.777.69



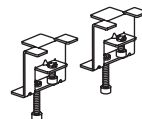
**INGATORP add-on unit** 43×20 cm. Can be placed on a table top or hung on a wall.

White	603.619.42	€000
Black	803.619.41	€000



**SIGNUM cable trunking horizontal** 70×16 cm. To be attached under the table top. Collects your electric and computer cables together. Cannot be used for glass tops.

Silver-colour	302.002.53
---------------	------------



**LINNMON connection fitting**, 2-pack. You can use the connection fitting to attach any table top in our range excluding HILVER and glass table tops.

Nickel-plated	402.610.57
---------------	------------

# Legs – all parts



**ADILS leg**, 1-p. Height 70 cm. Adjustable feet make the table stand steady also on uneven floors.

White	902.179.72
Beige	803.537.43
Black	702.179.73
Silver-coloured	102.179.71
Blue	203.262.91



**HILVER leg cone-shaped**, 1-p. Height 70 cm. Bamboo is a hardwearing natural material.

Bamboo	802.782.73
--------	------------



**KRILLE leg with castor**, 1-p. Height 70 cm. Lockable castors make the table easy to move and lock in place. Design: Francis Cayouette.

White	302.502.57
-------	------------



**LALLE leg**, 1-p. Height 70 cm. Solid wood, a durable natural material. Design: Tina Christensen.

Black	402.378.40
Grey	602.378.39



**GERTON leg**, 1-p. Height 67-107 cm. You can mount the table top at a height that suits you, since the legs are adjustable.

Chrome-plated	602.616.26
---------------	------------



**OLOV leg**, 1-p. Height 60-90 cm. You can mount the table top at a height that suits you, since the legs are adjustable.

White	102.643.02
Black	302.643.01
Silver-coloured	702.666.71



**ALVARET leg**, 1-p. Height 70 cm. This octagon shaped leg is made in solid wood, which is a durable and natural material. Design: Jomi Evers Solheim.

Grey	603.554.46
------	------------



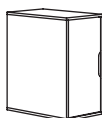
**TORSKLINT leg**, 1-p. Height 70 cm. With its different shape design, this leg adds a rounder and softer feeling to the table tops.

Light grey	903.654.58
------------	------------



**ALEX drawer unit**, W36×D58×H70 cm. This unit can be placed anywhere in the room because it is finished on the back. Design: Johanna Asshoff.

White	101.928.24
Blue	404.103.40
Oak	102.783.42
Black-brown	403.422.85
beige	904.095.32



**ALEX storage unit**, W36×D58×H70 cm. The shelf inside can be adjusted or removed so you can store things of different sizes, from papers to your computer. Cable outlet for easy cable management. Design: Johanna Asshoff

White	601.928.26
-------	------------



**KLIMPEN drawer unit**, W33×D58×H70 cm. This unit can be placed anywhere in the room because it is finished on the back.

Grey	603.537.63
------	------------



**KLIMPEN table leg with storage**, W58×D33×H70 cm. The shelf can be adjusted so you can store things of different sizes.

Grey	103.537.65
------	------------



**FINNVARD trestle with shelf**, W46×D70×H71-93 cm. Adjustable to different positions for flat or angled table top. Solid wood, a durable natural material.

White	801.500.95
Birch	303.345.17



**LERBERG trestle**, W60×D39×H70 cm. To be completed with a table top that is minimum 120 cm long.

White	501.650.03
Grey	801.307.76



**ODDVALD trestle**, W42×D70×H70 cm. Solid wood, a durable natural material.

Black	101.189.71
-------	------------

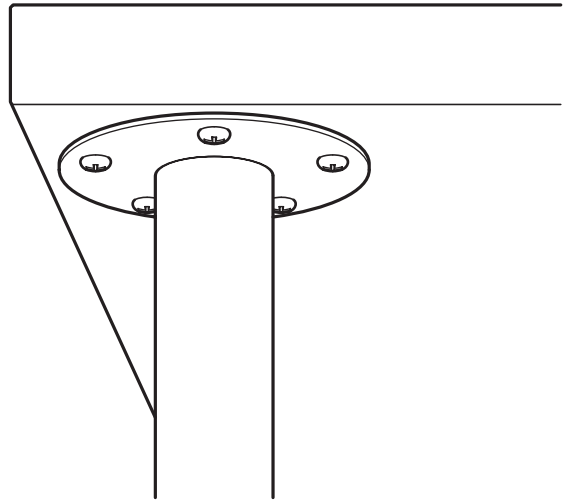
## Good to know

To make it easy for you to build your own desk, we've planned some things in advance.












### **Pre-drilled holes**








We have pre-drilled holes in all table tops, so it's easy for you to attach the legs. And we placed the holes close to the edge of the table top so you will have more room under the table, for your legs or a drawer unit. Screws for fixing the legs to the table top are included.

The trestles are extra stable, and don't even need to be attached to the table top. All this to make it easy to create the perfect table for you and your family!



# How to combine

	 ADILS 70 cm	 ALVARET 70 cm	 GODVIN 70 cm	 HILVER 70 cm	 KRILLE 70 cm	 LALLE 70 cm	 NIPEN 70 cm	 SJUNNE 70 cm	 GERTON 70-107 cm	 OLOV 60-90 cm	 TORSKLINT 70 cm
GLASHOLM 148×73 cm											
LINNMON 100×60 cm	●	●	●	●	●	●	●	●	●	●	●
LINNMON 120×60 cm	●	●	●	●	●	●	●	●	●	●	●
LINNMON 150×75 cm	●	●	●	●	●	●	●	●	●	●	●
LINNMON 200×60 cm*	●	●	●	●	●	●	●	●	●	●	●
LINNMON corner 120×120 cm	●	●	●	●	●	●	●	●	●	●	●
GERTON 140×70 cm	●	●	●	●	●	●	●	●	●	●	●
GERTON 155×75 cm	●	●	●	●	●	●	●	●	●	●	●
HILVER 140×65 cm	●	●	●	●	●	●	●	●	●	●	●
KLIMPEN 120×60 cm	●	●	●	●	●	●	●	●	●	●	●
KLIMPEN 150×75 cm	●	●	●	●	●	●	●	●	●	●	●
ÅMLIDEN 120×60 cm	●	●	●	●	●	●	●	●	●	●	●

	 ALEX 36×58×70 cm	 ALEX 36×58×70 cm	 KLIMPEN 33×58×70 cm	 KLIMPEN 58×33×70 cm	 FINNVARD 46×70×71-93 cm	 LERBERG 39×60×70 cm	 ODDVALD 42×70×70 cm
GLASHOLM 148×73 cm	●	●	●	●			●
LINNMON 100×60 cm	●	●	●	●			
LINNMON 120×60 cm	●	●	●	●		●	
LINNMON 150×75 cm	●	●	●	●	●	●	●
LINNMON 200×60 cm*	●	●	●	●		●	
LINNMON corner 120×120 cm							
GERTON 140×70 cm	●	●	●	●	●		●
GERTON 155×75 cm	●	●	●	●	●		●
HILVER 140×65 cm	●	●	●	●		●	
KLIMPEN 120×60 cm	●	●	●	●		●	
KLIMPEN 150×75 cm	●	●	●	●	●	●	●
ÅMLIDEN 120×60 cm						●	

\*Note! An extra leg is needed for stability.