

Buying guide

TÄNNFORSEN

Bathroom series

Design

Sarah Fager

Safety

Must be secured to the wall for a safe installation. Different wall materials require different types of fixing devices. Use fixing devices suitable for the walls in your home, sold separately.

If you are uncertain about the installation, contact a professional. The installation shall be made in accordance with valid local building and plumbing regulations.

Secure that the walls in your bathroom can support the weight of the wash-stand, and if not, then use legs.

Care and cleaning

Wipe furniture clean with a cloth dampened in water or a non abrasive detergent, then wipe dry with a clean cloth.

The wash-basin and mixer tap should be wiped clean with a cloth dampened in water or a non abrasive detergent.

Wash-basins in ceramic are resistant to most chemicals, except for strong acids and strong alkalis.

Wash-basins made of crushed marble should not come in contact with ammonia, acids, strong detergents, hair dye or chlorine.

10

The TÄNNFORSEN bathroom series has a 10-year guarantee. Read more in the guarantee brochure.



Timeless beautiful design

The TÄNNFORSEN family introduces timeless design combined with generous, modern comfort. Beautiful details and long-lasting quality make this graceful bathroom series a statement of your unique style. The crafted, traditional expression awaits the finishing touches with your personal choice of knobs, handles, countertop, wash-basin, mixer tap and legs.

The family comes in a selection of light, classic finishes. Cabinets with soft-closing doors and drawers hide cluttering accessories, while glass doors showcase your beautiful bottles and decorative baskets.

The included suspension rail makes it easier to mount the cabinet on the wall and the unique wedge dowels make assembly easy and the fittings nearly invisible.

TÄNNFORSEN furniture will withstand years of splashes and humidity and we guarantee it.

All the products (shown here) may not be available at the store. Please contact the staff or look at www.IKEA.com for more information. For more detailed product information, see the pricetag and the Internet. All units require assembly.



Content

How to plan	3
How to combine	4
How to choose.....	5
TÄNNFORSEN combinations.....	7
TÄNNFORSEN all parts.....	10
Other furniture.....	11
Accessories	12
Wash-basins and taps	12
Lighting	14
Services	15
Guidance/Shop at IKEA	15

How to plan

What do you want to store?

Start by thinking what storage needs do you have in your bathroom. Think of the activities that happen in your bathroom like laundry, shower, clean and care. How many people use the bathroom and when is the rush hour usually? Based on the activities and amount of people you can plan how many storage units that will best suit your needs.

Think about the wall space you have available for a wash-stand and wash-basin, since this is the centre of most bathroom activities. The TÄNNFORSEN series comprises wash-stands of different sizes, wall cabinet and high cabinet.

The drawers in TÄNNFORSEN wash-stand are smooth running and pull out fully so you can easily see and reach what's inside. Pull-out stops prevent the drawers from being pulled out too far and falling, which is especially practical if you have children.

All doors and drawers are equipped with soft closing function which makes the mornings and evenings quiet.

Fixed dividers that is perfect fit together with our organisers VISSLAÅN and BOLLÖSUND.

Choose the expression

After you have decided on the size of the wash-stand, you can choose between different colours and find the one that suits your style. The wash-stands need to be mounted to the wall, and you choose to have it with or without supporting legs.

Then you need to choose a wash-basin, where you can choose a single, double, semi-recessed or countertop wash-basin, depending on your needs and space. The wash-basins are made of ceramic or crushed marble. Ceramic wash-basins have a glazed finish and are easy to clean. They have excellent scratch resistance and are very durable. Crushed marble is comprised mainly of crushed minerals with binding agents. Crushed marble wash-basins are smooth, durable and easy to clean.

All integrated and semi-recessed wash-basins are sold without water trap, but there are combinations, to be found in this buying guide, created to make it easier for you to buy. The water trap comes with a flexible pipe and also with the possibility to connected both washing machine and dish-washer. A pop-up plug is always included with the integrated and semi-recessed wash-basins. All countertop wash-basins comes with the water trap included.

If you choose a semi-recessed or countertop wash-basin you need to combine the wash-stand with a countertop. IKEA countertops have been developed with special attention to quality, so they are water resistant, durable and will last a long time. They come in different sizes that match the wash-stands perfectly. Choose the look that suits you and your bathroom best.

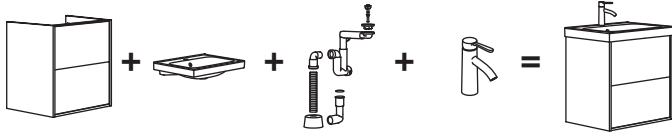
You can find a wide selection of wash-basin mixer taps at IKEA. Choose your tap based on function and design. All taps have a flow regulator that uses less water but ensures that the water flow feels the same. Most of our taps have a special function – a cold start function that helps you save energy.

Like putting ice on the cake - add knobs or handles to create the spot-on solution for your style and taste. The small details that makes a big difference.

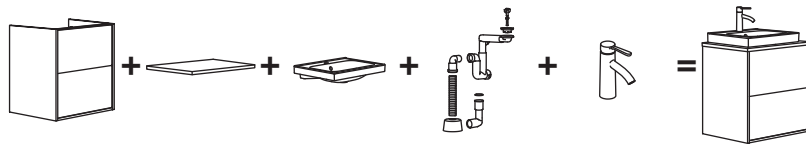
The last thing to decide is what to put above and around your wash-basin: mirror, mirror cabinet, high cabinet or wall cabinet. The combination possibilities are endless. Make your choice based on your bathroom storage needs, space and style.

How to combine

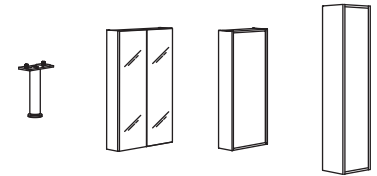
Here is a guide to explain how you can put together your very own TÄNNFORSEN bathroom solution.
For all the parts and pieces see page 10. If you want to browse our ready-made solutions just check [IKEA.com](https://www.ikea.com).




To build a wash-stand with interated wash-basin you need to have a wash-stand, wash-basin, water trap and tap.



To build a wash-stand with semi-recessed or countertop wash-basin* you need to have a wash-stand, countertop, wash-basin, water trap and tap



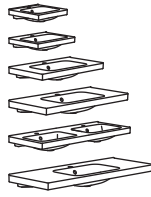
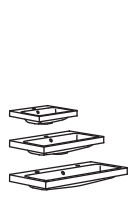
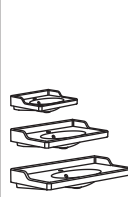
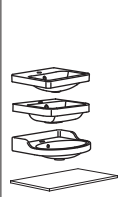














If you like the look of legs or are unsure how much weight your wall can hold, add legs at the front of each cabinet. Complete your bathroom solution with a mirror, mirror cabinet, wall cabinet or high cabinet – all according to your need.






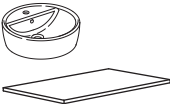
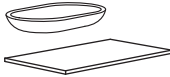

If you like the look of legs or are unsure how much weight your wall can hold, add legs at the front of each cabinet. Complete your bathroom solution with a mirror, mirror cabinet, wall cabinet or high cabinet – all according to your need.

*Countertop wash-basin have the water trap included.

How to choose wash-stand and wash-basin

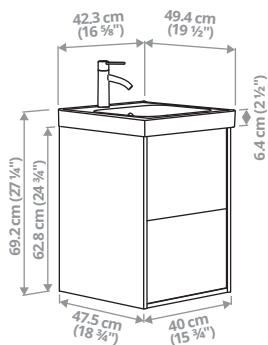
								
Wash-stand width	ORRSJÖN	BACKSJÖN	RUTSJÖN	ORRSJÖN/BACKSJÖN/ RUTSJÖN semi- recessed wash-basin + countertop	ORRSJÖN deep wash-basin	TÖRNVIKEN + countertop	OXMYREN + countertop	KATTEVIK + countertop
40 cm 	42.3×49.4 cm 105.450.67	—	—	—	—	—	—	—
60 cm 	62.3×49.4 cm 295.167.53	60.2×47.5 cm 995.167.59	62.1×49 cm 995.167.64	50 cm ORRSJÖN 095.169.14 BACKSJÖN 095.170.13 RUTSJÖN 295.170.26	62.4×49.4 cm 795.169.15	45 cm 902.915.18	55.6×35 cm 304.946.94	40 cm White 303.589.41
60 cm 	62.3×49.4 cm 295.167.53	60.2×47.5 cm 995.167.59	62.1×49 cm 995.167.64	50 cm ORRSJÖN 095.169.14 BACKSJÖN 095.170.13 RUTSJÖN 295.170.26	—	45 cm 902.915.18	55.6×35 cm 304.946.94	40 cm White 303.589.41
80 cm 	82.3×49.4 cm 095.167.54	80.2×47.5 cm 595.167.61	82.1×49 cm 695.167.65	50 cm ORRSJÖN 095.169.14 BACKSJÖN 095.170.13 RUTSJÖN 295.170.26	—	45 cm 902.915.18	55.6×35 cm 304.946.94	40 cm White 303.589.41
80 cm 	82.3×49.4 cm 095.167.54	80.2×47.5 cm 595.167.61	82.1×49 cm 695.167.65	50 cm ORRSJÖN 095.169.14 BACKSJÖN 095.170.13 RUTSJÖN 295.170.26	—	45 cm 902.915.18	55.6×35 cm 304.946.94	40 cm White 303.589.41
100 cm 	102.3×49.4 cm single 795.167.55 double 395.167.57	100.2×47.5 cm 395.167.62	102.1×49 cm 495.167.66	50 cm ORRSJÖN 095.169.14 BACKSJÖN 095.170.13 RUTSJÖN 295.170.26	—	45 cm 902.915.18	55.6×35 cm 304.946.94	40 cm White 303.589.41
120 cm 	122.3×49.4 cm single 595.167.56 double 195.167.58	120.2×47.5 cm 195.167.63	—	50 cm ORRSJÖN 095.169.14 BACKSJÖN 095.170.13 RUTSJÖN 295.170.26	—	45 cm 902.915.18	55.6×35 cm 304.946.94	40 cm White 303.589.41
120 cm 	122.3×49.4 cm double 195.167.58	120.2×47.5 cm 195.167.63	—	50 cm ORRSJÖN 095.169.14 BACKSJÖN 095.170.13 RUTSJÖN 295.170.26	—	45 cm 902.915.18	55.6×35 cm 304.946.94	40 cm White 303.589.41
120 cm 	122.3×49.4 cm double 195.167.58	120.2×47.5 cm 195.167.63	—	50 cm ORRSJÖN 095.169.14 BACKSJÖN 095.170.13 RUTSJÖN 295.170.26	—	45 cm 902.915.18	55.6×35 cm 304.946.94	40 cm White 303.589.41
120 cm 	122.3×49.4 cm double 195.167.58	120.2×47.5 cm 195.167.63	—	50 cm ORRSJÖN 095.169.14 BACKSJÖN 095.170.13 RUTSJÖN 295.170.26	—	45 cm 902.915.18	55.6×35 cm 304.946.94	40 cm White 303.589.41

How to choose countertop wash-basin and tap

	 Regular tap	 Tall tap
Semi-recessed and countertop wash-basin ORRSJÖN/BACKSJÖN/RUTSJÖN semi-recessed wash-basin + countertop 	805.321.08, 704.233.55, 305.325.25, 705.325.47, 105.326.92, 705.327.12, 405.327.23, 805.328.58, 905.328.72, 905.331.50, 604.003.21, 105.332.72	—
TÖRNVIKEN countertop wash-basin + countertop 	805.321.08, 704.233.55, 305.325.25, 705.325.47, 105.326.92, 705.327.12, 405.327.23, 805.328.58, 905.328.72, 905.331.50, 604.003.21, 105.332.72	—
OXMYREN countertop wash-basin + countertop 	—	605.320.91, 505.331.73
KATTEVIK countertop wash-basin + countertop 	—	605.320.91, 505.331.73

TÄNNFORSEN combinations

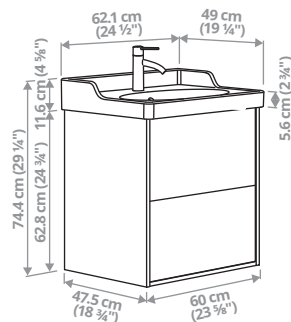
Width×Depth×Height. Knobs/handles are not included.



TÄNNFORSEN/ORRSJÖN wash-stand with drawers/wash-basin/tap, 42.3×49.4×69.2 cm.

This combo has 2 spacious drawers and room on the wash-basin for toothbrush and soap.

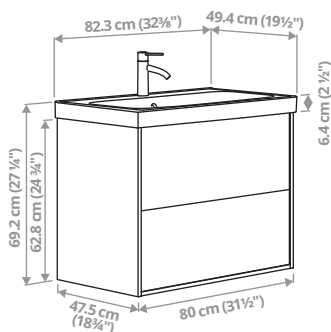
White 995.153.16



TÄNNFORSEN/RUTSJÖN wash-stand with drawers/wash-basin/tap, 62.1×49×74.4 cm.

This combo has 2 spacious drawers and raised backsplash to reinforce the traditional appeal.

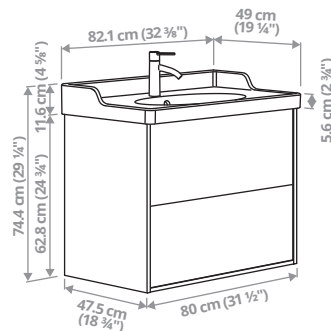
White 795.152.37



TÄNNFORSEN/ORRSJÖN wash-stand with drawers/wash-basin/tap, 82.3×49.4×69.2 cm.

This combo has 2 spacious drawers and room on the wash-basin for toothbrush and soap.

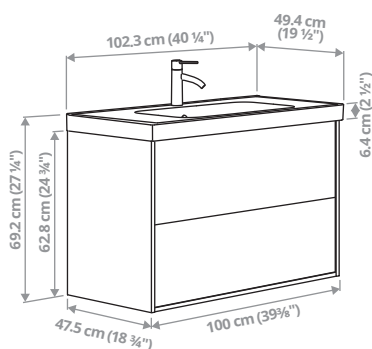
White 795.213.04



TÄNNFORSEN/RUTSJÖN wash-stand with drawers/wash-basin/tap, 82.1×49×74.4 cm.

This combo has 2 spacious drawers and raised backsplash to reinforce the traditional appeal.

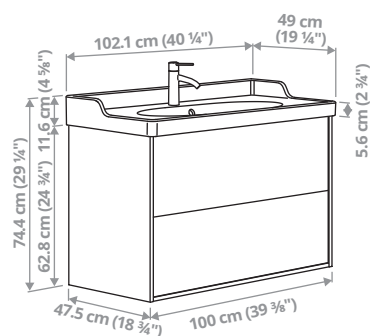
White 595.211.78



TÄNNFORSEN/ORRSJÖN wash-stand with drawers/wash-basin/tap, 102.3×49.4×69.2 cm.

This combo has 2 spacious drawers and room on the wash-basin for toothbrush and soap.

White 595.668.31



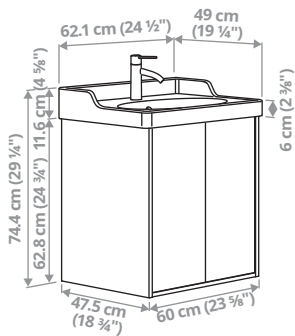
TÄNNFORSEN/RUTSJÖN wash-stand with drawers/wash-basin/tap, 102.1×49×74.4 cm.

This combo has 2 spacious drawers and raised backsplash to reinforce the traditional appeal.

White 895.668.44

TÄNNFORSEN combinations

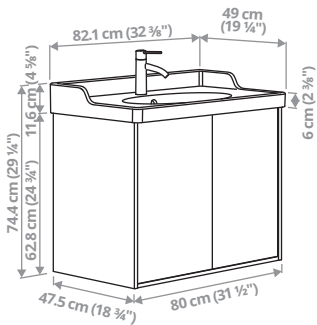
Width×Depth×Height. Knobs/handles are not included.



TÄNNFORSEN/RUTSJÖN wash-stand with doors/wash-basin/tap, 62.1×49×74.4 cm.

This combo offers closed storage and a raised backsplash to reinforce the traditional appeal.

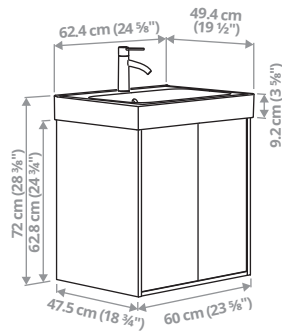
White	895.153.31
-------	------------



TÄNNFORSEN/RUTSJÖN wash-stand with doors/wash-basin/tap, 82.1×49×74.4 cm.

This combo offers closed storage and a raised backsplash to reinforce the traditional appeal.

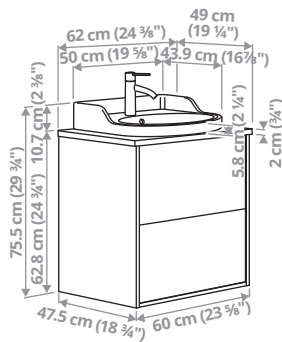
White	095.212.32
-------	------------



TÄNNFORSEN/ORRSJÖN wash-stand with doors/deep wash-basin/tap, 62.4×49.4×72 cm.

This combo offers closed storage and a deep wash-basin that prevents spilling on the floor.

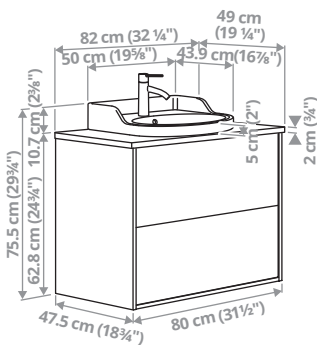
White	195.153.77
-------	------------



TÄNNFORSEN/RUTSJÖN wash-stand with drawers/wash-basin/tap, 62×49×75.5 cm.

This wash-stand with semi-recessed wash-basin and countertop creates a personal bathroom centrepiece with a crafted look.

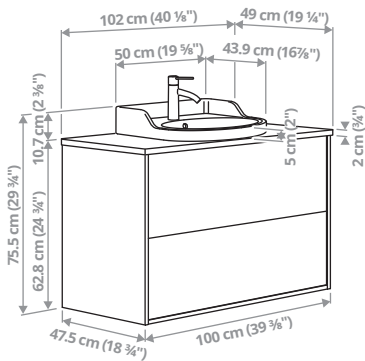
White/Black marble effect	095.223.78
White/White marble effect	895.154.87



TÄNNFORSEN/RUTSJÖN wash-stand with drawers/wash-basin/tap, 82×49×75.5 cm.

This wash-stand with semi-recessed wash-basin and countertop creates a personal bathroom centrepiece with a crafted look.

White/Black marble effect	795.227.04
White/White marble effect	795.227.18



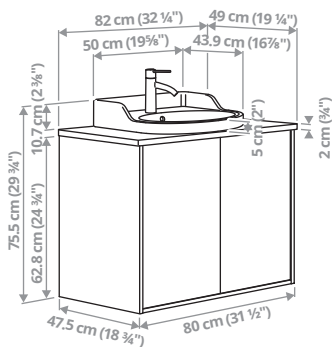
TÄNNFORSEN/RUTSJÖN wash-stand with drawers/wash-basin/tap, 102×49×75.5 cm.

This wash-stand with semi-recessed wash-basin and countertop creates a personal bathroom centrepiece with a crafted look.

White/Black marble effect	495.157.19
White/White marble effect	195.220.28

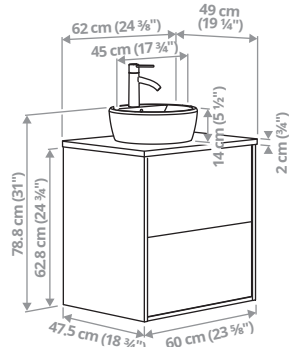
TÄNNFORSEN combinations

Width×Depth×Height. Knobs/handles are not included.



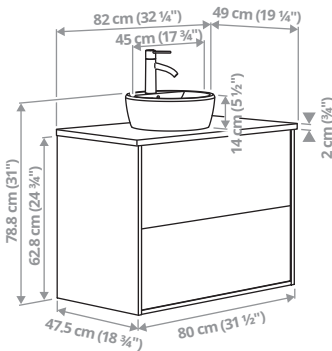
TÄNNFORSEN/RUTSJÖN wash-stand with doors/wash-basin/tap, 82×49×75.5 cm.

This wash-stand with doors, semi-recessed wash-basin and countertop creates a personal centrepiece with a crafted look.	
White/Black marble effect	395.674.74
White/White marble effect	895.674.81



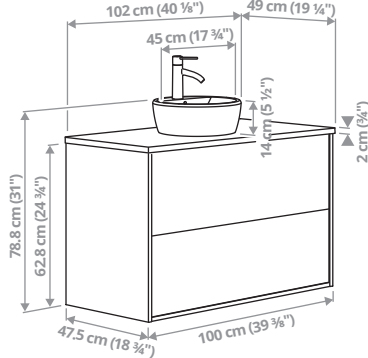
TÄNNFORSEN/TÖRNVIKEN wash-stand with drawers/wash-basin/tap, 62×49×78.8 cm.

This wash-stand with countertop and a round countertop wash-basin creates a personal bathroom centrepiece with a crafted look.	
White/Black marble effect	095.224.39
White/White marble effect	595.224.51



TÄNNFORSEN/TÖRNVIKEN wash-stand with drawers/wash-basin/tap, 82×49×78.8 cm.

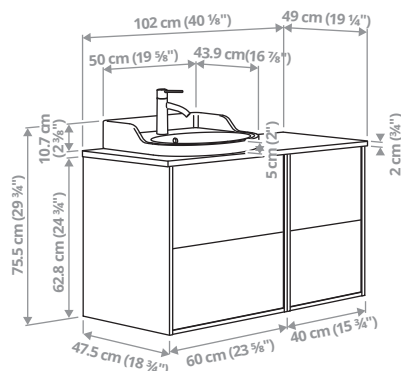
This wash-stand with countertop and a round countertop wash-basin creates a personal bathroom centrepiece with a crafted look.	
White/Black marble effect	095.156.03
White/White marble effect	295.217.35



TÄNNFORSEN/TÖRNVIKEN wash-stand with drawers/wash-basin/tap, 102×49×78.8 cm.

This wash-stand with countertop and a round countertop wash-basin creates a personal bathroom centrepiece with a crafted look.	
White/Black marble effect	395.220.46
White/White marble effect	995.220.53

TÄNNFORSEN combinations



TÄNNFORSEN/RUTSJÖN wash-stand/wash-basin/tap, 102×49×75.5 cm.

When you like to keep things organised and out of sight. Here are 4 drawers in 2 sizes for your personal care items. The countertop adds character and is ideal for having things handy while getting ready.

White/Black marble effect

695.437.35

TÄNNFORSEN all parts

Width×Depth×Height. Knobs/handles are not included. Hinges and drawers comes with integrated dampers.



TÄNNFORSEN wash-stand with doors, 60×47.5×62.8 cm. Closed storage with capacity for bulkier or taller items, like bottles and baskets, keeping them dust-free and out of sight. 2 legs can be added.

White

205.351.24



TÄNNFORSEN wash-stand with doors, 80×47.5×62.8 cm. Closed storage with capacity for bulkier or taller items, like bottles and baskets, keeping them dust-free and out of sight. 2 legs can be added.

White

605.351.22



TÄNNFORSEN wash-stand with drawers, 40×47.5×62.8 cm. Generous, full drawer storage capacity for all your essentials as piping is led through the back and not via a cut-out in the drawers. 2 legs can be added.

White

605.317.70



TÄNNFORSEN wash-stand with drawers, 60×47.5×62.8 cm. Generous, full drawer storage capacity for all your essentials as piping is led through the back and not via a cut-out in the drawers. 2 legs can be added.

White

005.351.15



TÄNNFORSEN wash-stand with drawers, 80×47.5×62.8 cm. Generous, full drawer storage capacity for all your essentials as piping is led through the back and not via a cut-out in the drawers. 2 legs can be added.

White

605.351.17



TÄNNFORSEN wash-stand with drawers, 100×47.5×62.8 cm. Generous, full drawer storage capacity for all your essentials as piping is led through the back and not via a cut-out in the drawers. 2 legs can be added.

White


805.351.16



TÄNNFORSEN high cabinet with door, 40×35×195 cm. Generous storage on a narrow space that keeps towels, blow dryer and other bathroom essentials dust-free and out of sight. 2 legs can be added.

White

905.351.11



TÄNNFORSEN wall cabinet with door, 40×15×95 cm. This shallow wall cabinet with adjustable shelves provides a good overview of all your things.

White

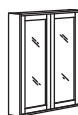
505.351.08



TÄNNFORSEN mirror cabinet with doors, 60×15×95 cm. This shallow mirror cabinet helps you get ready for the day ahead and takes up little space.

White

305.351.28



TÄNNFORSEN mirror cabinet with doors, 80×15×95 cm. This shallow mirror cabinet helps you get ready for the day ahead and takes up little space.

White

105.351.29



TÄNNFORSEN mirror cabinet with doors, 100×15×95 cm. This shallow mirror cabinet helps you get ready for the day ahead and takes up little space.

White

005.552.50

Other furniture

Width×Depth×Height. Hinges and drawers comes with integrated dampers.



HAGAÄN open cabinet, 40×47.5×32.8 cm. There is a concealed space for piping in the back of the cabinet.

Brown oak effect	405.355.28
Oak effect	405.355.14



FAXÄLVEN mirror with built-in lighting. Lighting all around the mirror and one light source on the mirror. Dimmable with RODRET wireless dimmer/power switch, sold separately.

80 cm	505.412.70
100 cm	905.441.82



HAGAÄN open cabinet, 40×47.5×32.8 cm. There is a concealed space for piping in the back of the cabinet. 2 legs can be added.

Brown oak effect	605.355.32
Oak effect	705.349.09



TOLKEN countertop, foil. Thickness 2 cm. Countertops in foil create a clean and modern look that also harmonises in more traditional bathrooms.

White marble effect

62×49 cm	503.546.97
82×49 cm	503.547.01
102×49 cm	803.546.86



HAGAÄN wall open cabinet, 40×15×95 cm. This shallow wall cabinet with shelves provides a good overview of all your things and puts often-used items within easy reach.

Brown oak effect	705.355.36
Oak effect	705.355.22

Black marble effect

62×49 cm	505.062.00
82×49 cm	305.061.97
102×49 cm	605.062.09



LETTAN mirror cabinet, 1 door, 40×15×95 cm. Mirrored door and sides on the inside and outside enable viewing from different angles.

Mirror	405.349.20
--------	------------

ÄLSKEN countertop, thick veneer. Thickness 2 cm. Countertops in thick veneer are made with a thick layer of wood veneer, each with unique grain patterns.

Bamboo

62×49 cm	105.551.17
82×49 cm	705.551.19
102×49 cm	205.551.12



LETTAN mirror cabinet, 2 doors. Mirrored door and sides on the inside and outside enable viewing from different angles.

60×15×95 cm	005.349.22
80×15×95 cm	805.349.23
100×15×95 cm	605.349.24



ALMAÄN legs, 2-pack. Adjustable height 12-21cm.

Stainless steel	205.349.16
-----------------	------------



LETTAN mirror. Fittings are adjustable in depth, give space for lighting cords. Can be hung horizontally or vertically.

40×95 cm	305.564.08
60×95 cm	805.564.01
80×95 cm	805.563.97
100×95 cm	605.563.41



ALMAÄN legs, 2-pack. Adjustable height 12-21cm.

Stainless steel/shiny	205.429.64
-----------------------	------------



FAXÄLVEN mirror cabinet with built-in lighting, 60×15×95 cm. Integrated lighting around the outside and the inside. Dimmable with RODRET wireless dimmer/power switch, sold separately.

Brown oak effect	895.167.07
Oak effect	095.167.11
White	295.167.10



FAXÄLVEN mirror cabinet with built-in lighting, 80×15×95 cm. Integrated lighting around the outside and the inside. Dimmable with RODRET wireless dimmer/power switch, sold separately.

Brown oak effect	695.167.08
Oak effect	895.167.12
White	695.167.13



FAXÄLVEN mirror cabinet with built-in lighting, 100×15×95 cm. Integrated lighting around the outside and the inside. Dimmable with RODRET wireless dimmer/power switch, sold separately.

Brown oak effect	405.449.81
Oak effect	495.167.14
White	195.167.15



FAXÄLVEN mirror with built-in lighting. Light inside the metal frame around the mirror. Dimmable with RODRET wireless dimmer/power switch, sold separately.

60×95 cm	795.167.03
80×95 cm	595.167.04

Accessories



BOLLÖSUND drawer organiser.

Beige	105.621.08
-------	------------



BOLLÖSUND drawer organiser, set of 4

Beige	505.621.06
-------	------------

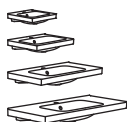


BOLLÖSUND toiletry bag.

Beige	605.621.15
-------	------------

Wash-basins

Width×Depth. RÄNNILEN water trap included.



ORRSJÖN wash-basin, white ceramic. Height 6.4 cm.

42.3×49.4 cm	495.167.52
--------------	------------

62.3×49.4 cm	295.167.53
--------------	------------

82.3×49.4 cm	095.167.54
--------------	------------

102.3×49.4 cm	795.167.55
---------------	------------



ORRSJÖN semi-recessed wash-basin, white ceramic. To be completed with a countertop. Height 6.2 cm.

50×43.9 cm	095.169.14
------------	------------



BACKSJÖN wash-basin, white crushed marble. Height 6 cm.

60.2×47.5 cm	995.167.59
--------------	------------

80.2×47.5 cm	595.167.61
--------------	------------



BACKSJÖN wash-basin, white crushed marble. 2 tap holes. Height 6 cm.

100.2×47.5 cm	395.167.62
---------------	------------



BACKSJÖN semi-recessed wash-basin, white crushed marble. To be completed with a countertop. Height 6 cm.

50×43 cm	095.170.13
----------	------------



RUTSJÖN wash-basin, white ceramic. Height 11.6 cm.

62.1×49 cm	995.167.64
------------	------------

82.1×49 cm	695.167.65
------------	------------

102.1×49 cm	495.167.66
-------------	------------



RUTSJÖN semi-recessed wash-basin, white ceramic. To be completed with a countertop. Height 10.7 cm.

50×43.9 cm	295.170.26
------------	------------



TÖRNVIKEN countertop wash-basin, white ceramic. To be completed with a countertop. Height 14 cm.

45 cm	902.915.18
-------	------------



OXMYREN countertop wash-basin, dark grey glass. To be completed with a countertop and a tall tap. Height 12 cm.

55.6×35 cm	304.946.94
------------	------------



KATTEVIK countertop wash-basin, white crushed marble. To be completed with a countertop and a tall tap. Ø40 cm, height 15 cm.

White	303.589.41
-------	------------

Taps



SALJEN wash-basin tap, plastic. Height 12 cm

Black	604.003.21
-------	------------



PILKÅN wash-basin tap, brass. Height 10 cm.

Chrome-plated	805.328.58
---------------	------------




ENSEN wash-basin tap, brass. Height 12 cm.

Chrome-plated	705.325.47
---------------	------------



DALSKÅR wash-basin tap, brass. Height 18 cm.

Chrome-plated	305.325.25
---------------	------------



LUNDSKÅR wash-basin tap, brass. Height 25 cm.

Black	405.327.23
-------	------------



BROGRUND wash-basin tap, brass. Height 17 cm.

Chrome-plated	805.321.08
---------------	------------



BROGRUND wash-basin tap with sensor, brass. Height 13 cm.

Chrome-plated	704.233.55
---------------	------------



BROGRUND wash-basin tap, tall. Brass. Height 28 cm.

Chrome-plated	605.320.91
---------------	------------



RUNSKÅR wash-basin tap, brass. Height 10 cm.

Brass	905.328.72
Chrome-plated	905.331.50




HAMNSKÅR wash-basin tap, brass. Height 19 cm.

Black	105.326.92
Chrome-plated	705.327.12



VOXNAN wash-basin tap, brass. Height 18 cm.

Chrome-plated	105.332.72
---------------	------------



VOXNAN wash-basin tap, tall. Brass. Height 30 cm.

Chrome-plated	105.331.73
---------------	------------

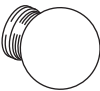
Lighting for TÄNNFORSEN

Ceiling, wall and cabinet lighting



FRIHULT ceiling lamp. The glass shade provides balanced general lighting throughout the room. Light bulb sold separately. IKEA recommends LED bulb E14 chandelier opal white.

Stainless steel	104.164.09
Black	704.315.48



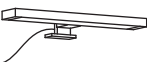
FRIHULT ceiling/wall lamp. The glass shade provides balanced general lighting throughout the room. Light bulb sold separately. IKEA recommends LED bulb E14 chandelier opal white.

Stainless steel	204.315.60
Black	704.315.53



FRIHULT wall lamp. A versatile lamp that can be mounted facing upwards or downwards, on its own above the mirror or as a pair with one on each side. Light bulb sold separately. IKEA recommends LED bulb E14 chandelier opal white.

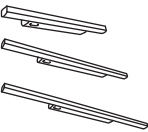
Stainless steel	404.316.01
Black	804.315.62



VÄTHULT LED cabinet/mirror light, aluminium-colour.

350 mm	404.675.48
--------	------------

Drawer lighting



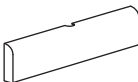
STÖTTA LED lighting strip battery-operated. Built-in LED. The light switches on and off automatically when you open or close the drawer so no energy is wasted. Batteries are sold separately; 4 pcs AA required (2 pcs for the 32 cm LED lighting strip). IKEA recommends LADDA rechargeable batteries.

32 cm	103.600.87
52 cm	503.600.90
72 cm	903.600.93



RODRET Wireless dimmer/power switch, smart.

White	805.597.96
-------	------------



SILVERGLANS driver, 30W, wireless control, approved for bathroom.

White	104.747.72
-------	------------

Services

We offer a range of services to help you with everything from putting it together to getting it home. Of course, the more you do yourself, the lower the price will be. And the more we do for you, the more you can sit back and relax!

Delivery service

Add our delivery service to your total cost regardless of whether you're shopping online or in your local store. We can deliver the same day/next day within the store delivery area. And, we don't just stop at your front door, we deliver all the way to your room of choice.

Assembly service

We assemble your IKEA furniture in your home following the assembly instructions. The assembly service includes a free 1-year guarantee on workmanship, and disposal of all packaging in an environmentally friendly way.

It's ok to change your mind

You have 365 days to return your purchase. Keep your receipt safe to make returns easier. You're free to change your mind. Return unused items in their original packaging within 365 days together with proof of purchase for a full refund.

Guidance

Enjoy fast and easy guidance on the way to your new IKEA kitchen. Below you find brochures and tools that will assist you in every step of the journey. All materials are available at your local IKEA store or online at [IKEA.com](https://www.ikea.com).

Bathroom brochure

A brochure full of inspirational pictures of bathrooms in all styles and sizes. Here you'll find everything from full-sized bathrooms to all those little extras that make everyday life in the bathroom easier and more fun.

Bathroom installation guide

Our bathroom installation guide gives you tips and step-by-step instructions on how to install your bathroom on your own. Just remember, you can do it all by yourself, but you don't have to.

IKEA.co.uk

On our webpage you'll find lots of inspiration and ideas to get the most out of your TÄNNFORSEN bathroom, whether it's a new one or an old that you want to freshen up. Plus, here you'll find all products that you can imagine to personalise and create the bathroom of your dreams.

IKEA Home Planner

Create your TÄNNFORSEN bathroom from the ground up in a 3D environment where you will get a price for every unit and for the complete bathroom. You can print out drawings and product lists at home, or save them to the IKEA web site. At your local IKEA store, you can discuss your design with one of our bathroom experts for further advice and support. Learn more at [IKEA.com](https://www.ikea.com). Enjoy fast and easy guidance on the way to your new IKEA Bathroom. Below you find brochures and tools that will assist you in every step of the journey. All materials are available at your local IKEA store or online at [IKEA.com](https://www.ikea.com).

Shop at IKEA



IKEA online
For more information about
Shop at IKEA visit [IKEA.com](https://www.ikea.com)



Visit the IKEA store:
For opening hours and directions to
your nearest IKEA store, visit our web-
site at [IKEA.com](https://www.ikea.com)