

VIDGA

Curtain and panel hanging system

Design

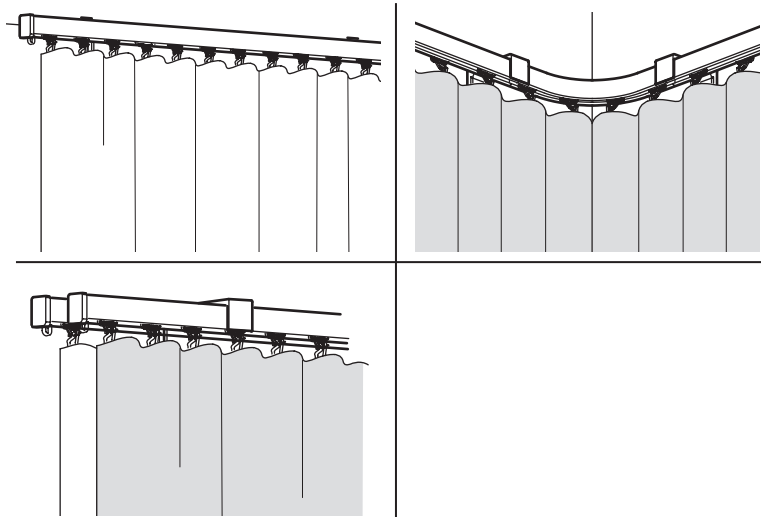
David Wahl

Good to know

Make sure you measure your window accurately before you start to plan. Follow the tips in this guide.

Features

"Twist and click", no more dozens of screws.
Aluminium – sturdy, durable and light-weight.



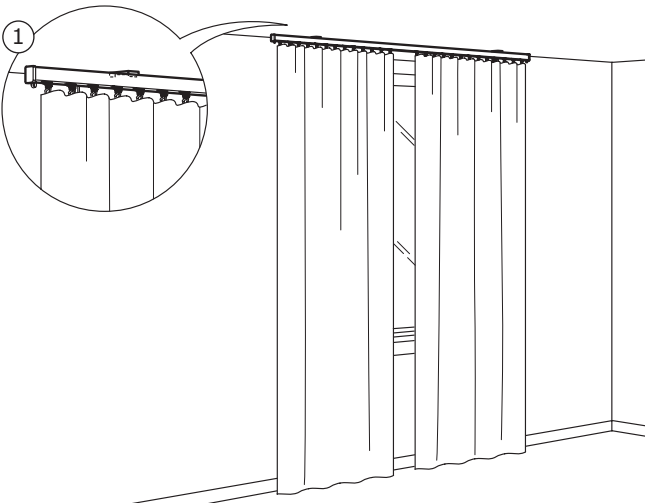
Hangs in every way

VIDGA curtain hanging system gives you lots of possibilities to hang curtains. Hang them in front of windows and alcoves, or use them as room dividers, sliding doors or around a bed. If you hang curtains in layers you can not only combine colours, patterns and materials in your own personal way, but also be able to dampen sound, adjust light and control temperature in the room more effectively. You can connect several track rails together to create one long track rail, or shorten them to the desired length with a hacksaw. Mount the track rail to walls or ceilings using VIDGA wall or ceiling fittings or use VIDGA corner pieces to mount track rails around corners.

Combinations

With a few components, we create solutions for many people – that’s the idea of VIDGA. On the following pages you will find some examples to inspire you to build your dream window solutions.

Single-layer



1. One VIDGA single track rail 140 cm mounted to the ceiling. The curtains are attached using VIDGA glider and hook.

Shopping list

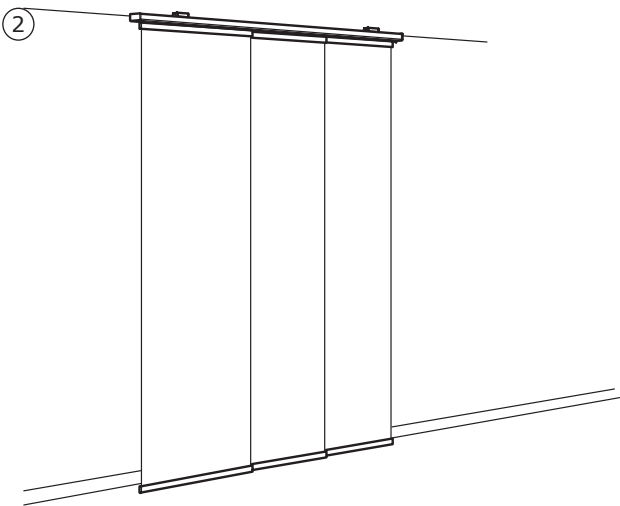
VIDGA single track rail, 140 cm, including ceiling fittings, white	204.929.16	1 pc
VIDGA glider/hook, white, 24-p	204.830.02	1 pk

If you'd like to **double the width of the combination***, follow the shopping list below:



VIDGA single track rail, 140 cm, including ceiling fittings, white	204.929.16	2 pcs
VIDGA glider/hook, white, 24-p	204.830.02	2 pks

You can switch to wall fittings in 6 cm or 12 cm for a wall mounted solution. Wall fittings sold separately.



2. One VIDGA triple track rail 140 cm mounted to the ceiling. Three VIDGA panel curtain holders are used to attach three panel curtains to the tracks. This combination can be used to cover a window or an open storage solution, or as a room divider.

Shopping list

VIDGA triple track rail, 140 cm, included ceiling fittings, white	704.928.86	1 pc
VIDGA panel curtain holder, 60 cm, white	504.830.05	3 pks

If you'd like to **double the width of the combination***, follow the shopping list below:



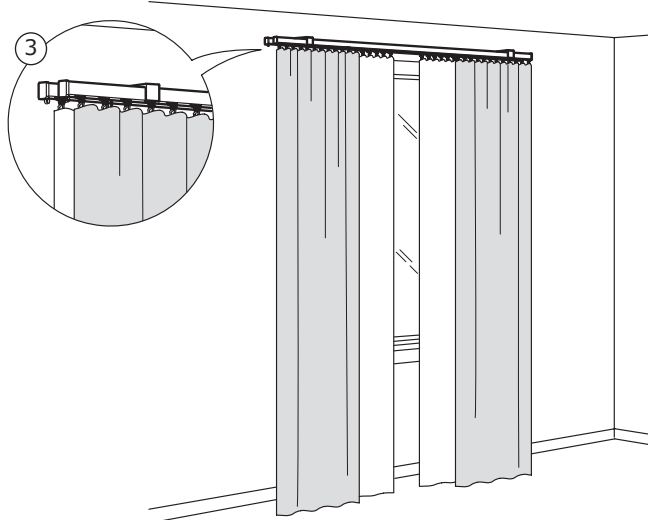
VIDGA triple track rail, 140 cm, included ceiling fittings, white	704.928.86	2 pcs
VIDGA panel curtain holder, 60 cm, white	504.830.05	6 pks

You can switch to wall fittings in 6 cm or 12 cm for a wall mounted solution. Wall fittings sold separately.

* You can build even wider combinations and cut the rail to your measurements.

Combinations

Double-layer

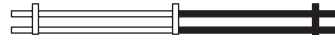


3. Two VIDGA single track rails, both 140 cm wide, mounted to the long wall fittings in parallel. By using two layers of curtains, you will have privacy day and night – close the sheer curtains in the day and the outer curtains for the night.

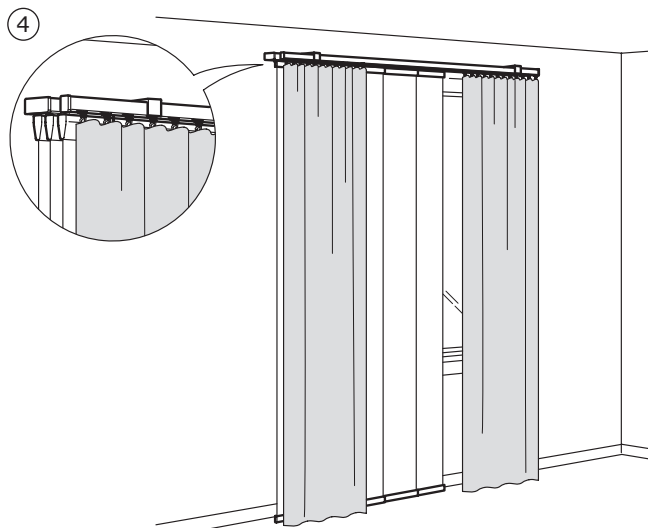
Shopping list

VIDGA single track rail, 140 cm, including ceiling fittings, white	204.929.16	2 pcs
VIDGA glider/hook, white, 24-p	204.830.02	2 pks
VIDGA wall fitting, 12 cm, white	702.991.48	2 pks

If you'd like to **double the width of the combination***, follow the shopping list below:



VIDGA single track rail, 140 cm, including ceiling fittings, white	204.929.16	4 pcs
VIDGA glider/hook, white, 24-p	204.830.02	4 pks
VIDGA wall fitting, 12 cm, white	702.991.48	3 pks



4. One VIDGA triple track rail and one single track rail, both 140 cm wide, mounted to the long wall fittings in parallel. By using panel curtains and curtains in layers you can combine colours, patterns and materials in your own personal way.

Shopping list

VIDGA wall fittings, 12 cm, white	702.991.48	2 pcs
VIDGA triple track rail, 140 cm, included ceiling fittings, white	704.928.86	1 pc
VIDGA single track rail, 140 cm, including ceiling fittings, white	204.929.16	1 pc
VIDGA glider/hook, white, 24-p	204.830.02	1 pk
VIDGA panel curtain holder, 60 cm, white	504.830.05	3 pks

If you'd like to **double the width of the combination***, follow the shopping list below:

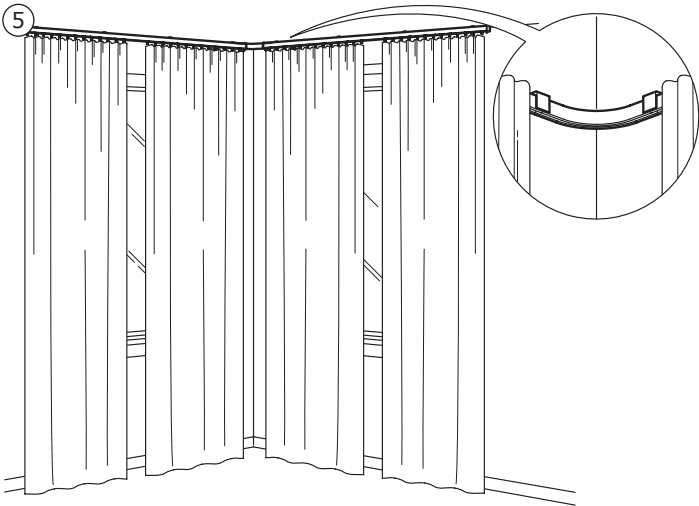


VIDGA wall fittings, 12 cm, white	702.991.48	3 pcs
VIDGA triple track rail, 140 cm, included ceiling fittings, white	704.928.86	2 pcs
VIDGA single track rail, 140 cm, including ceiling fittings, white	204.929.16	2 pcs
VIDGA glider/hook, white, 24-p	204.830.02	2 pks
VIDGA panel curtain holder, 60 cm, white	504.830.05	6 pks

* You can build even wider combinations and cut the rail to your measurements.

Combinations

Corner solutions

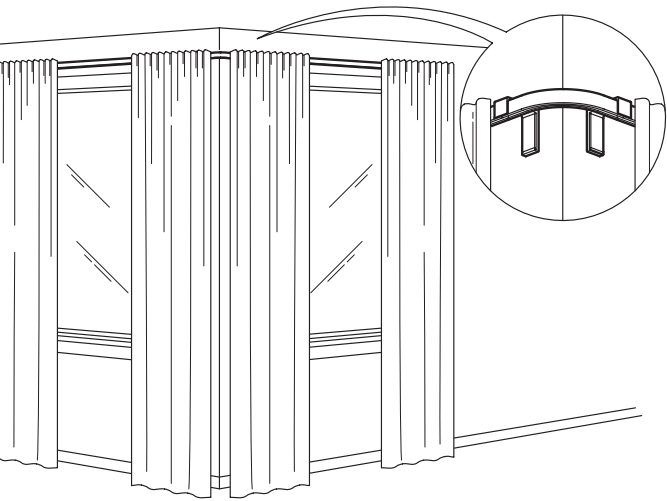


Inside corner. You can switch to wall fittings in 6 cm or 12 cm for a wall mounted solution. Wall fittings sold separately.

5. Two single track rails, both 140 cm wide, joined at the corner with a corner piece and mounted to the ceiling. Now you can pull the curtains around the corner. Same products work for either of the scenarios.

Shopping list*

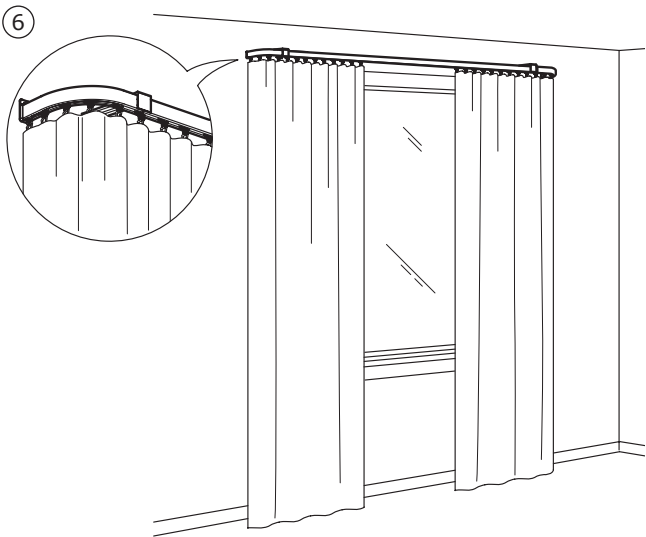
VIDGA single track rail, 140 cm, including ceiling fittings, white	204.929.16	2 pcs
VIDGA corner piece single track, including ceiling fittings, white	304.983.81	1 pc
VIDGA glider/hook, white, 24-p	204.830.02	2 pks



Outside corner. You can switch to wall fittings in 6 cm for a wall mounted solution. Wall fittings sold separately.

* You can build even wider combinations and cut the rail to your measurements.

Combinations



6. One VIDGA single track rail 140 cm mounted to the wall. With a corner piece on each side you can pull the curtains all the way to the wall to keep the light completely out.

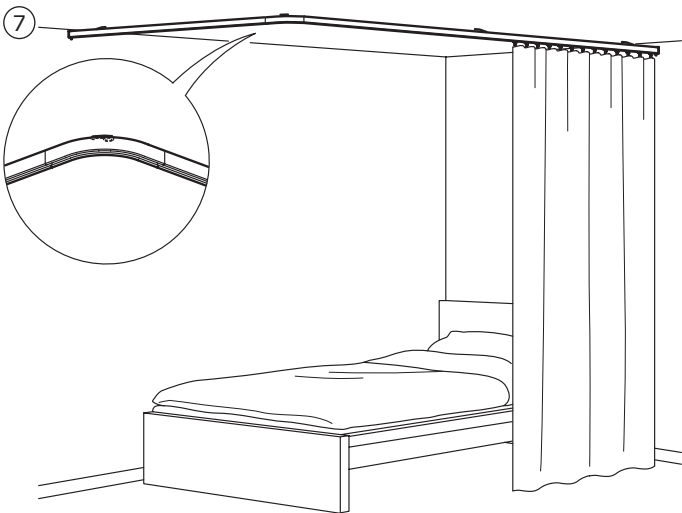
Shopping list

VIDGA wall fittings, 12 cm, white	702.991.48	2 pcs
VIDGA single track rail, 140 cm, including ceiling fittings, white	204.929.16	1 pc
VIDGA corner piece single track, including ceiling fittings, white	304.983.81	2 pcs
VIDGA glider/hook, white, 24-p	204.830.02	1 pk

If you'd like to **double the width of the combination***, follow the shopping list below:



VIDGA wall fittings, 12 cm, white	702.991.48	3 pcs
VIDGA single track rail, 140 cm, including ceiling fittings, white	204.929.16	2 pcs
VIDGA corner piece single track, including ceiling fittings, white	304.983.81	2 pcs
VIDGA glider/hook, white, 24-p	204.830.02	2 pks



7. Three VIDGA single track rails, all 140 cm wide, are connected and mounted to the ceiling. Curtains around the bed create a cosy, private corner.


Shopping list*

VIDGA single track rail, 140 cm, including ceiling fittings, white	204.929.16	3 pcs
VIDGA corner piece single track, including ceiling fittings, white	304.983.81	1 pc
VIDGA glider/hook, white, 24-p	204.830.02	2 pks


* You can build even wider combinations and cut the rail to your measurements.

How to plan

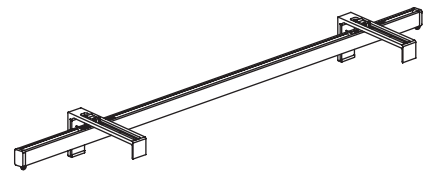
Planning is never easy, but getting to know VIDGA is. You start with 1 rail and 2 fittings.



Ceiling fittings (included) allow you to mount the rail to the ceiling – a great solution if you would like to hang the curtains away from a sticking-out window sill.



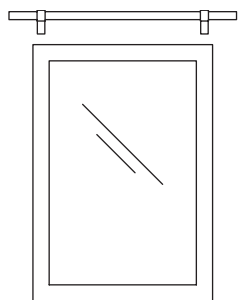
Short wall fitting (sold separately) allows you to hang the curtains very close to the wall so the light doesn't sneak in from the sides.



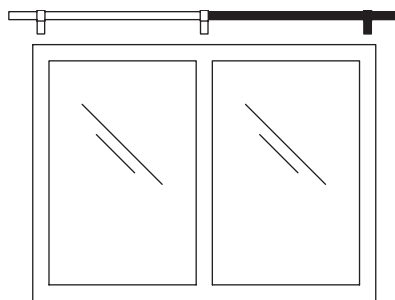
Long wall fittings (sold separately) can hold multiple parallel rails to so you can hang layers of curtains.

Single track rail works well with curtains.
Like panel curtains more? Triple track rail will fit your needs.

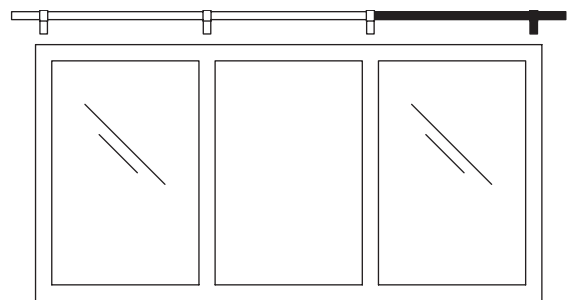
Got a wider window? We have a solution for you.



1 rail and 2 fittings to start with.



Add 1 rail and 1 fitting (the same as you chose before).

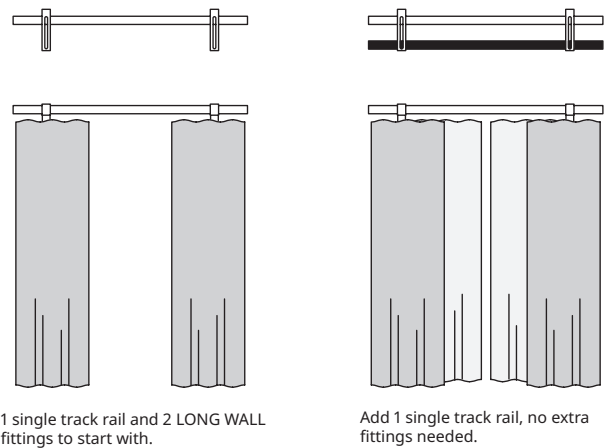


Still not long enough? Add another rail and another fitting (the same as you chose before).

Your window measurements are slightly smaller? You can also cut the rail with a hacksaw to your desired width.

How to plan

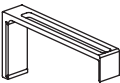
Want a solution to hang two layers of curtains? Or even three? The long wall fitting enables you to do just that.



Single track rail works well with curtains.
Like panel curtains more? Triple track rail will fit your needs.

Your window measurements are slightly smaller? You can also cut the rail with a hacksaw to your desired width.

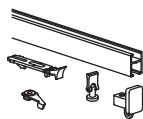
Parts and prices



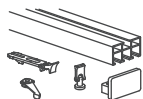
VIDGA wall fitting, 12 cm, white.
702.991.48



VIDGA wall fitting, 6 cm, white.
102.991.51



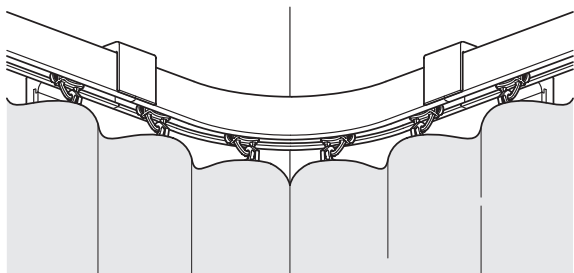
VIDGA single track rail, 140 cm, including ceiling fittings, white.
204.929.16



VIDGA triple track rail, 140 cm, including ceiling fittings, white.
704.928.86

How to plan

Join the rails at a corner.



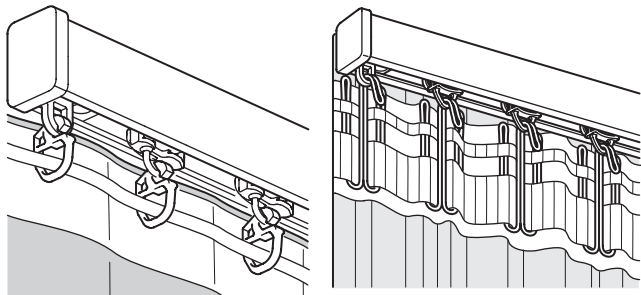
Parts and prices



VIDGA corner piece, single track, including ceiling fittings, white.

304.983.81

Hang curtains with glider and hook.



Parts and prices



VIDGA glider and hook, white, 24 pack.

204.830.02

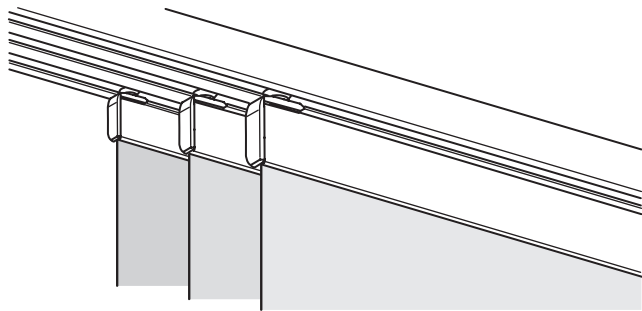


RIKTIG curtain hook.

20 pack

402.122.03

Hang panels with panel curtain holder.



Parts and prices

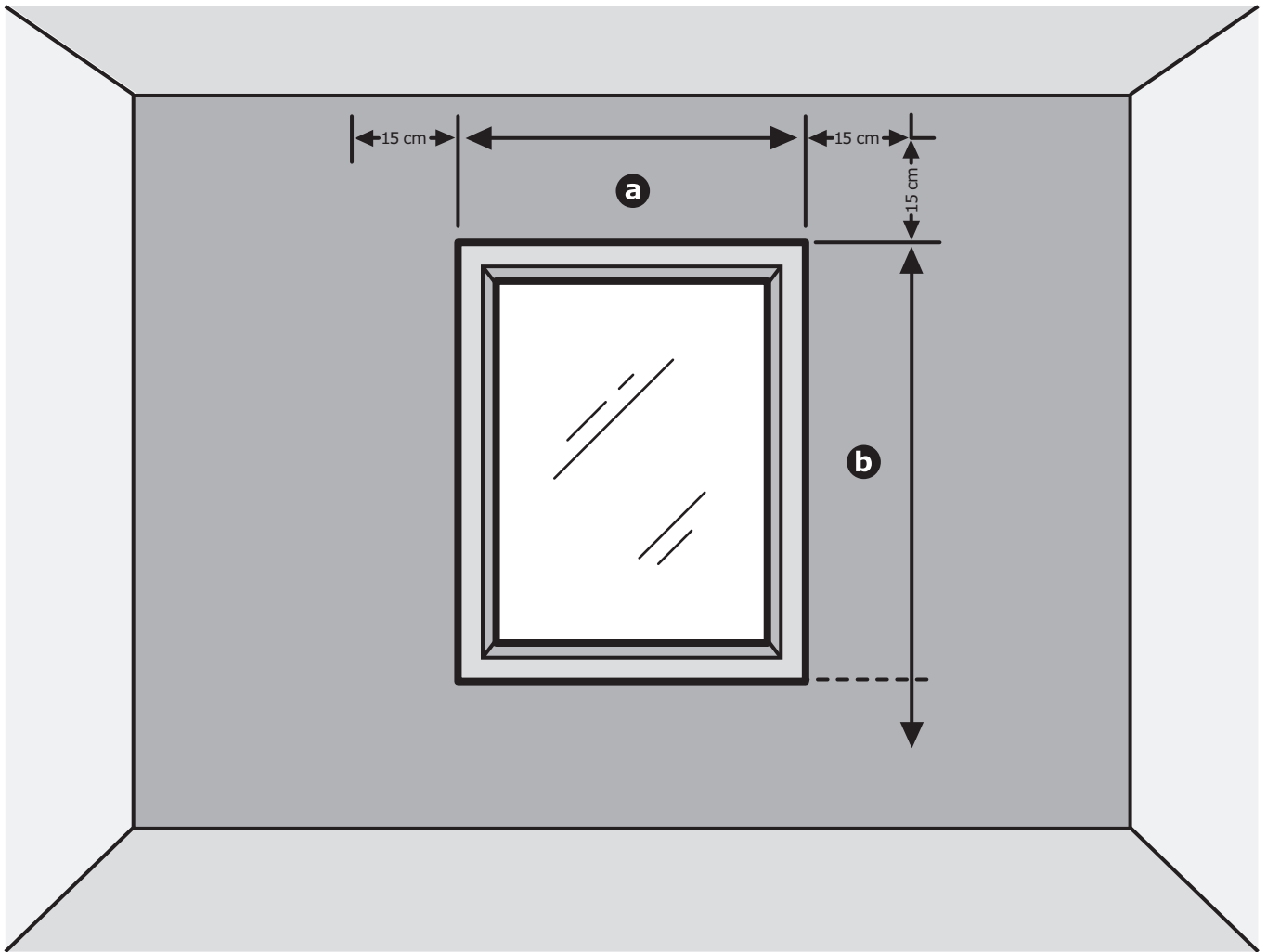


VIDGA panel curtain holder, 60 cm, white.

504.830.05



How to measure your window



Start by taking the measurements of your window.

1. The width.

This determines the width of your curtain rod or track rail.

Measure the width of the window. **a**

Add at least 15 cm on each side to the measurement **a** to allow the curtains to cover the window properly and open completely.

2. The height.

This determines the length of your curtains or panel curtains.




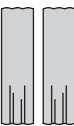
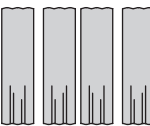
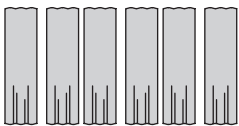

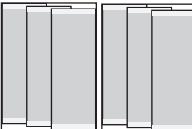
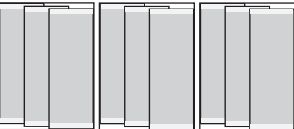
Measure from the top of the window frame and stop where you want your curtains or panel curtains to end. **b**

As a rule of thumb, add 15 cm to the measurement **b**.

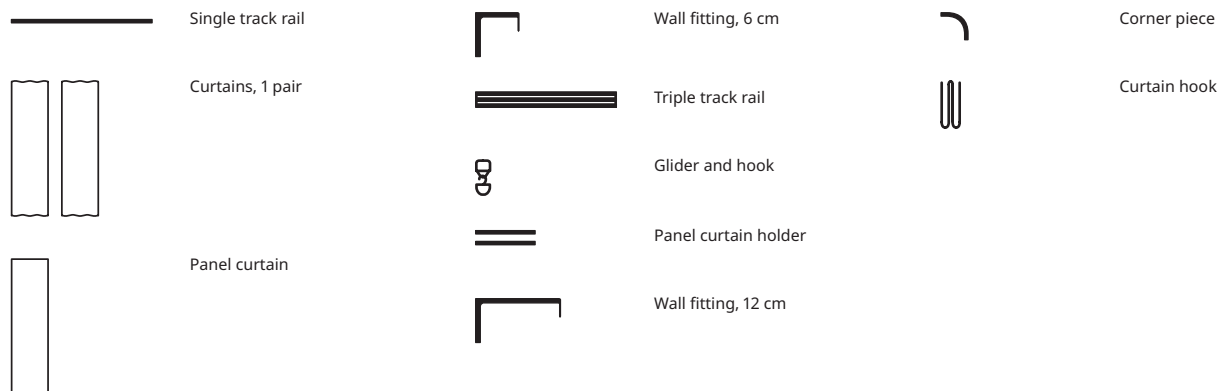
Mount the curtain rod or rack rail 15 cm above the window frame.

Add a few centimetres to allow any shrinkage of the curtains after washing.

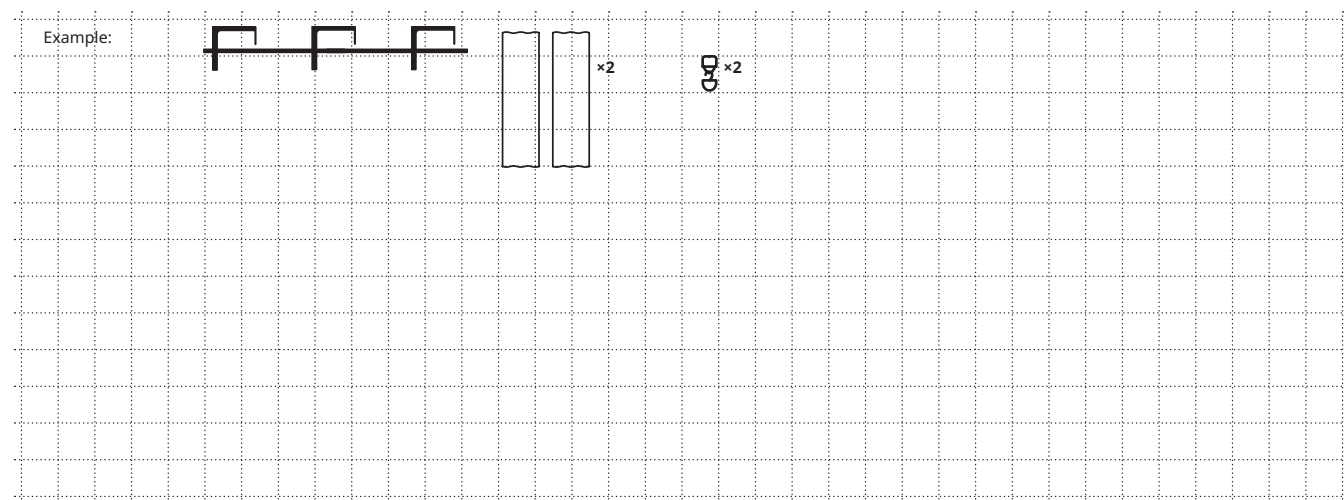
Number of curtains and accessories

	The width of the track you need		
			
	< 140 cm	140-280 cm	280-420 cm
Hang curtains with single track rail .			
Number of products			
Curtains, 1 pair	1 pk (2 pcs)	2 pks (4 pcs)	3 pks (6 pcs)
Glider and hook	1 pk (24 pcs)	2 pks (48 pcs)	3 pks (72 pcs)
Optional: if you want to pleat the curtains, add: Curtain hook	1 pk (20 pcs)	2 pks (40 pcs)	3 pks (60 pcs)
Hang panel curtains with triple track rail .			
Number of products			
Panel curtain	3 pcs	6 pcs	9 pcs
Panel curtain holder	3 pks	6 pks	9 pks

Pick out what you need



Make a simple drawing.



Fill in the quantities you need.

Product	Item number	Quantity
VIDGA wall fittings, 6 cm, white	102.991.51	pieces
VIDGA wall fittings, 12 cm, white	702.991.48	pieces
VIDGA single track rail, 140 cm including ceiling fittings, white	204.929.16	pieces
VIDGA triple track rail, 140 cm including ceiling fittings, white	704.928.86	pieces
VIDGA corner piece, single track including ceiling fittings, white	304.983.81	pieces
Choose the curtain you like. All sold by pair.		packages
VIDGA glider/hook, 24-p	204.830.02	packages
RIKTIG curtain hook 20 pack optional: if you want to pleat the curtains.	402.122.03	packages
Choose the panel curtains you like.		pieces
VIDGA panel curtain holder, 60 cm, white	504.830.05	packages

