

# PAX & KOMPLEMENT

## Wardrobe system

### Safety

This furniture must be fixed to the wall. Different wall materials require different types of fixing devices. Use fixing devices suitable for the walls in your home, sold separately.

### Assembly

Minimum ceiling heights required:

Hinged doors:

202 cm and 237 cm.

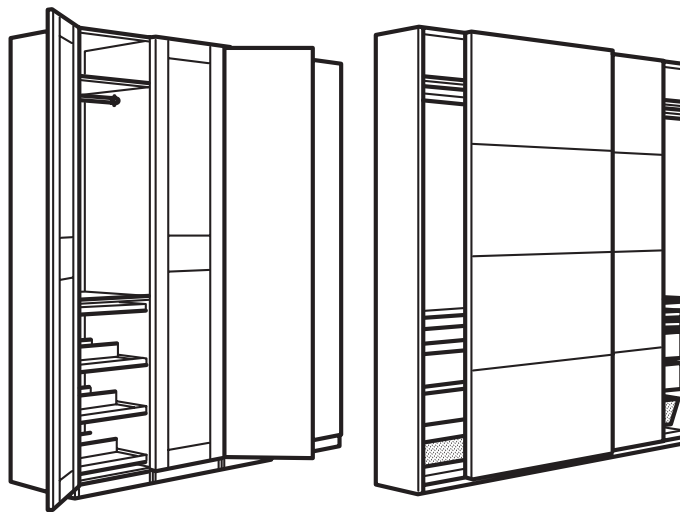
Sliding doors:

205 cm and 240 cm.

IMPORTANT: 2 persons are required to assemble this furniture safely.

10

The PAX Wardrobe system has a 10-year guarantee. Read more in the guarantee brochure.



### Create your own wardrobe

By combining frames and doors from the PAX series with items from the KOMPLEMENT series of interior organisers, you can create exactly the wardrobe you need. Or you can choose one of our suggested storage solutions and add or remove interior organisers as you wish. Whatever you choose, the result is a wardrobe to suit both your home and your clothes.

### Use our planning tools

You can create your wardrobe in the planner found in the PAX area of the store or in the comfort of your own home. Just visit the bedroom section of the IKEA website, go to the PAX planner and start making a wardrobe uniquely designed for you – by you.

[www.IKEA.com](http://www.IKEA.com)

### Do it yourself or let us help

You might well be able to do everything yourself, but you don't have to! Let us help make your wardrobe dream a reality with our service offers like picking, home delivery, assembly, financing and more. Read more at [www.IKEA.com](http://www.IKEA.com) or at the end of this brochure.

# Choose your wardrobe

We have a wide range of PAX/KOMPLEMENT combinations to choose from which you can find in the store or on our website at [www.IKEA.com](http://www.IKEA.com). If you don't find a pre-designed solution that you like, you can use our PAX planner to create the perfect solution that suits your needs and taste.

Begin by looking through the ready-made combinations on the web or in the planner gallery and choose one that inspires you. You will then have a pre-designed combination to start from that you can customise to your needs. You can, for example, change the size and the colour of the wardrobe, or the interior organisers.

You can also use the planner to design your own unique PAX/KOMPLEMENT combination from scratch. There are 3 simple steps to follow when choosing your wardrobe solution.

- 1. Choose frames.** Consider how much space you have available in your room. It's important to know the maximum height and width of your new wardrobe. Remember, you can also make the most of unused space with corner units.
- 2. Pick your style.** What colour do you want your wardrobe to be? We can offer a wide selection selection of doors in different colours.


**3. Choose interior organisers.** Think through your day-to-day needs. Do you have a lot of shoes? Then a pull out tray with shoe inserts could be a good option for you. Or perhaps you have a lot of trousers? Then a trouser hanger will come in handy. If you keep your summer and winter clothes in the same place, deep baskets will store your clothes neatly away.

Once you have decided on the interior organisers, it's time to add the finishing touches. Complete your new wardrobe with your choice of boxes and inserts from our extensive range of interior accessories. And for a really great result, don't forget the integrated lighting! Simple to install and makes it so much easier for you to find the right outfit.

The PAX planner helps you to calculate the price of your wardrobe and allows you to print or save a product list that you can bring to the store or use to buy online.

The planner can be found in the wardrobe area of the store or in the comfort of your own home. Just visit the wardrobe department on the IKEA website and go to the PAX wardrobe planner: [www.IKEA.com/gb/en/planners](http://www.IKEA.com/gb/en/planners)

## Good to know measurements



Hard to know how much space your clothes will take? Here's a useful guide of a few measurements and generic clothes sizes that could come in handy when planning your wardrobe.

1. Plan 19 cm to fit HEMMAFIXARE storage boxes.
2. Plan appr. 100 cm for coats.
3. Plan appr. 80 cm for blouses.
4. Short dresses needs appr. 120 cm.
5. Really long garments might need up to 190 cm.
6. Plan 33 cm for a pull-out shoe shelf.
7. Plan appr. 28 cm to fit a HEMMAFIXARE storage box.
8. Plan appr. 25 cm for 10 folded t-shirts.
9. Plan appr. 30 cm for 10 pairs of folded sweaters.
10. Plan appr. 60–70 cm for hanging trousers.

# Frames

Width×Depth×Height

10

The PAX Wardrobe system has a 10-year guarantee. Read more in the guarantee brochure.

Choose frames in the height, width and depth that suits your home. You can choose between 201 and 236 cm high frames, a depth of 35 or 58 cm and a width of 50, 75 and 100 cm. Available colors for each size are listed below.

## Depth 35 cm, height 201 cm



### Wardrobe frame 50×35×201 cm.

White	602.145.69
White stained oak effect	502.734.13
Dark grey	905.092.30



### Wardrobe frame 75×35×201 cm.

White	402.119.77
White stained oak effect	602.734.17
Dark grey	405.092.37



### Wardrobe frame 100×35×201 cm.

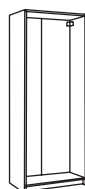
White	902.145.63
White stained oak effect	302.734.09
Dark grey	205.092.24

## Depth 35 cm, height 236 cm




### Wardrobe frame 50×35×236 cm.

White	402.145.65
White stained oak effect	002.734.15
Dark grey	105.092.34



### Wardrobe frame 75×35×236 cm.

White	802.074.93
White stained oak effect	202.734.19
Dark grey	605.092.41



### Wardrobe frame 100×35×236 cm.

White	002.145.72
White stained oak effect	902.734.11
Dark grey	505.092.27

## Depth 58 cm, height 201 cm



### Wardrobe frame 50×58×201 cm.

White	702.145.59
White stained oak effect	202.017.24
Grey-beige	904.582.16
Dark grey	505.091.28



### Wardrobe frame 75×58×201 cm.


White	702.145.64
White stained oak effect	902.017.25
Grey-beige	004.582.30
Dark grey	005.091.35



### Wardrobe frame 100×58×201 cm.

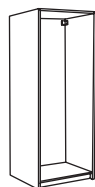
White	202.145.66
White stained oak effect	402.017.23
Grey-beige	904.582.02
Dark grey	805.091.22

## Depth 58 cm, height 236 cm



### Wardrobe frame 50×58×236 cm.

White	802.145.68
White stained oak effect	901.839.91
Grey-beige	104.582.20
Dark grey	705.091.32



### Wardrobe frame 75×58×236 cm.

White	202.145.71
White stained oak effect	501.839.93
Grey-beige	204.582.34
Dark grey	405.091.38



### Wardrobe frame 100×58×236 cm.

White	502.145.60
White stained oak effect	301.839.89
Grey-beige	004.582.06
Dark grey	105.091.25

# Create a corner solution

10

The PAX Wardrobe system has a 10-year guarantee. Read more in the guarantee brochure.

With this add-on unit for corner frame, you can also make use of the corners when building your wardrobe. It fits all frames in the PAX wardrobe system, so all you need to do is combine the add-on unit with the frame that suits your space best. No matter which depth or height you choose for your add-on unit, 4 adjustable shelves are always included. You can also complete

with 35 cm deep interior organisers from the KOMPLEMENT series to create exactly the wardrobe you've dreamed of.

## Depth 35 cm, height 201 cm



**Add-on unit for corner, 53×35×201 cm.**

White	403.469.38
White-stained oak effect	603.469.56
Dark grey	705.151.14

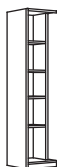
## Depth 35 cm, height 236 cm



**Add-on unit for corner, 53×35×236 cm.**

White	803.469.41
White-stained oak effect	003.469.64
Dark grey	205.151.16

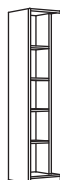
## Depth 58 cm, height 201 cm



**Add-on unit for corner, 53×58×201 cm.**

White	703.469.32
White-stained oak effect	203.469.58
Grey-beige	505.151.10
Dark grey	605.151.19

## Depth 58 cm, height 236 cm



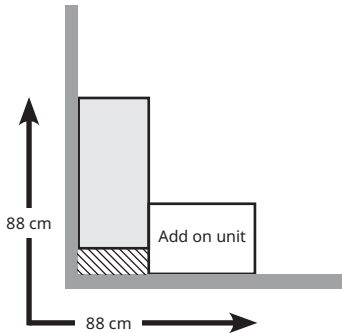
**Add-on unit for corner, 53×58×236 cm.**

White	303.469.34
White-stained oak effect	803.469.60
Grey-beige	105.151.12
Dark grey	205.151.21

# How to build

Here you can see how the add-on unit for corner frame can be used with other frames. The examples shown here are combinations that work together with hinged doors. For open storage

solutions, there are even more possibilities – please see more at [www.ikea.com](http://www.ikea.com) or ask a co-worker at your nearest IKEA store.



35 cm deep add-on unit for corner with one 75×35 cm frame.

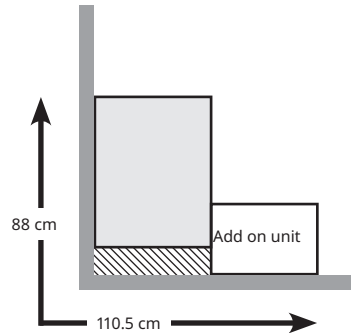
## Suggestion of interior organisers to use in this combination

### Standard frame 75×35 cm:

Clothes rail 75×35 cm.  
Shelf 75×35 cm.

### Add-on unit for corner:

KOMPLEMENT interior organisers 35 cm depth.



35 cm deep add-on unit for corner with one 75×58 cm frame.

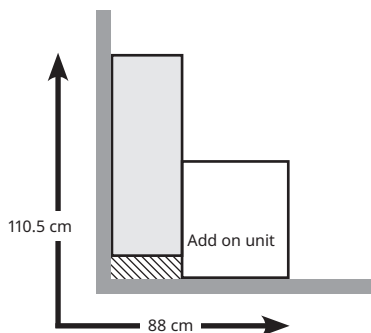
## Suggestion of interior organisers to use in this combination

### Standard frame 75×58 cm:

Clothes rail 75×58 cm.  
Shelf 75×58 cm.

### Add-on unit for corner:

KOMPLEMENT interior organisers 35 cm depth.



58 cm deep add-on unit for corner with one 100×35 cm frame.

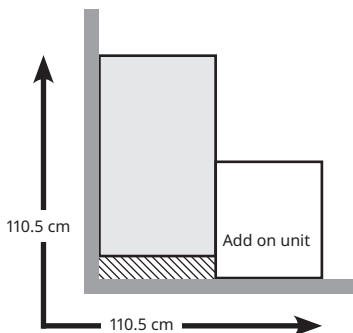
## Suggestion of interior organisers to use in this combination

### Standard frame 100×35 cm:

Clothes rail 100×35 cm.  
Shelf 100×35 cm.  
Divider for frame 50cm with your choice of KOMPLEMENT interior.

### Add-on unit for corner:

KOMPLEMENT interior organisers 35 cm depth.  
Clothes rail 50×58 cm (turn the fitting around).



58 cm deep add-on unit for corner with one 100×58 cm frame.

## Suggestion of interior organisers to use in this combination

### Standard frame 100×58 cm:

Clothes rail 100×58 cm.  
Shelf 100×58 cm.  
Divider for frame 50cm with your choice of KOMPLEMENT interiors.

### Add-on unit for corner:

KOMPLEMENT interior organisers 35 cm depth.  
Clothes rail 50×58 cm (turn the fitting around).

# Hinged doors

Handles and knobs are sold separately except where noted. See our complete range of knobs and handles in the store or at [IKEA.com](https://www.ikea.com)

10

The PAX Wardrobe system has a 10-year guarantee. Read more in the guarantee brochure.

All available hinged doors are listed below. Remember to pick up one 3-pack of KOMPLEMENT hinges for each 195 cm tall door, and one 4-pack of KOMPLEMENT hinges for each 229 cm

tall door. The soft closing hinges catches the door and close it slowly, silently and softly.



## BERGSBO door.

### White

50×195 cm	202.074.10
50×229 cm	301.604.07

### White stained oak effect

50×195 cm	604.730.15
50×229 cm	904.730.14

### Grey-beige

50×195 cm	905.109.45
50×229 cm	505.109.47

### Dark grey

50×195 cm	605.109.37
50×229 cm	205.109.39



## BERGSBO door.

### White/frosted glass

50×195 cm	702.074.03
50×229 cm	501.604.06



## VIKEDAL door, handle included.

### Mirror

25×195 cm	403.011.24
25×229 cm	103.011.25
50×195 cm	700.233.19
50×229 cm	300.233.21



## ÅHEIM door.

### Mirror glass

25×195 cm	204.148.29
25×229 cm	004.148.30
50×195 cm	803.319.30
50×229 cm	804.100.55



## GRIMO door.

### White

50×195 cm	403.434.64
50×229 cm	903.434.66

### Dark blue

50×195 cm	504.806.48
50×229 cm	104.806.50

### Grey

50×195 cm	204.351.86
50×229 cm	804.351.88



## FARDAL door.

### High-gloss white

50×195 cm	901.905.24
50×229 cm	801.905.29
25×195 cm	703.446.26
25×229 cm	503.446.27

### High-gloss dark beige

50×195 cm	403.306.21
50×229 cm	303.306.07

### High-gloss light grey-blue

50×195 cm	204.730.36
50×229 cm	104.730.32

### High-gloss light grey

50×195 cm	603.306.20
50×229 cm	503.306.06



## VIKANES door, integrated handle.

### White

50×195 cm	703.115.60
50×229 cm	503.115.61



## TYSSEDAL door.

### White

50×195 cm	902.981.24
50×229 cm	402.981.26

### Grey

50×195 cm	104.585.50
50×229 cm	804.491.14



## TYSSEDAL door.

### White/glass

50×195 cm	203.291.95
50×229 cm	803.291.97



## TYSSEDAL mirror door.

50×195 cm	004.522.47
50×229 cm	004.491.13



## FORSAND door.

### White

25×195 cm	204.236.02
25×229 cm	804.236.04
50×195 cm	604.423.83
50×229 cm	104.423.85

### White stained oak effect

25×195 cm	004.848.80
25×229 cm	804.848.81
50×195 cm	604.349.67
50×229 cm	304.349.64

### Grey-beige

50×195 cm	905.109.26
50×229 cm	905.109.31

### Dark grey

50×195 cm	405.109.24
50×229 cm	505.109.28



## MISTUDDEN door.

### Grey/patterned

50×195 cm	005.685.49
50×229 cm	805.685.50

# Hinged doors



## REINSVOLL door.

### Grey-beige

50×195 cm	004.731.41
50×229 cm	604.731.38



## TONSTAD doors.

### Brown stained oak veneer

50×195 cm	005.102.52
50×229 cm	305.102.55

### Brown stained oak veneer glass

50×195 cm	705.525.02
50×229 cm	105.525.00

### Oak veneer

50×195 cm	505.102.59
50×229 cm	905.102.62

### Oak veneer glass

50×195 cm	905.525.01
50×229 cm	505.525.03



## FLISBERGET door.

### Light beige

50×195 cm	003.447.43
50×229 cm	603.447.35



## KOMPLEMENT soft closing hinge.

For doors with a height of 195 cm.

3-pack	002.145.05
--------	------------

For doors with a height of 229 cm.

4-pack	302.145.04
--------	------------



## KOMPLEMENT soft closing hinge for add on corner unit.

For doors with a height of 195 cm.

6-pack	103.684.89
--------	------------

For doors with a height of 229 cm.

8-pack	503.684.92
--------	------------

# Handles

The handles below are developed specially to fit doors for PAX wardrobes.



## KALLRÖR handle, stainless steel, 1-p.

165 cm	504.046.64
210 cm	204.046.65



## BILLSBRO handle, white, 1 pack.

188 cm	003.343.05
222 cm	203.343.09



## BILLSBRO handle, stainless steel, 1 pack.

188 cm	303.235.98
222 cm	103.235.99

You can find even more knobs and handles to choose from at [www.IKEA.com](http://www.IKEA.com)


# Sliding doors

10

The PAX Wardrobe system has a 10-year guarantee. Read more in the guarantee brochure.

The sliding doors are sold in pairs. The size and price refers to the total measurement of the two doors together.

The soft opening and closing device is integrated into the rail for all sliding doors. It catches the running doors and makes sure they open and close slowly, silently and softly.



**HASVIK pair of sliding doors.** The soft open/closing mechanism is integrated into the rail.

## White

150×201 cm	105.215.37
200×201 cm	705.215.39
150×236 cm	905.215.38
200×236 cm	305.215.41

## High-gloss white

150×201 cm	605.215.49
200×201 cm	605.215.54
150×236 cm	005.215.52
200×236 cm	905.215.57

## White stained oak effect

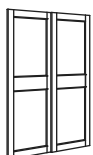
150×201 cm	705.215.58
200×201 cm	705.215.63
150×236 cm	305.215.60
200×236 cm	205.215.65

## Grey-beige

150×201 cm	205.109.58
200×201 cm	805.109.60
150×236 cm	405.109.62
200×236 cm	005.109.64

## Dark grey

150×201 cm	905.109.50
200×201 cm	105.109.54
150×236 cm	505.109.52
200×236 cm	605.109.56



**GRIMO pair of sliding doors, white.** The soft open/closing mechanism is integrated into the rail.

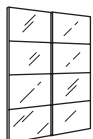
150×201 cm	205.215.27
200×201 cm	205.215.32
150×236 cm	805.215.29
200×236 cm	805.215.34



**SVARTISDAL white paper effect, pair of sliding doors.** NOTE: The door is divided into three packages. Please use a picking list to ensure you collect one door frame and two packages of door panels. The soft open/closing mechanism is integrated into the rail.

## White paper effect with aluminium metal frame

150×201 cm	294.397.88
200×201 cm	294.397.93
150×236 cm	894.397.90
200×236 cm	794.397.95



**BJÖRNÖYA grey tinted effect, pair of sliding doors.** NOTE: The door is divided into three packages. Please use a picking list to ensure you collect one door frame and two packages of door panels. The soft open/closing mechanism is integrated into the rail.

## Grey tinted effect with aluminium metal frame

150×201 cm	894.396.86
200×201 cm	894.396.91
150×236 cm	494.396.88
200×236 cm	494.396.93



**TJÖRHOM white, pair of sliding doors.** NOTE: The door is divided into three packages. Please use a picking list to ensure you collect one door frame and two packages of door panels. The soft open/closing mechanism is integrated into the rail.

## White with white metal frame

150×201 cm	194.397.98
200×201 cm	994.398.03
150×236 cm	594.398.00
200×236 cm	494.398.05



**AULI mirror, pair of sliding doors.** NOTE: The door is divided into three packages. Please use a picking list to ensure you collect one door frame and two packages of door panels. The soft open/closing mechanism is integrated into the rail.

## Mirror with aluminium metal frame

150×201 cm	395.602.79
200×201 cm	595.602.83
150×236 cm	995.602.81
200×236 cm	095.602.85



**AULI/FÄRVIK mirror/glass, pair of sliding doors.** NOTE: The door is divided into three packages. Please use a picking list to ensure you collect one door frame and two packages of door panels. The soft open/closing mechanism is integrated into the rail.

## Mirror/white with white metal frame

150×236 cm	295.602.89
200×236 cm	695.602.92



**HOKKSUND high-gloss, pair of sliding doors.** NOTE: The door is divided into three packages. Please use a picking list to ensure you collect one door frame and two packages of door panels. The soft open/closing mechanism is integrated into the rail.

## Light grey with aluminium metal frame

150×201 cm	094.397.08
200×201 cm	094.397.13
150×236 cm	694.397.10
200×236 cm	594.397.15



**MEHAMN double sided, pair of sliding doors.** NOTE: The door is divided into three packages. Please use a picking list to ensure you collect one door frame and two packages of door panels. The soft open/closing mechanism is integrated into the rail.


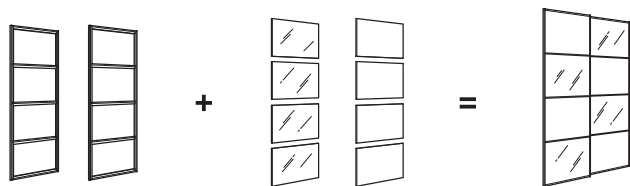

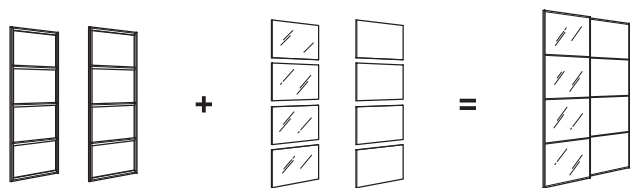
## White/white stained oak with aluminium metal frame

150×201 cm	794.397.62
200×201 cm	594.397.77
150×236 cm	094.397.70
200×236 cm	894.397.85

## Light blue/light green with aluminium metal frame

150×201 cm	195.485.42
200×201 cm	795.485.44
150×236 cm	995.485.43
200×236 cm	495.485.45

# Create your own sliding door



You can also choose your own combination of metal frames and panels for your sliding doors. The metal frame is available in white, black and aluminium and the panels come in a variety of materials and colours. Choose one frame and two packages of panels for each sliding door.

You will find all sliding door frames and panels on our website [www.IKEA.com](http://www.IKEA.com)

You can also create your own sliding door in the PAX planning tool or contact staff at the PAX area in the store for more info.

# Interior organisers

10

The PAX Wardrobe system has a 10-year guarantee. Read more in the guarantee brochure.

Organise all your shoes, ties, bed linen, lingerie, scarves, trousers, handbags, shoes, jewellery etc. The KOMPLEMENT range perfectly matches the different doors and frames in the PAX series.

## Fits 35 cm deep frames

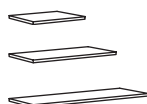


### KOMPLEMENT clothes rail.

<b>50×35 cm</b>	
White	504.464.52
White stained oak effect	704.464.70
Dark grey	905.094.66

<b>75×35 cm</b>	
White	804.464.55
White stained oak effect	104.464.73
Dark grey	305.094.69

<b>100×35 cm</b>	
White	104.464.49
White stained oak effect	304.464.67
Dark grey	605.094.63



### KOMPLEMENT shelf.

<b>For 50×35 cm</b>	
White	402.779.92
White stained oak	802.735.05
Dark grey	205.094.55

<b>For 75×35 cm</b>	
White	702.779.95
White stained oak effect	502.735.02
Dark grey	605.094.58

<b>For 100×35 cm</b>	
White	002.779.89
White stained oak effect	102.735.04
Dark grey	905.094.52

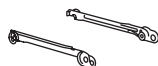


**KOMPLEMENT mesh basket** To be completed with KOMPLEMENT pull-out rail for basket 35 cm. Sold separately.

<b>50×35 cm</b>	
Dark grey	402.573.00
White	002.573.02

<b>75×35 cm</b>	
Dark grey	702.573.08
White	102.573.11

<b>100×35 cm</b>	
Dark grey	302.572.92
White	902.572.94



<b>KOMPLEMENT pull-out rail for basket 35 cm, 2-p.</b>	
Dark grey	902.632.33
White	602.632.44

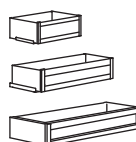


### KOMPLEMENT drawer.

<b>50×35 cm</b>	
White	302.467.22
White stained oak effect	202.728.39
Dark grey	105.095.02

<b>75×35 cm</b>	
White	702.467.44
White stained oak effect	802.728.41
Dark grey	405.095.05

<b>100×35 cm</b>	
White	702.467.58
White stained oak effect	602.728.37
Dark grey	005.094.99

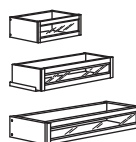


### KOMPLEMENT drawer with framed front.

<b>50×35 cm.</b>	
White	804.465.92
Dark grey	205.095.25

<b>75×35 cm</b>	
White	104.465.95
Dark grey	805.095.27

<b>100×35 cm</b>	
White	404.465.89
Dark grey	705.095.23



### KOMPLEMENT drawer with framed glass front

<b>50×35 cm.</b>	
White	204.470.14

<b>75×35 cm</b>	
White	504.470.17

<b>100×35 cm</b>	
White	804.470.11



### KOMPLEMENT pull-out tray.

<b>50×35 cm</b>	
White	50433987
White stained oak effect	404.375.80
Dark grey	105.094.89

<b>75×35 cm</b>	
White	904.339.90
White stained oak effect	804.375.83
Dark grey	505.094.92

<b>100×35 cm</b>	
White	204.339.84
White stained oak effect	004.375.77
Dark grey	705.094.86

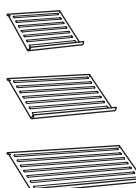


### KOMPLEMENT pull-out trouser hanger.

<b>50×35 cm</b>	
White	804.465.49
White stained oak effect	204.464.96
<b>Dark grey</b>	<b>605.094.77</b>

<b>75×35 cm</b>	
White	204.465.52
White stained oak effect	604.464.99
Dark grey	805.094.81

<b>100×35 cm</b>	
White	604.465.45
White stained oak effect	904.464.93
Dark grey	505.094.73



### KOMPLEMENT shoe shelf.

<b>50×35 cm</b>	
Dark grey	002.572.55
White	602.572.57

<b>75×35 cm</b>	
Dark grey	202.572.59
White	802.572.61

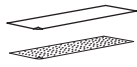
<b>100×35 cm</b>	
Dark grey	902.572.51
White	502.572.53



### KOMPLEMENT valet hanger, 17×5 cm.

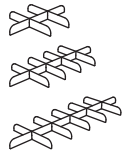
Dark grey	602.571.82
White	702.569.31

# Interior organisers



**KOMPLEMENT drawer mat** 90×30 cm. Easy to cut to the desired size.

Light grey	304.339.93
------------	------------



**KOMPLEMENT divider for pull-out tray, felt.**  
**50×35 cm**

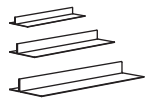
Light grey	504.675.62
------------	------------

**75×35 cm**

Light grey	804.675.65
------------	------------

**100×35 cm**

Light grey	104.675.59
------------	------------



**KOMPLEMENT shoe insert for pull-out tray, felt.**  
**50×35 cm**

Light grey	504.465.60
------------	------------

**75×35 cm**

Light grey	904.465.63
------------	------------

**100×35 cm**

Light grey	104.465.57
------------	------------

**KOMPLEMENT pull-out multi-use hanger** 35 cm.

Dark grey	702.571.86
-----------	------------

White	302.569.09
-------	------------

## Fits 58 cm deep frames



**KOMPLEMENT clothes rail.**  
**50 cm**

Dark grey	402.569.42
-----------	------------

White	902.568.93
-------	------------

**75 cm**

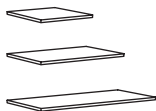
Dark grey	002.569.44
-----------	------------

White	402.568.95
-------	------------

**100 cm**

Dark grey	802.569.40
-----------	------------

White	302.568.91
-------	------------



**KOMPLEMENT shelf.**  
**For 50×58 cm**

White	302.779.59
-------	------------

White stained oak effect	702.779.81
--------------------------	------------

Grey-beige	605.090.43
------------	------------

Dark grey	905.091.45
-----------	------------

**For 75×58 cm**

White	902.779.61
-------	------------

White stained oak effect	502.779.77
--------------------------	------------

Grey-beige	705.090.47
------------	------------

Dark grey	105.091.49
-----------	------------

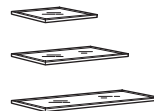
**For 100×58 cm**

White	702.779.57
-------	------------

White stained oak effect	102.779.84
--------------------------	------------

Grey-beige	405.090.39
------------	------------

Dark grey	605.091.42
-----------	------------



**KOMPLEMENT glass shelf.**  
**For 50×58 cm**

White	002.576.46
-------	------------

White stained oak effect	402.576.54
--------------------------	------------

Grey-beige	005.091.16
------------	------------

Dark grey	605.091.56
-----------	------------

**For 75×58 cm**

White	802.576.47
-------	------------

White stained oak effect	102.576.60
--------------------------	------------

Grey-beige	405.091.19
------------	------------

Dark grey	005.091.59
-----------	------------

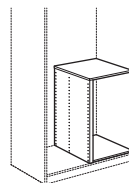
**For 100×58 cm**

White	702.576.38
-------	------------

White stained oak effect	602.576.48
--------------------------	------------

Grey-beige	705.091.13
------------	------------

Dark grey	305.091.53
-----------	------------



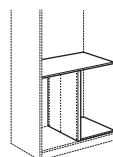
**KOMPLEMENT divider for frames** 75-100×58 cm.  
Fits 75 cm and 100 cm wide PAX frames, 58 cm deep.

White	602.463.96
-------	------------

White stained oak effect	202.464.02
--------------------------	------------

Grey-beige	105.091.06
------------	------------

Dark grey	005.092.15
-----------	------------



**KOMPLEMENT divider for frames**  
100×58×81.5 cm.

White	002.464.17
-------	------------

White stained oak effect	602.464.19
--------------------------	------------

Grey-beige	305.091.10
------------	------------

Dark grey	405.092.18
-----------	------------

# Interior organisers

10

The PAX Wardrobe system has a 10-year guarantee. Read more in the guarantee brochure.



**KOMPLEMENT mesh basket.** To be completed with KOMPLEMENT pull-out rail for basket 58 cm. Sold separately.

## 50×58 cm

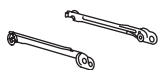
Dark grey	602.573.04
White	102.573.06

## 75×58 cm

Dark grey	702.573.13
White	202.573.15

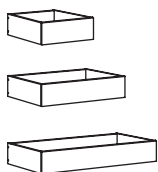
## 100×58 cm

Dark grey	402.572.96
White	002.572.98



**KOMPLEMENT pull-out rail for basket 58, 2-p.**

Dark grey	102632.32
White	302.632.45



**KOMPLEMENT drawer.**  
**50×58 cm**

White	102.463.08
White stained oak effect	502.463.06
Grey-beige	605.090.76
Dark grey	205.091.96

## 75×58 cm

White	102.463.32
White stained oak effect	902.463.28
Grey-beige	005.090.79
Dark grey	605.091.99

## 100×58 cm

White	902.463.52
White stained oak effect	702.463.48
Grey-beige	505.090.72
Dark grey	905.091.93



**KOMPLEMENT drawer with framed front.**  
**50×58 cm**

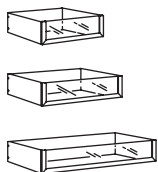
White	704.466.01
Dark grey	105.095.16

## 75×58 cm

White	104.466.04
Dark grey	505.095.19

## 100×58 cm

White	504.465.98
Dark grey	805.095.13



**KOMPLEMENT drawer with glass front.**  
**50×58 cm**

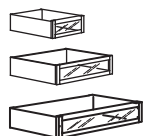
White	702.466.83
White stained oak effect	102.466.81
Grey-beige	505.090.86
Dark grey	105.092.05

## 75×58 cm

White	102.466.95
White stained oak effect effect	502.467.02
Grey-beige	905.090.89
Dark grey	505.092.08

## 100×58 cm

White	202.467.08
White stained oak effect effect	002.467.14
Grey-beige	205.090.83
Dark grey	805.092.02



**KOMPLEMENT drawer with framed glass front.**  
**50×58 cm**

White	304.470.23
Dark grey	905.096.59

## 75×58 cm

White	604.470.26
Dark grey	905.096.64

## 100×58 cm

White	904.470.20
-------	------------



Dark grey	505.096.56
-----------	------------

**KOMPLEMENT pull-out tray.** Combines with different inserts and shoe racks, see organising accessories.

## 50×58 cm

White	202.463.60
White stained oak effect	002.463.56
Grey-beige	805.090.99
Dark grey	105.091.87

## 75×58 cm

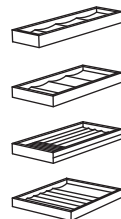
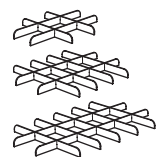
White	302.463.74
White stained oak effect	802.463.76
Grey-beige	005.091.02
Dark grey	505.091.90

## 100×58 cm

White	702.463.86
White stained oak effect	302.463.88
Grey-beige	405.090.96
Dark grey	805.091.84

**KOMPLEMENT divider for pull-out tray, felt.**

50×58 cm	204.667.95
75×58 cm	804.667.97
100×58 cm	704.667.93



**KOMPLEMENT insert for pull-out tray, light grey.**

To fit KOMPLEMENT pull-out tray 50×58 cm you will need: 1 KOMPLEMENT insert 25×58 cm and 1 KOMPLEMENT insert 15×58 cm or 1 KOMPLEMENT insert 40×58 cm. To fit KOMPLEMENT pull-out tray 75×58 cm you will need: 2 KOMPLEMENT inserts 25×58 cm and 1 KOMPLEMENT insert 15×58 cm or 1 KOMPLEMENT insert 25×58 cm and 1 KOMPLEMENT insert 40×58 cm. To fit KOMPLEMENT pull out tray 100×58 cm you will need: 2 KOMPLEMENT inserts 25×58 cm and 1 KOMPLEMENT insert 40×58 cm or 3 KOMPLEMENT inserts 25×58 cm and 1 KOMPLEMENT insert 15×58 cm.

15×53 cm with 4 compartments	304.040.28
25×53 cm with 4 compartments	504.040.32
25×53 cm for jewellery	304.040.28
40×53 cm with compartments	504.040.27



**KOMPLEMENT pull-out trouser hanger.**  
**50×58 cm**

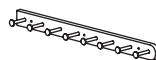
White	304.465.37
White stained oak effect	004.465.05
Grey-beige	905.090.65
Dark grey	205.091.77

## 75×58 cm

White	704.465.40
White stained oak effect	404.465.08
Grey-beige	305.090.68
Dark grey	405.091.81

## 100×58 cm

White	004.465.34
White stained oak effect	704.465.02
Grey-beige	605.090.62
Dark grey	105.091.73



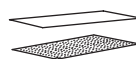
**KOMPLEMENT pull-out multi-use hanger 58 cm.**

Dark grey	202.624.87
White	802.624.89



**KOMPLEMENT valet hanger 17×5 cm.**

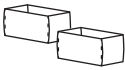
Dark grey	602.571.82
White	702.569.31



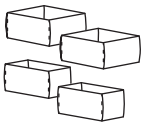
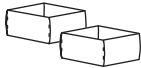
**KOMPLEMENT drawer mat 90×53 cm.** Easy to cut to the desired size.

Light grey	304.055.65
Light grey patterned	504.653.89


# Interior organisers



<b>KOMPLEMENT box set of 2, light grey.</b>		
15×27×12 cm		104.040.53
25×27×12 cm		404.057.77



<b>KOMPLEMENT box, set of 4.</b> Perfect fit in KOMPLEMENT drawer 50×58 cm.		
50×58 cm		992.608.38



<b>KOMPLEMENT box, set of 6.</b> Perfect fit in KOMPLEMENT drawer 75×58 cm.		
75×58 cm		392.608.41




<b>KOMPLEMENT box, set of 8.</b> Perfect fit in KOMPLEMENT drawer 100×58 cm.		
100×58 cm		792.608.44

## Hangers



<b>BUMERANG coat-hanger.</b>		
Natural		904.442.67



<b>BUMERANG hanger, 8-p.</b>		
Natural		302.385.43
White		702.385.41



<b>BUMERANG skirt hanger.</b>		
Natural		404.324.79

# Interior accessories

## Fits 35 cm deep frames



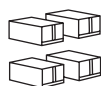
**HEMMAFIXARE shoe box**, 2-pack, 23×34×19 cm.  
White/grey 405.039.14



**HEMMAFIXARE storage case**, 34×51×19 cm.  
White/grey 905.039.21



**HEMMAFIXARE storage case**, 34×51×28 cm.  
White/grey 905.039.16



**SKUBB shoe box**, 22×34×16 cm, 4-p.  
White 901.863.91  
Dark grey 804.000.04



**SKUBB box**, set of 6.  
White 004.285.49  
Dark grey 403.999.98



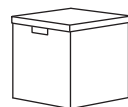
**TJENA storage box with lid**,  
18×25×15 cm  
White 103.954.21



**25×35×10 cm**  
White 903.954.22



**25×35×20 cm**  
White 603.954.28



**32×35×32 cm**  
White 404.693.02



**KOMPLEMENT multi-use hanger**, white.  
32×72 cm 603.872.11

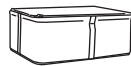


**JÄGMÄSTARE basket**, 25×35×20 cm.  
205.558.76

## Fits 58 cm deep frames



**HEMMAFIXARE shoe box**, 2-pack, 23×34×19 cm.  
White/grey 405.039.14



**HEMMAFIXARE storage case**, 34×51×19 cm.  
White/grey 905.039.21



**HEMMAFIXARE storage case**, 34×51×28 cm.  
White/grey 905.039.16



**HEMMAFIXARE storage case**, 44×51×19 cm.  
White grey 205.039.10



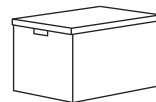
**HEMMAFIXARE storage case**, 69×51×19 cm.  
White grey 705.039.17



**SKUBB box**, set of 6.  
White 004.285.49  
Dark grey 403.999.98



**KOMPLEMENT multi-use hanger**, white.  
32×72 cm 603.872.11



**TJENA storage box with lid**, 50×35×30 cm  
White 903.743.49



**KUGGIS box**, 37×54×21 cm  
White 105.685.20



**SKUBB storage case**, 43×53×19 cm.  
White 605.910.47  
Dark grey 605.910.52



**SKUBB storage case**, 65×53×19 cm.  
White 105.910.59  
Dark grey 705.910.56



**SKUBB storage case**, 90×53×19 cm.  
White 205.910.49  
Dark grey 505.910.62



**JÄGMÄSTARE basket**, 25×35×20 cm.  
205.558.76

# Integrated lighting



**ÖVERSIDAN LED wardrobe lighting strip with sensor** is available in 3 colours that match PAX wardrobe frames perfectly. Illuminates the interior of PAX wardrobe so you can easily see and choose clothes, even on dark mornings. Easy to install inside the wardrobe frame – at the top or under a shelf by using the included fittings and the light switches on and off automatically when you open or close the door so no energy is wasted. Works with IKEA Home smart.

## 46 cm

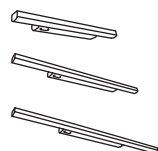
Beige	104.749.08
White	304.353.55
Dark grey	704.749.05

## 71 cm

Beige	904.749.09
White	404.749.02
Dark grey	504.749.06

## 96 cm

Beige	304.749.07
White	204.749.03
Dark grey	004.749.04



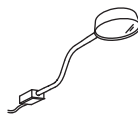
**STÖTTA LED lighting strip.** White. Easy to place anywhere as it is battery operated and does not need to be connected to the mains supply. The light switches on and off automatically when you open or close the door so no energy is wasted. Batteries are sold separately; 2 pcs for the 32 cm. IKEA recommends LADDA rechargeable batteries. Only for wardrobes with hinged doors.

32 cm	103.600.87
52 cm	503.600.90
72 cm	903.600.93



**TVÄRDRA cabinet lighting.** The traditional expression of the lamp goes nicely with the cabinets in the HAVSTA and HAUGA series. The metal shade creates a direct light that illuminates your cabinet or wardrobe. If you want the lamp's light to be directed into your display cabinet, just angle the lamp head inwards. Provides a focused light that is good for lighting smaller areas. You can dim your lighting wirelessly and easily adapt the lighting based on activity. The bracket makes it possible to slide the lamp back and forth. You easily attach it with screws – or with double-sided adhesive tape on glass and metal surfaces. The LED light source consumes up to 85% less energy and lasts 20 times longer than incandescent bulbs. You can turn up to 6 light sources on and off simultaneously if you complete with ANSLUTA driver. If you also want to be able to dim, choose TRÅDFRI driver and STYRBAR remote control or RODRET wireless dimmer instead. Sold separately.

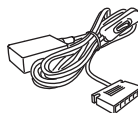
Black	605.168.21
-------	------------



**YTBERG cabinet lighting.** The lamp's slim and neat design goes with most styles and is perfect if space is limited between the top of your wardrobe or cabinet and the ceiling.

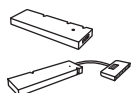
You can easily direct the light where you like since the flexible gooseneck arm can be bent and angled – perfect when it's time for homework, arts and crafts or cuddling up with a good book. Spreads a soft light that creates a cosy atmosphere in the room. The bracket makes it possible to slide the lamp back and forth. You easily attach it with screws – or with double-sided adhesive tape on glass and metal surfaces. You can dim your lighting wirelessly and easily adapt the lighting based on activity. The LED light source consumes up to 85% less energy and lasts 20 times longer than incandescent bulbs. You can easily direct the light where you like since the arm can be bent 180° and the lamp head angled 90°. You can turn up to 6 light sources on and off simultaneously if you complete with ANSLUTA driver. If you also want to be able to dim, choose TRÅDFRI driver and STYRBAR remote control or RODRET wireless dimmer instead. Sold separately.

Black	605.278.91
White	005.168.19



**ANSLUTA LED driver with cord, 19W.** ANSLUTA driver for On/Off only function.

White	704.058.65
-------	------------




**TRÅDFRI LED driver.** To be completed with FÖRNIMMA power supply cord, sold separately. Can be used with TRÅDFRI remote control and TRÅDFRI gateway.

Up to 10W, connect up to 3 units.	503.561.87
Up to 30W, connect up to 9 units.	603.426.56



**FÖRNIMMA power supply cord.** For connection to the TRÅDFRI LED driver.

3.5 m	104.468.83
-------	------------



**FÖRNIMMA intermediate connection cord.** Can be used as a direct connection between TRÅDFRI LED drivers, e.g. between two sections of wall cabinets, with one single connection to the mains supply.

0.7 m	903.947.00
2 m	303.946.99



**RODRET wireless dimmer.** With RODRET wireless dimmer, you can dim, turn on/off your lighting without a wired-in installation. You can add up to 10 LED light sources so that they all switch on, off or are dimmed at the same time.

This product is part of our smart home range. Connect it, along with other smart products, to DIRIGERA hub and IKEA Home smart app for more features and functions. Batteries are sold separately. IKEA recommends LADDA rechargeable battery HR03 AAA 1.2V. 1 piece required. Can only be used with IKEA Smart lighting products.

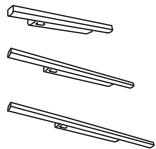
White	805.597.96
-------	------------

# How to choose integrated lighting

Now you don't need to worry about getting bright light in your eyes or it waking up your partner when you look for clothes. Instead, you start the day when you open your wardrobe and the soft light from our LED lighting strips turns on. Or choose cabinet lighting placed on top of the wardrobe to help you see

what's on the top shelf also provides a nice and cosy atmosphere in the entire room when the wardrobe doors are closed. You can even connect to IKEA Smart lighting using the DIRIGERA hub.

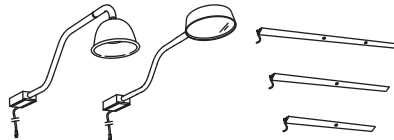
## Basic parts



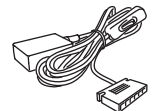
STÖTTA LED lighting strips.



LADDA batteries

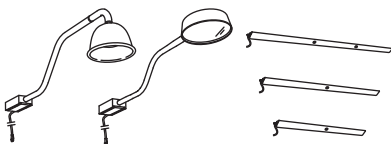
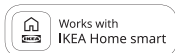


TVÄRDAG or YTBERG or ÖVERSIDAN

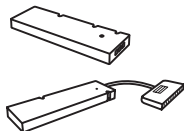


ANSLUTA for ON/OFF function


## Smart solution



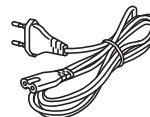
TVÄRDAG, YTBERG or ÖVERSIDAN



TRÅDFRI LED driver



FÖRNIMMA connection cord



FÖRNIMMA power supply cord



STYRBAR remote control and RODRET wireless dimmer for more lights function



DIRIGERA hub

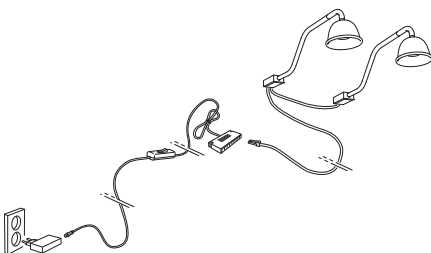
See All parts and prices list for more information about each product.

## How to choose a driver

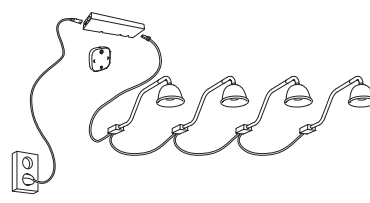
There are two LED drivers. Choose based on how many units you want to connect. For the 10W driver you can connect up to 3 units, as long as the total wattage does not exceed 10W. The 30W LED driver can support up to 9 units, max. wattage 30W. You can connect up to 10 drivers in one installation. Flashing lights indicate that the maximum wattage of the LED driver is exceeded. If you want to use more than one LED driver,

make sure to synchronise each LED driver with the STYRBAR remote control or RODRET wireless dimmer so that the entire combination can be dimmed at the same time. Make your cabinet lighting smart by adding the DIRIGERA hub and IKEA Home smart app for control through Amazon Alexa, Apple HomeKit or Hey Google for more features and functions.

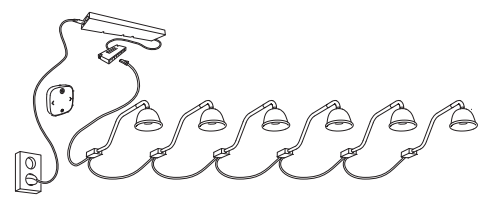
### On/off function



### Dimming function



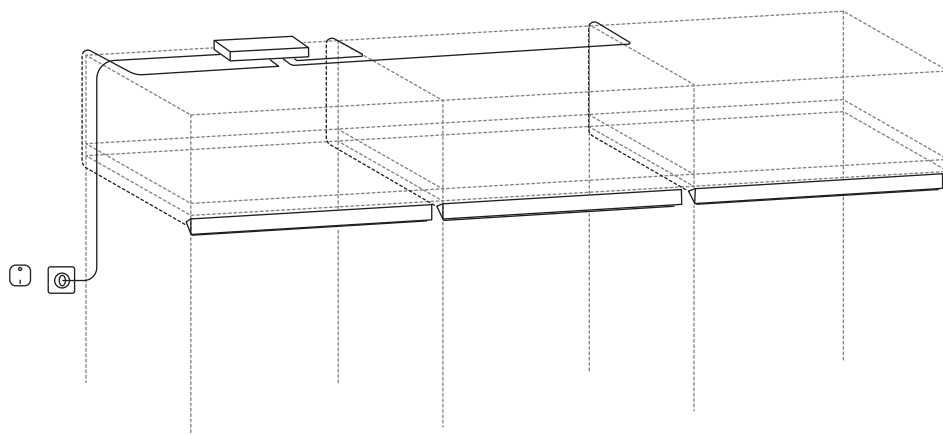
You can connect up to 6 lamps to TRÅDFRI driver, 10W.



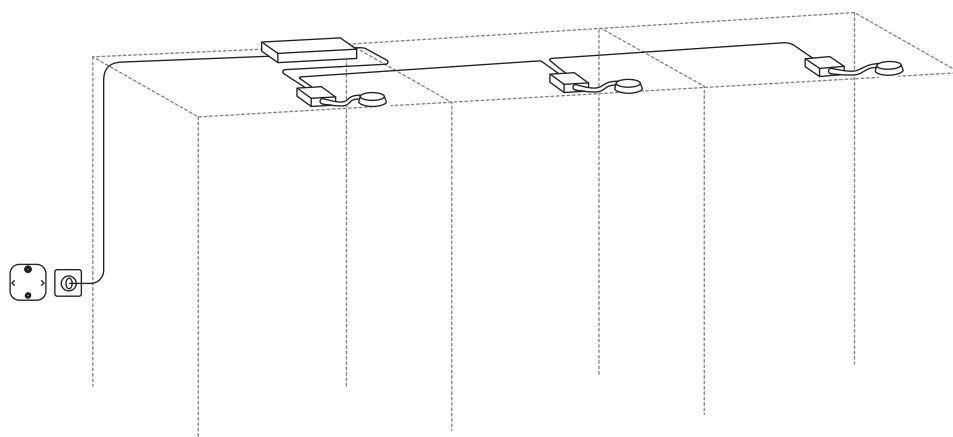
You can connect up to 18 lamps to TRÅDFRI driver, 30W, but max. 6 lamps in each group.

# How to build integrated lighting

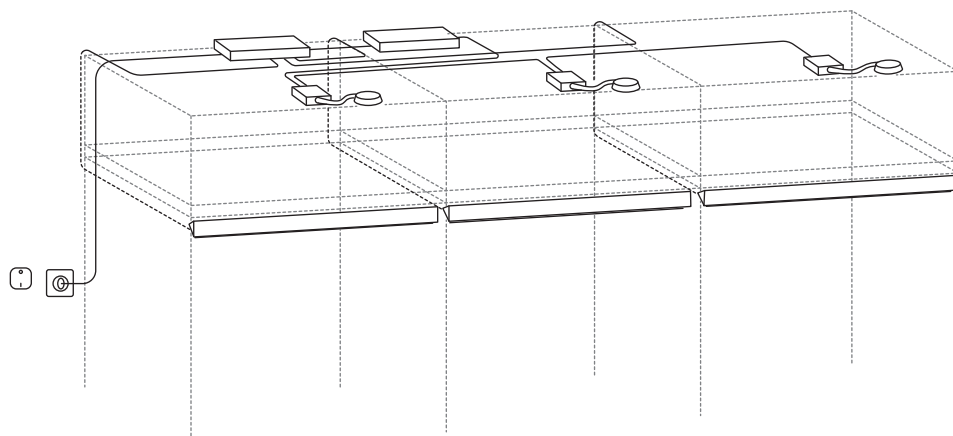
## ÖVERSIDAN lighting strips



## Cabinet lighting



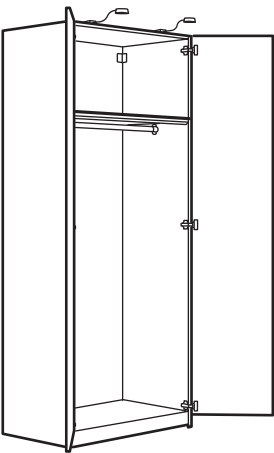
## ÖVERSIDAN and cabinet lighting with smart lighting remote



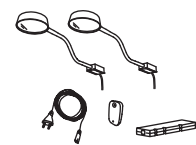
# Over the cabinet lighting

TVÄRDRAG and YTBERG are cabinet’s best friend – it lights things up and spread a soft light that create a cosy atmosphere in the room. It also provides a focused light that is good

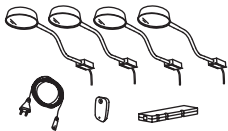
for lighting smaller areas. Use it on top of a wardrobe in the bedroom, or together with storage in the living room, kitchen or hallway.



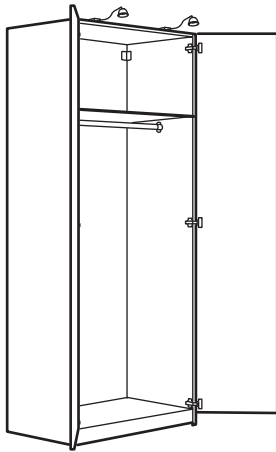
**YTBERG combination.**



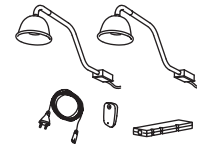
YTBERG/TRÅDFRI lighting kit.	
Black	195.616.04
White	695.616.73



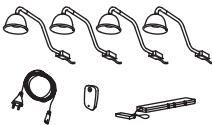
YTBERG/TRÅDFRI lighting kit.	
Black	695.617.29
White	395.617.64



**TVÄRDRAG combination**



TVÄRDRAG/TRÅDFRI lighting kit.	
Black	695.614.04



TVÄRDRAG/TRÅDFRI lighting kit.	
Black	495.614.95

## Services

IKEA products are designed to be taken home and assembled yourself. But if you would like some help, we can offer you a

range of services. Contact your local store or visit the IKEA website for details. [www.IKEA.com](http://www.IKEA.com)

### Home delivery

Most of our products are designed and packaged so that you can take them home yourself, but if you prefer, we can deliver your purchases directly to your home or office. Prices are based on the distance to your home from the store.

### Picking and delivery

With our fantastic new Picking and Delivery service, we do all the heavy lifting for you! We'll collect the furniture on your shopping list from the self-serve area and deliver everything to your home or office.

### Assembly

IKEA products are designed to be assembled by you. That way, you save the most money. However, if you like, we can put it all together for your home or office.