

# METHOD kitchen cabinets

25

IKEA METHOD kitchen has a 25-year guarantee. Read more in the guarantee folder.



## Make the most of your METHOD kitchen cabinets

What does your dream kitchen look like? How much time will you spend in it and what will you do in there? When it comes to kitchens, we're all different. We have different dreams, different needs and different preconditions. So, to meet this diversity, what could be better than a flexible kitchen system with cabinets that can suit everyone, and be planned in almost everywhere? Whatever the size of your home or family, with cabinets in different sizes, drawers with endless possibilities and interior organisers made to match, you can turn the kitchen of your dreams into the kitchen in your home.

## 50 years of kitchen experience

We've been developing kitchens for half a century. For decades we've been listening to people all over the world in order to design kitchens that will meet your everyday needs for years to come. Our long experience has led to stylish, functional and hard-working kitchens that you'll love spending countless of hours in. So, rest assured – we have the experience and knowledge needed to guide you every step of the way to your dream kitchen.

# Content

Service – Do it yourself or let us do it for you..	03
Good to know	04
How to build your kitchen – combining products	06
Overview of the system	08
All parts	10
Guidance	20

# Services

**You can do everything by yourself, but you don't have to.** Our broad service offer gives you the freedom to design your own price tag by choosing not only the products that suits your budget but also deciding how much you want to do yourself

and how much you want us to do for you. For more details, call our Customer services, talk to a co-worker at your local IKEA store or visit us at [IKEA.xx/services](https://www.ikea.com/xx/services)



## Measuring

If you want to be sure that your room drawing is as accurate as possible, we measure the room and check everything, from the placement of windows, doors, and power sockets to the material and condition of the walls.



## Planning

Get help with the planning of your new kitchen, by booking an appointment with one of our kitchen specialists. Bring the measurements and a drawing, or picture, of the area and we will help you with functional solutions for everything from the placement of cabinets and appliances, to storage, lighting and sinks.



## Delivery

We deliver to the address you prefer, on a day and at a time that suits you. You don't need to carry anything. We place the items where you want them – on the stairs, in the front hallway, or in a room of choice.



## Picking with delivery

With our picking with delivery service all you have to do is place an order of what you want to purchase. We'll handle the rest. We deliver to the address you prefer, on a day and at a time that suits you. You don't need to carry anything. We place the items where you want them – on the stairs, in the front hallway, or in a room of choice.

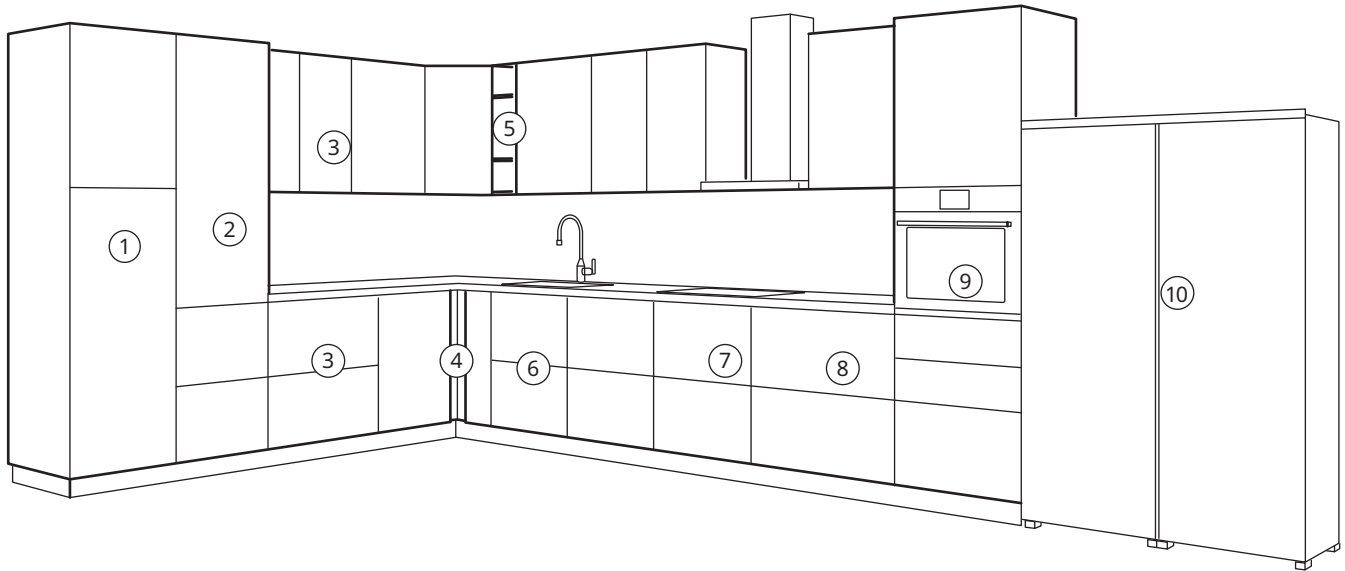


## Kitchen installation

IKEA kitchen installation service gets your dream kitchen up and running as fast as possible – so you can start making your favourite recipes and new memories. Save yourself valuable time while trusted professionals finish your kitchen for you.

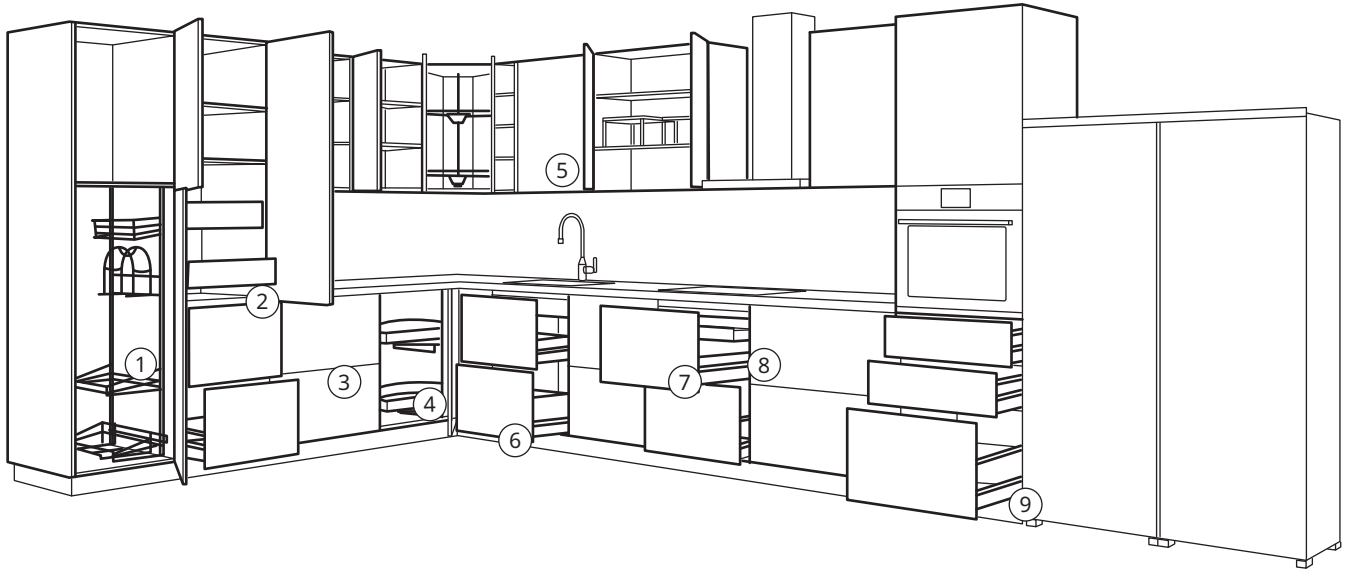
# Good to know

**A well organised kitchen is a kitchen you'll love spending time in.** When planning what your kitchen cabinets should include, think of how you want to utilise them in the best possible way based on your personal needs.



1. The kitchen is a place where you normally do a lot of activities, and it can easily become a bit messy. By having your cleaning gadgets close by in a high cabinet, it'll be easier to keep your kitchen spick and span.
2. A deep high cabinet is ideal for storing everything from dry food, oil and vinegar to bulky kitchen machines.
3. Gather all the items you use for setting the table in one spot to make it smooth and easy. Spacious, fully extendable drawers in the base cabinets are great for cutlery, serving bowls and plates. Use the wall cabinets for lighter things like glasses, mugs and jars. If possible keep this area close to the dishwasher to simplify putting the clean dishes back in place.
4. Deep corner cabinets are perfect for storing bulky pots and other large cooking utensils.
5. Add VADHOLMA open cabinet to personalise your kitchen and create a nice break in a row of cabinets with doors. Fill it with cookbooks and other often-used items in the kitchen.
6. The sink cabinet is a good place for recycling bins as you do a lot of food preparations in and around it. If you can, place the sink next to the dishwasher as we have done here (if you can't see the dishwasher, it's because it's built in with the same front as the rest of the kitchen). That way you can rinse off dirty tableware before putting it in the dishwasher, as well as vegetables and other food that you're about to cook. With a built-in dishwasher between the sink and the hob, you also create a very practical preparation area on top.
7. Use the top drawer underneath the hob for storing knives, whisks and other cooking utensils to have them within easy reach. High drawers underneath are ideal for other gadgets you normally use when cooking, for example frying pans, pots and strainers.
8. A base cabinet between the hob and the built-in oven adds storage for all the extra things that might come handy when cooking: spices, wraps, tinfoil, oven gloves, pot stands and other things you need when using these appliances.
9. By placing the oven in a high cabinet you get it at a perfect working height. And you get storage space for baking sheets, ovenware, serving bowls and whatever else you might use in the oven.
10. Our fridges, freezers and fridge/freezers are designed to fit your space and how you cook. You can have them integrated in ventilated cabinets with reinforced shelves or free standing.

# Good to know

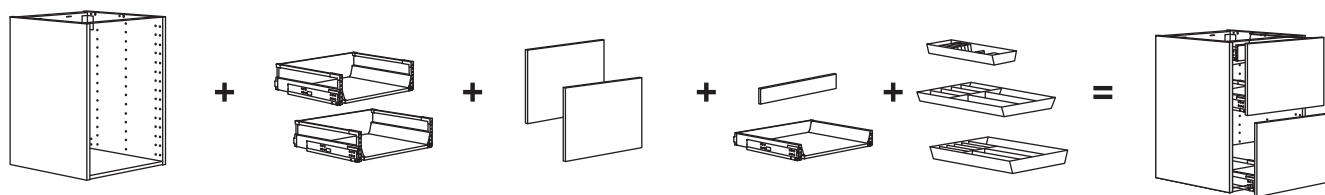


1. UTRUSTA cleaning interior make it easy for you to see and reach what's inside. The organiser take care of everything from the iron to cleaning supplies. Plus, it'll stop your vacuum cleaner from attacking you whenever you open the door to your cleaning cabinet.
2. Fully extendable, soft closing MAXIMERA drawers behind the door enable you to see, reach and access everything. Even the things at the back you thought you didn't have.
3. Customise your storage in the drawers with the help of UPPDATERA adjustable dividers, and add organisers such as cutlery trays, plate holders and boxes from the series UPPDATERA to keep everything in perfect order and easy to find.
4. With a UTRUSTA corner cabinet pull-out fitting it's easy to see and reach even the things furthest away in the deep corner. You can also choose carousels for both wall and base cabinets – just swivel them around to swiftly reach everything inside.
5. Create extra shelves with VARIERA shelf inserts to get more space for glasses, bowls and jars.
6. Make recycling fast and easy with HÅLLBAR frames and bins with lid that you can combine in different ways depending on your needs. You can place them in a pull-out waste sorting frame at the bottom of cabinets or in a shallower IKEA sink drawer (shallower to give space for the water pipes underneath the sink).  
  
A tip is to place an inner drawer above the recycling bins for keeping detergents, washing sponges and alike. We have shallower drawers that give space for the water trap underneath the sink, but still make use of space you normally don't use.
7. UPPDATERA knife and utensils trays keep everything in place. And VARIERA pot lid organisers will get the lids in place, adding more space for the pots and pans.
8. To utilize the space in the cabinet as much as possible, you can have hidden inner drawers inside larger drawers and behind doors to store all the small things you have in the kitchen. In this example we've put UPPDATERA inserts for spice jars in the inner drawer to make it easy to season the food both on the hob and in the oven.
9. MAXIMERA add-on sides for medium and high drawers allow you to stack things on top of one another without them falling out the side when you open the drawer.

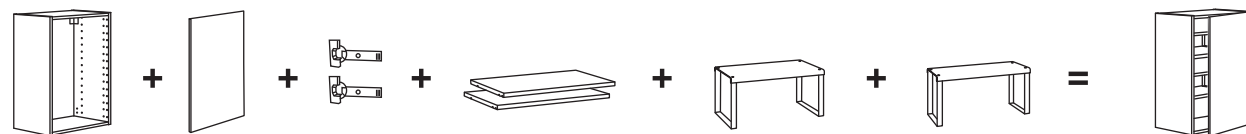
# How to combine your own cabinet solution

The flexibility of the METOD kitchen system allows you to build your very own personalised kitchen cabinets. When combining it yourself, you can get just the size and functionality that you want. Here are some solutions that you can use as inspiration when creating your own personal combinations.

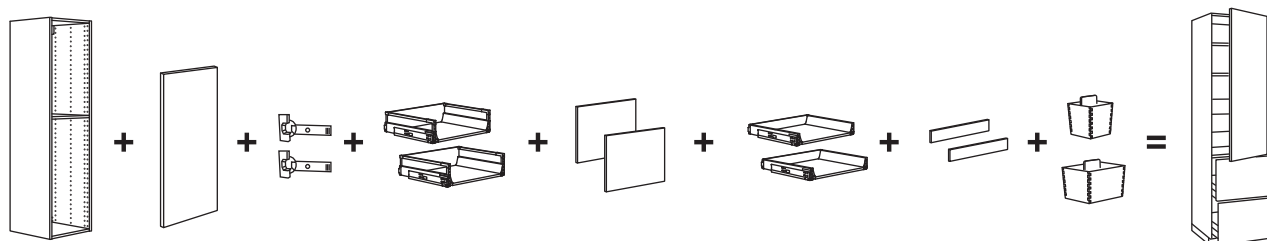
## Base cabinet with drawers and inner drawer



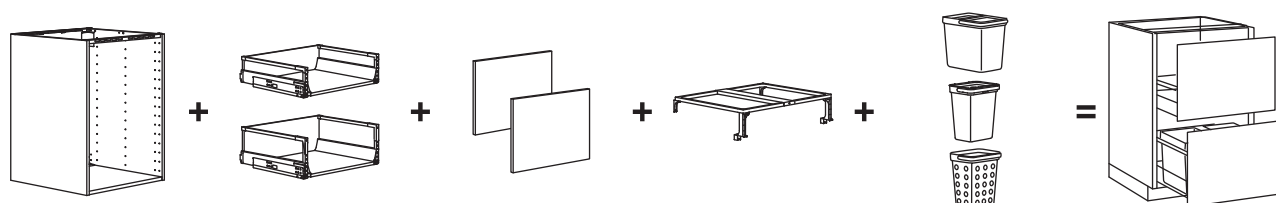
## Wall cabinet with shelf




## High cabinet with drawers, inner drawers and shelves



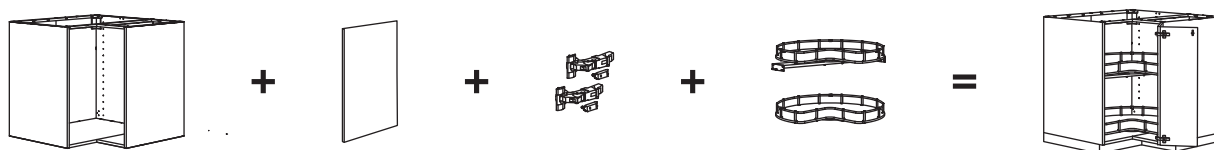
## Base cabinet with drawers and waste sorting solution



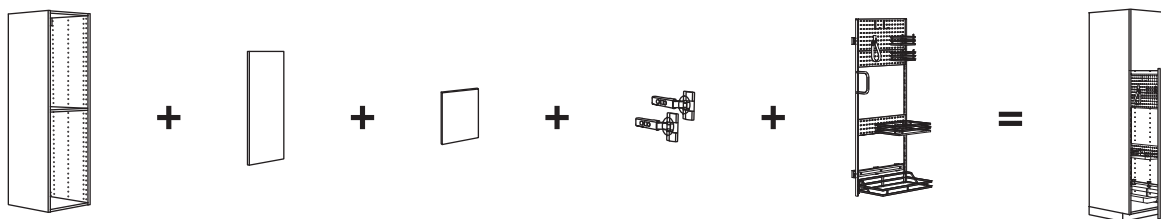
### Corner base cabinet with pull-out fitting



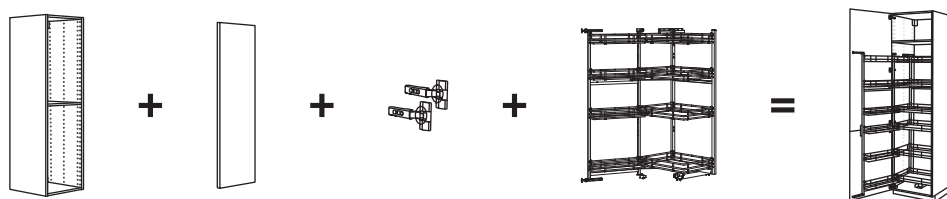
### Corner base cabinet with carousel



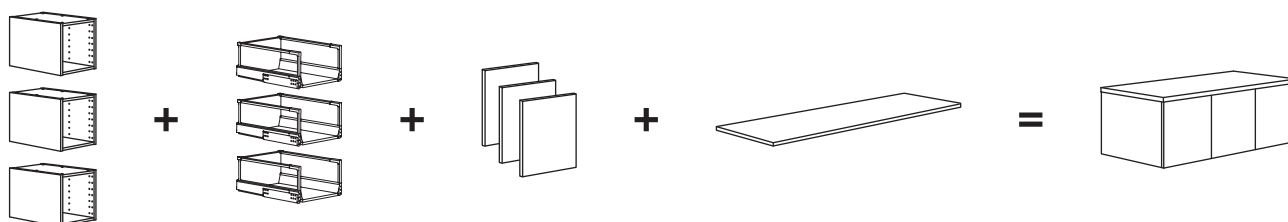
### High cabinet with cleaning interior



### High cabinet with pull-out larder

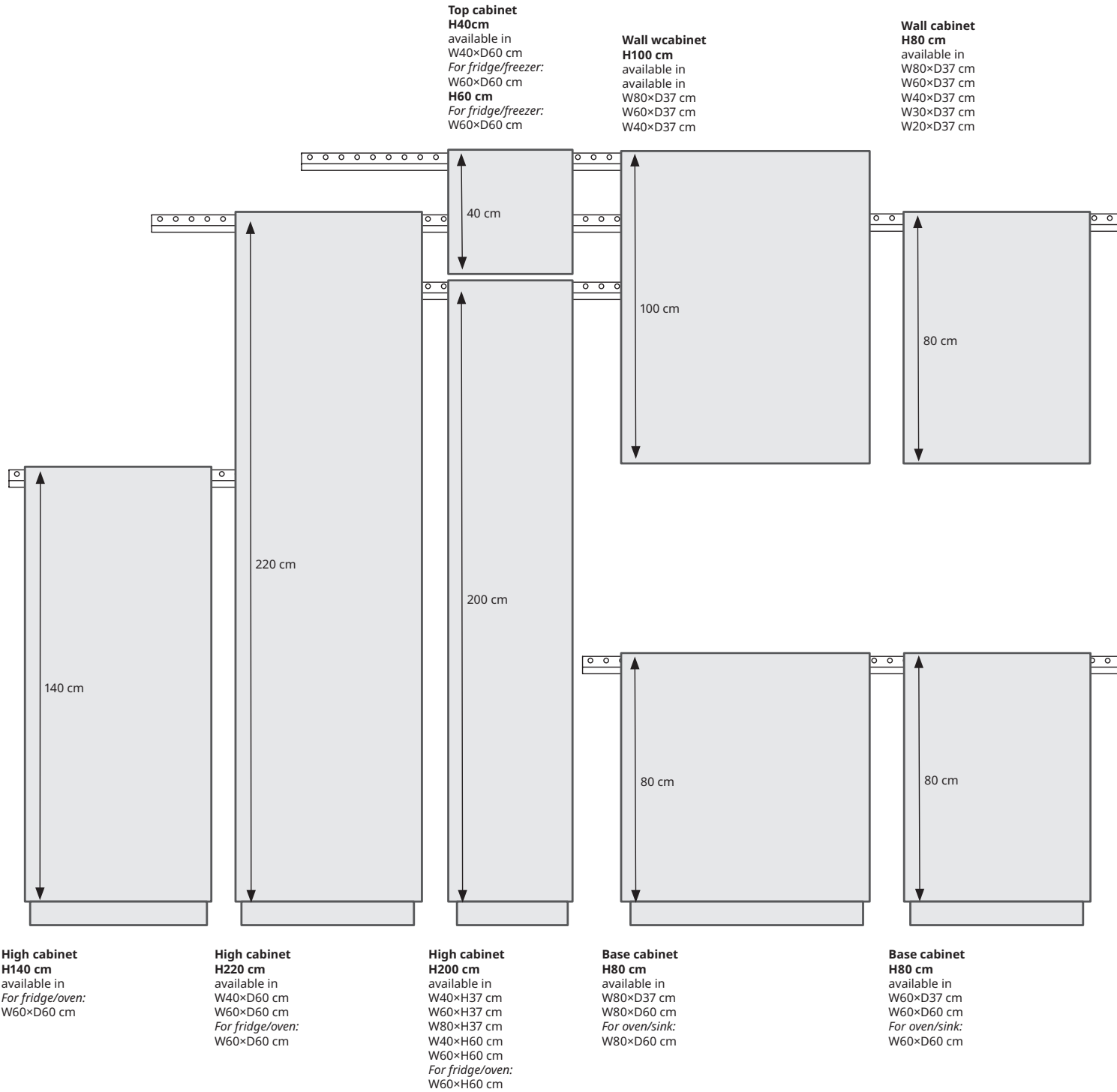


### Seating area



# Designed to fit your space

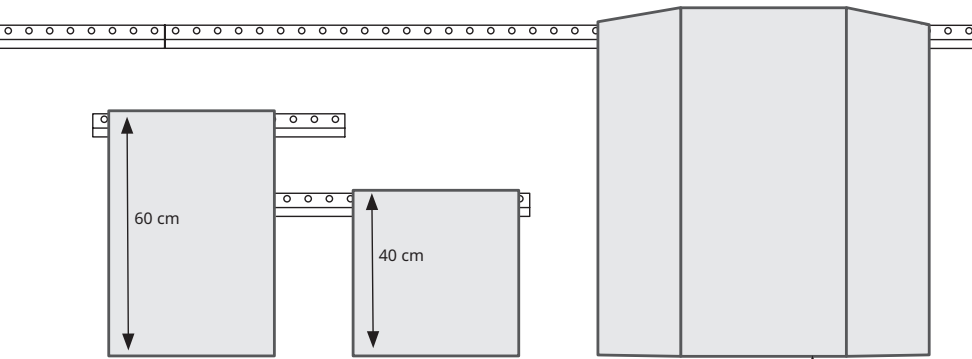
To find the right cabinets for you is easier than you might think. On this page you'll get an overview of all cabinets and available sizes in the METOD kitchen system. Please notice the suspension rails behind the cabinets. By mounting them on the walls it'll be much easier to both install and keep all cabinets aligned. On the following pages you'll find all available parts.




**Wall cabinet**  
**H60 cm**  
 available in  
 W80×D37 cm  
 W60×D37 cm  
 W40×D37 cm  
 W30×D37 cm

**Wall cabinet**  
**H40 cm**  
 available in  
 W80×D37 cm  
 W60×D37 cm  
 W40×D37 cm

**Corner wall cabinet**  
**H60 cm**  
 available in  
 W67.5×D67.5 cm  
**H80 cm**  
 available in  
 W67.5×D67.5 cm  
 available in  
**H100 cm**  
 W67.5×D67.5 cm



To have a good work space  
 we recommend at least 50 cm  
 between worktop and wall  
 cabinet.



**Base cabinet**  
**H80 cm**  
 available in  
 W40×D37 cm  
 W40×D60 cm

**Base cabinet**  
**H80 cm**  
 available in  
 W30×D37 cm  
 W30×D60 cm

**Base cabinet**  
**H80 cm**  
 available in  
 W20×D60 cm

**Corner base cabinet**  
**H80 cm**  
 available in  
 W127.5×D67.5 cm

**Corner base cabinet**  
**H80 cm**  
 available in  
 W87.5×D87.5 cm

# METHOD cabinets – all parts

Choose the sizes and shapes of your cabinets according to your needs and available space, fill them with smart interiors, then dress them with fronts, knobs and handles for the look of your choice.

## Base cabinets for built-in



**METHOD base cabinet for built-in oven/sink,**  
W60xD60xH80 cm.

White	702.135.69
Black-grey	805.916.78



**METHOD base cabinet for built-in oven/sink,**  
W80xD60xH80 cm.

White	502.154.75
Black-grey	605.916.79

## Base cabinets for corner



**METHOD corner base cabinet,** W128xD60xH80 cm.

White	405.967.53
Black-grey	305.916.85



**METHOD corner base cabinet,** W88xD60xH80 cm.

White	405.967.48
Black-grey	105.916.86

## Base cabinets



**METHOD base cabinet,** W20xD60xH80 cm.

White	302.125.62
Black-grey	005.916.96



**METHOD base cabinet,** 30x37x80 cm.

White	204.171.49
Black-grey	805.916.97



**METHOD base cabinet,** 30x60x80 cm.

White	504.171.95
Black-grey	605.916.98



**METHOD base cabinet,** W40xD37xH80 cm.

White	302.056.32
Black-grey	405.916.99



**METHOD base cabinet,** W40xD60xH80 cm.

White	802.134.32
Black-grey	005.917.00



**METHOD base cabinet,** W60xD37xH80 cm.

White	502.056.31
Black-grey	805.917.01



**METHOD base cabinet,** W60xD60xH80 cm.

White	502.056.26
Black-grey	605.917.02



**METHOD base cabinet,** W80xD37xH80 cm.

White	102.056.28
Black-grey	405.917.03



**METHOD base cabinet,** W80xD60xH80 cm.

White	102.056.33
Black-grey	205.917.04

## Top cabinets



**METHOD top cabinet,** W40xD60xH40 cm.

White	602.240.78
Black-grey	105.917.33



**METHOD fridge/freezer top cabinet,** W60xD60xH40 cm.

White	402.055.37
Black-grey	905.917.05



**METHOD fridge/freezer top cabinet,** W60xD60xH60 cm.

White	002.055.39
Black-grey	705.917.06

## Wall cabinets



**METHOD wall cabinet,** W20xD37xH80 cm.

White	802.521.12
Black-grey	505.917.07



**METHOD wall cabinet,** W30xD37xH60 cm.

White	404.210.51
Wood effect/black	305.917.08



**METHOD wall cabinet,** W30xD37xH80 cm.

White	704.172.98
Wood effect/black	105.917.09



**METHOD wall cabinet,** W40xD37xH40 cm.

White	102.055.29
Black-grey	705.917.11



**METHOD wall cabinet,** W40xD37xH60 cm.

White	102.055.34
Black-grey	305.917.13



**METHOD wall cabinet,** W40xD37xH80 cm.

White	702.055.31
Black-grey	105.917.14

# METHOD cabinets – all parts



<b>METHOD wall cabinet, W40xD37xH100 cm.</b>	
White	502.055.32
Black-grey	905.917.10



<b>METHOD wall cabinet, W60xD37xH40 cm.</b>	
White	302.055.33
Black-grey	605.917.16



<b>METHOD wall cabinet, W60xD37xH60 cm.</b>	
White	802.055.35
Black-grey	405.917.17



<b>METHOD wall cabinet, W60xD37xH80 cm.</b>	
White	302.055.28
Black-grey	505.917.26



<b>METHOD wall cabinet, W60xD37xH100 cm.</b>	
White	202.055.38
Black-grey	805.917.15



<b>METHOD wall cabinet, W80xD37xH40 cm.</b>	
White	802.055.40
Black-grey	105.917.28



<b>METHOD wall cabinet, W80xD37xH60 cm.</b>	
White	602.055.22
Black-grey	905.917.29



<b>METHOD wall cabinet, W80xD37xH80 cm.</b>	
White	702.055.26
Black-grey	705.917.30



<b>METHOD wall cabinet, W80xD37xH100 cm.</b>	
White	902.055.30
Black-grey	305.917.27

## Wall cabinets for corner



<b>METHOD corner wall cabinet, W68xD68xH60 cm.</b>	
White	002.125.54
Black-grey	005.916.82



<b>METHOD corner wall cabinet, W68xD68xH80 cm.</b>	
White	202.056.61
Black-grey	805.916.83



<b>METHOD corner wall cabinet, W68xD68xH100 cm.</b>	
White	702.152.81
Black-grey	205.916.81

## Wall cabinets for built-in extractor hood



<b>METHOD wall cabinet for built-in extractor hood, W60xD37xH60 cm.</b>	
White	505.476.39
Black-grey	205.922.18



<b>METHOD wall cabinet for built-in extractor hood, W60xD37xH80 cm.</b>	
White	305.476.40
Black-grey	005.922.19



<b>METHOD wall cabinet for built-in extractor hood, W60xD37xH100 cm.</b>	
White	105.476.41
Black-grey	405.922.17



<b>METHOD wall cabinet for built-in extractor hood, W80xD37xH60 cm.</b>	
White	905.476.42
Black-grey	605.922.21



<b>METHOD wall cabinet for built-in extractor hood, W80xD37xH80 cm.</b>	
White	705.476.43
Black-grey	405.922.22



<b>METHOD wall cabinet for built-in extractor hood, 80x37x100 cm.</b>	
White	005.476.46
Black-grey	805.922.20

## High cabinets for built-in



<b>METHOD high cabinet for fridge/oven, W60xD60xH140 cm.</b>	
White	203.854.74
Black-grey	305.917.32



<b>METHOD high cabinet for fridge/oven, ventilated, W60xD60xH200 cm.</b>	
White	902.135.68
Black-grey	905.916.87



<b>METHOD high cabinet for fridge/oven, ventilated, W60xD60xH220 cm.</b>	
White	502.135.70
Black-grey	705.916.88

# METHOD cabinets – all parts

## High cabinets



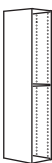
**METHOD high cabinet, W40xD37xH200 cm.**

White	102.125.63
Black-grey	505.916.89



**METHOD high cabinet, W40xD60xH200 cm.**

White	902.125.59
Black-grey	305.916.90



**METHOD high cabinet, W40xD60xH220 cm.**

White	102.125.58
Black-grey	105.916.91



**METHOD high cabinet, W60xD37xH200 cm.**

White	702.125.60
Black-grey	905.916.92



**METHOD high cabinet, W60xD60xH200 cm.**

White	602.125.65
Black-grey	705.916.93



**METHOD high cabinet, W60xD60xH220 cm.**

White	902.125.64
Black-grey	505.916.94



**METHOD high cabinet, W80xD37xH200 cm.**

White	502.125.61
Black-grey	205.916.95

## Open storage – all parts

These open cabinets puts things close at hand and creates a nice break in a row of cabinets with doors. Fill it with often-used items or your favourite cookbooks to make your space more personal.



**TORNVIKEN open cabinet frame, W20xD37xH40 cm.**

Off-white	203.589.65
-----------	------------



**TORNVIKEN open cabinet frame, W20xD37xH60 cm.**

Off-white	603.589.68
-----------	------------



**TORNVIKEN open cabinet frame, W20xD37xH80 cm.**

Off-white	203.589.70
-----------	------------



**TORNVIKEN box, W16xD34xH15 cm.**

Off-white	003.589.71
-----------	------------



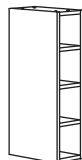
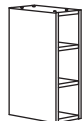
**TORNVIKEN wine shelf, W40xD37xH40 cm.**

Off-white	803.589.72
-----------	------------



**VADHOLMA open storage, brown/stained ash.**

W20xD37xH40 cm	603.743.36
W20xD37xH60 cm	603.743.41
W20xD37xH80 cm	203.743.38



**VADHOLMA drawer unit, W40xD37xH40 cm.**

Brown/stained ash	503.743.32
-------------------	------------



**VADHOLMA wine shelf, W40xD37xH40 cm.**

Brown/stained ash	903.743.30
-------------------	------------

# Open storage – all parts

## Open frames



**ENHET Wall frame with shelves** – 15 cm deep

<b>40×15×75 cm</b>	
White	704.489.35
Anthracite	304.489.37
<b>60×15×75 cm</b>	
White	004.489.67
Anthracite	804.489.68



**ENHET Wall frame with shelves** – 30 cm deep

<b>40×30×75 cm</b>	
White	904.489.44
Anthracite	604.489.45
<b>60×30×75 cm</b>	
White	204.489.71
Anthracite	004.489.72



**ENHET High frame with shelves.**

<b>30×30×180 cm</b>	
White	404.489.46
Anthracite	204.489.47
<b>60×30×180 cm</b>	
White	804.489.54
Anthracite	704.489.64



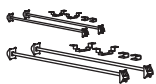
**ENHET Base frame with shelves.**

<b>40×60×75 cm</b>	
White	204.489.52
Anthracite cm	004.489.53
<b>60×60×75 cm</b>	
White	304.489.75
Anthracite	104.489.76



**ENHET Legs for open frames**, 12.5 cm, 2-p. Fits ENHET base and high frames.

White	404.599.11
Anthracite	204.599.12



**ENHET assembly kit for kitchen island (solution).**

<b>40 cm</b>	
White	204.801.74
Anthracite	704.801.76
<b>60 cm</b>	
White	704.801.81
Anthracite	104.801.79

## ENHET accessories for open frames



**ENHET Swivel shelf**, 40×21 cm.

Anthracite	204.657.34
------------	------------



**ENHET Hook**, 6×24 mm, 2-p.

White	004.657.54
Anthracite	604.657.51



**ENHET Rail for hooks.**

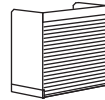
<b>37 cm</b>	
White	104.657.39
Anthracite	704.657.36
<b>57 cm</b>	
White	504.657.42
Anthracite	704.657.41



**SKATTÅN Container**, 12×34 cm.

004.960.05

## Storage for small appliances



**TITTEBO tambour storage for small appliances**, W60×D30 cm.

Black	205.502.75
-------	------------

## Legs

Every kitchen base cabinet and high cabinet needs legs. Choose whether you want to emphasise a style or expression in your kitchen with visible legs or if you prefer to hide the legs behind a plinth.



**CAPITA leg**, 4-pack.

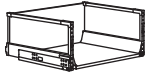
8 cm, stainless steel	302.443.46
-----------------------	------------



**METOD leg**, 8 cm, 2-pack.

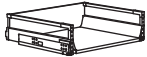
705.560.67

# Interior fittings and organisers



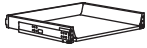
**MAXIMERA drawer high, white.**

40×37 cm	702.046.35
40×60 cm	002.046.34
60×37 cm	402.046.32
60×45 cm	602.046.31
60×60 cm	902.046.39
80×37 cm	002.214.50
80×45 cm	002.046.29
80×60 cm	202.046.33



**MAXIMERA drawer medium, white.**

40×37 cm	602.046.26
40×60 cm	402.214.48
60×37 cm	802.214.46
60×60 cm	202.214.49
80×37 cm	102.046.38
80×60 cm	502.046.36



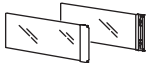
**MAXIMERA drawer low, white.**

40×37 cm	002.214.45
40×60 cm	602.214.47
60×37 cm	302.046.37
60×60 cm	202.046.28
80×37 cm	802.046.30
80×60 cm	402.046.27



**MAXIMERA interior fitting pull-out, white.**

20 cm	703.188.68
30 cm	304.170.40



**MAXIMERA add-on side for high drawer, glass, 2-p.**

37 cm	102.388.60
60 cm	502.388.58

**MAXIMERA add-on side for medium drawer, glass, 2-p.**

37 cm	702.388.62
60 cm	302.388.59



**UPPDATERA divider for drawer, white.**

40 cm	204.599.88
60 cm	404.599.92
80 cm	904.599.99



**KNIVSHULT drawer high, dark grey.**

40×37 cm	306.006.56
40×60 cm	106.006.57
60×37 cm	906.006.58
60×45 cm	706.006.59
60×60 cm	506.006.60
80×37 cm	306.006.61
80×45 cm	106.006.62
80×60 cm	706.006.64



**KNIVSHULT drawer medium, dark grey.**

40×37 cm	206.006.71
40×60 cm	006.006.72
60×37 cm	806.006.73
60×60 cm	306.006.75
80×37 cm	106.006.76
80×60 cm	906.006.77



**KNIVSHULT drawer low, dark grey.**

40×37 cm	406.006.65
40×60 cm	206.006.66
60×37 cm	006.006.67
60×60 cm	806.006.68
80×37 cm	606.006.69
80×60 cm	406.006.70



**KNIVSHULT interior fitting pull-out, dark grey.**

20 cm	706.006.78
30 cm	506.006.79



**UTRUSTA drawer front, high, white.**

40 cm	002.046.53
60 cm	502.046.55
80 cm	302.046.56



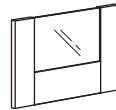
**UTRUSTA drawer front, medium, white.**

40 cm	602.214.52
60 cm	802.046.54
80 cm	402.214.53



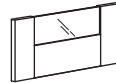
**UTRUSTA drawer front, low, white.**

40 cm	802.214.51
60 cm	402.046.51
80 cm	202.046.52



**KNIVSHULT drawer front, high, dark grey.**

40 cm	506.006.98
60 cm	306.006.99
80 cm	906.007.00



**KNIVSHULT drawer front, medium, dark grey.**

40 cm	106.007.04
60 cm	106.007.04
80 cm	606.007.06



**KNIVSHULT drawer front, low, dark grey.**

40 cm	706.007.01
60 cm	506.007.02
80 cm	306.007.03



**UTRUSTA wire basket.**


40 cm	802.046.73
60 cm	002.046.72



**UTRUSTA shelf, white, 2 pack.**

20×60 cm	702.056.06
30×37 cm	304.173.42
30×60 cm	304.173.99
40×37 cm	402.056.22
40×60 cm	302.056.13
60×37 cm	102.056.14
60×60 cm	502.056.12
80×37 cm	102.056.09
80×60 cm	702.056.11

# Interior fittings and organisers



## UTRUSTA shelf, black-grey, 2 pack.

20×60 cm	605.917.78
30×37 cm	405.917.79
30×60 cm	005.917.81
40×37 cm	805.917.82
40×60 cm	605.917.83
60×37 cm	405.917.84
60×60 cm	105.917.85
80×37 cm	905.917.86
80×60 cm	705.917.87



## UTRUSTA shelf, glass, 2 pack.

30×37 cm	204.174.13
40×37 cm	202.133.31
60×37 cm	902.056.05
80×37 cm	202.056.04



## UTRUSTA bracket for oven.

Galvanised	103.019.60
------------	------------



## UTRUSTA shelf for built-in oven/fridge cabinet, ventilated, 60×60 cm.

White	902.135.73
Black-grey	805.917.77



## UTRUSTA shelf for corner wall cabinet, 67 cm.

Glass	802.056.63
White	002.056.62
Black-grey	505.917.88



## UTRUSTA shelf for corner base cabinet, 88 cm.

White	802.776.50
Black-grey	105.917.90



## UTRUSTA shelf for corner base cabinet, 128 cm.

White	502.132.97
Black-grey	305.917.89



## UTRUSTA pull-out work surface

White	005.105.77
-------	------------



## UTRUSTA wall corner cabinet carousel.

Ø57 cm	802.656.47
--------	------------



## UTRUSTA corner base cabinet carousel.

88 cm	205.967.87
-------	------------



## UTRUSTA corner base cabinet pull-out fitting.

128 cm	405.967.91
--------	------------



## UTRUSTA cleaning interior.

140 cm	105.808.24
--------	------------



## UTRUSTA pull-out larder.

168 cm	505.153.46
--------	------------



## UTRUSTA under sink organiser.

206.027.31
------------



## UPPDATERA box with slider.

Anthracite	895.907.16
------------	------------



## UTRUSTA hinge, 2 pack.

45°	202.619.92
95°	202.046.47



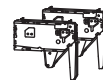
## UTRUSTA hinge with damper, 2 pack.

110°	805.248.82
153°	104.272.62



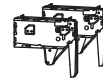
## UTRUSTA hinge for corner cabinet with damper, 2 pack.

95°	806.073.73
-----	------------



## UTRUSTA hinge with push-opener for horizontal door, 2-p.

Black	904.624.83
White	704.624.84



## UTRUSTA hinge with damper for horizontal door, 2-p.

Black	704.624.79
White	504.624.80



## UTRUSTA push opener, 2 pack.

802.302.24
------------



## UTRUSTA push opener, electric.

702.272.36
------------



## KNIVSHULT push opener for drawers.

37 cm	006.050.09
45/60 cm	606.050.11




## METHOD ventilation grille.

Stainless steel	702.561.77
-----------------	------------



## METHOD ventilated plinth, 60 cm.

Stainless steel	302.214.58
-----------------	------------



## UTRUSTA connection fitting for doors.

303.669.17
------------


## UTRUSTA connecting rail for fronts.

303.122.36
------------

## VÄGLIG connecting rail for fronts.

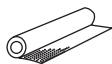
005.181.92
------------

# Interior fittings and organisers



**UPPDATERA drawer mat, grey.**

50×48 cm	505.498.36
50×96 cm	405.510.52



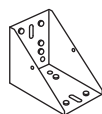
**VARIERA drawer mat**

Transparent	800.128.53
White	002.388.65



**UTRUSTA fitting for mounting drawer on door.**

	202.699.31
--	------------



**UTRUSTA corner fitting.**

	403.059.71
--	------------



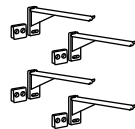
**METOD floor anchoring frame for kitchen island.**

	805.570.33
--	------------



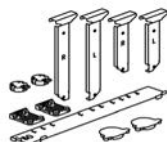
**METOD connector rail for cabinet/cover panel**

	805.570.25
--	------------



**UTRUSTA lock for kitchen drawers/cabinets, 4-p**

Black	804.536.10
-------	------------



**UTRUSTA assembly kit for pull-out function**

White	105.153.29
Black-grey	206.040.99

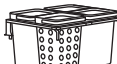
# Kitchen accessories

## Kitchen waste solutions


Customise your waste sorting so that it suits you and your home. By choosing and combining the bins and interior you need, you get a completely personal solution. Good for both you and the planet!




**HÅLLBAR waste sorting solution 40L** for METOD kitchen drawer ventilated. For 60 cm drawer.  
Light grey 393.089.23




**HÅLLBAR waste sorting solution 42L** for METOD kitchen drawer ventilated. For 60 cm drawer.  
Light grey 293.088.29



**HÅLLBAR waste sorting solution 44L** for METOD kitchen drawer. For 60 cm drawer.  
Light grey 193.088.39



**HÅLLBAR waste sorting solution 53L** for METOD kitchen drawer ventilated. For 80 cm drawer.  
Light grey 093.096.98



**HÅLLBAR waste sorting solution 55L** for METOD kitchen drawer ventilated. For 80 cm drawer.  
Light grey 693.089.26



**HÅLLBAR waste sorting solution 57L** for METOD kitchen drawer. For 80 cm drawer.  
Light grey 993.096.94



**HÅLLBAR waste sorting solution 20L** with pull-out ventilated.  
Light grey 993.088.16



**HÅLLBAR waste sorting solution 20L** with pull-out.  
Light grey 793.088.03



**HÅLLBAR waste sorting solution 22L** with pull-out.  
Light grey 093.088.25




**HÅLLBAR pull-out frame for waste sorting.**  
Light grey 204.228.53



**HÅLLBAR support frame for waste sorting bins 60 cm.**  
White 804.228.69



**HÅLLBAR support frame for waste sorting bins 80 cm.**  
White 604.228.70



**HÅLLBAR support frame for waste sorting bins 80 cm.**  
White 604.228.70



**HÅLLBAR bin with lid, light grey.**

3L	904.321.94
10L	803.980.58
22L	204.202.03
35L	504.202.06



**HÅLLBAR bin with lid for organic waste, light grey.**

10L	804.338.82
-----	------------

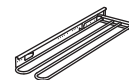


**VARIERA plastic bag dispenser.**

White	800.102.22
-------	------------



## Dish solutions



**UTRUSTA towel rail, 16 cm.** Fits In a 20 cm wide base cabinet.

White	502.472.16
-------	------------

# Kitchen accessories

## Drawer and shelf organiser

Less time searching, more time for fun – clever fittings inside drawers and cabinets keep things organised. A helpful tip is to keep things close to where they are used as this enables a smooth workflow.



<b>VARIERA utensil tray, white.</b>	
20×47 cm	906.138.11



<b>UPDATERA utensil tray, white.</b>	
20×31 cm.	104.600.15
20×50 cm	504.600.18



<b>UPDATERA utensil tray, bamboo.</b>	
10×50 cm	006.180.97
20×31 cm	606.180.99
20×50 cm	006.181.01



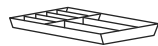
<b>VARIERA adjustable cutlery tray, 30–52×47 cm.</b>	
White	106.138.10



<b>UPDATERA cutlery tray, 32×50 cm.</b>	
White	104.600.20



<b>UPDATERA cutlery tray, 32×31 cm.</b>	
White	704.600.17
Bamboo	305.881.12



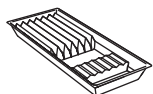
<b>UPDATERA cutlery tray, 32×50 cm.</b>	
Light bamboo	404.599.73



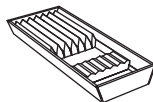
<b>UPDATERA cutlery tray, 52×50 cm.</b>	
Light bamboo	704.331.04



<b>UPDATERA spice rack, white.</b>	
10×50 cm	506.005.75



<b>UPDATERA utensil tray with knife rack.</b>	
Utensil tray, 20×50 cm, white	504.600.18
Knife rack, 20×50 cm, anthracite	804.332.07



<b>UPDATERA utensil tray with knife rack.</b>	
Utensil tray, 20×50 cm, bamboo	006.181.01
Knife rack, 20×50 cm, anthracite	804.332.07



<b>UPDATERA pegboard drawer organiser, 60 cm.</b>	
Anthracite	604.600.08




<b>UPDATERA pegboard drawer organiser, 80 cm.</b>	
Anthracite	004.600.11



<b>VARIERA shelf insert, white.</b>	
32×13×16 cm	801.366.22
32×28×16 cm	601.366.23



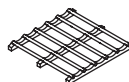
<b>UPDATERA plate holder, anthracite.</b>	
15-23 cm	704.861.78
18-31 cm	504.861.79



<b>VARIERA pot lid organiser.</b>	
Stainless steel	701.548.00



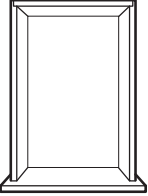
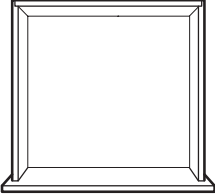








<b>UPDATERA adjustable organiser, grey.</b>	
40 cm	505.441.79
60 cm	505.441.84



<b>VARIERA bottle rack.</b>	
	606.047.14

# UPPDATERA accessories

## Create the perfect combination for your drawers

<b>40 cm drawer</b> Inner dimensions 32 cm	<b>60 cm drawer</b> Inner dimensions 52 cm	<b>80 cm drawer</b> Inner dimensions 72 cm
 <p>1× UPPDATERA cutlery tray, 32×50 cm</p>	 <p>1× UPPDATERA cutlery tray, 32×50 cm 1× UPPDATERA cutlery tray, 20×50 cm</p>	 <p>1× UPPDATERA cutlery tray, 32×50 cm 2× UPPDATERA cutlery tray, 20×50 cm</p>
	 <p>1× UPPDATERA cutlery tray, 32×50 cm 1× UPPDATERA utensil tray, 20×50 cm with UPPDATERA knife rack</p>	 <p>1× UPPDATERA cutlery tray, 32×50 cm 1× UPPDATERA utensil tray, 20×50 cm with UPPDATERA knife rack 2× UPPDATERA spice rack, 10×50 cm</p>
	 <p>1× UPPDATERA cutlery tray, 32×50 cm 2× UPPDATERA spice rack, 10×50 cm</p>	 <p>1× UPPDATERA cutlery tray, 52×50 cm 1× UPPDATERA utensil tray, 20×50 cm</p>
	 <p>1× UPPDATERA cutlery tray, 52×50 cm</p>	 <p>1× UPPDATERA cutlery tray, 52×50 cm 1× UPPDATERA utensil tray, 20×50 cm with UPPDATERA knife rack</p>
		 <p>1× UPPDATERA cutlery tray, 52×50 cm 2× UPPDATERA spice rack, 100×50 cm</p>

# Guidance

## Buying guides – IKEA Kitchens and IKEA Appliances

Whether you're looking for a complete kitchen system like METOD or one of our other kitchens, this buying guide includes the products and helpful information you need to choose the kitchen of your dreams.

## Planning

Get help with the planning of your new kitchen, by booking an appointment with one of our experts at IKEA. You bring the measurements and drawing or a picture of the area – we help you with inspiration and functional solutions for everything, from the placement of cabinets and appliances, worktops and storage to lighting.

## IKEA.co.uk

On our webpage you'll find lots of inspiration and ideas to get the most out of your METOD kitchen, whether it's a new one or an old that you want to freshen up. Plus, here you'll find all products that you can imagine to personalise and create the kitchen of your dreams.

## Shop at IKEA



### **IKEA online:**

For more information about Shop at IKEA visit [IKEA.co.uk](https://www.ikea.co.uk)

## Planning Guide

This guide will help you through all the steps you need to take along the way, including everything from finding your style and measuring your IKEA kitchen to planning, ordering and installing it.

## Kitchen installation guide

Our Kitchen installation guide gives you tips and step-by-step instructions on how to install your kitchen on your own. Just remember, you can do it all by yourself, but you don't have to. Read about our services on page 03.



### **Visit the IKEA store:**

For opening hours and directions to your nearest IKEA store, visit our website at [IKEA.co.uk](https://www.ikea.co.uk)