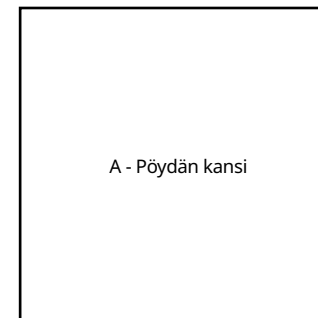
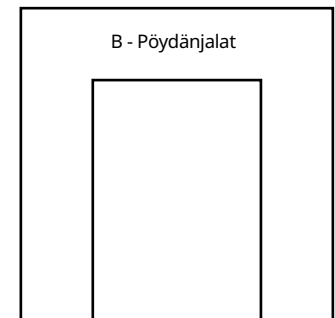
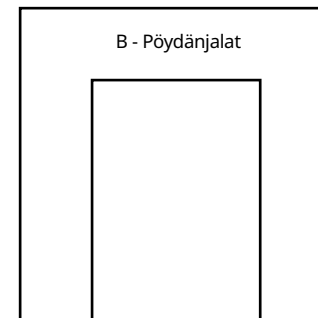
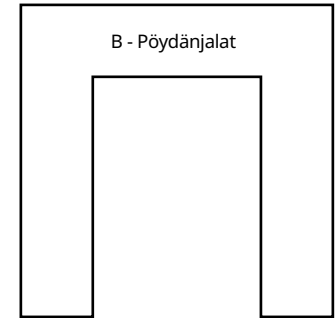
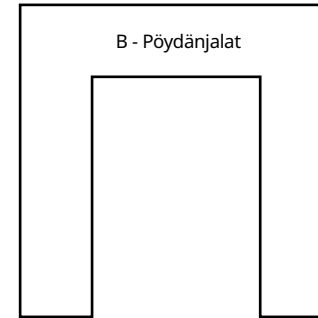
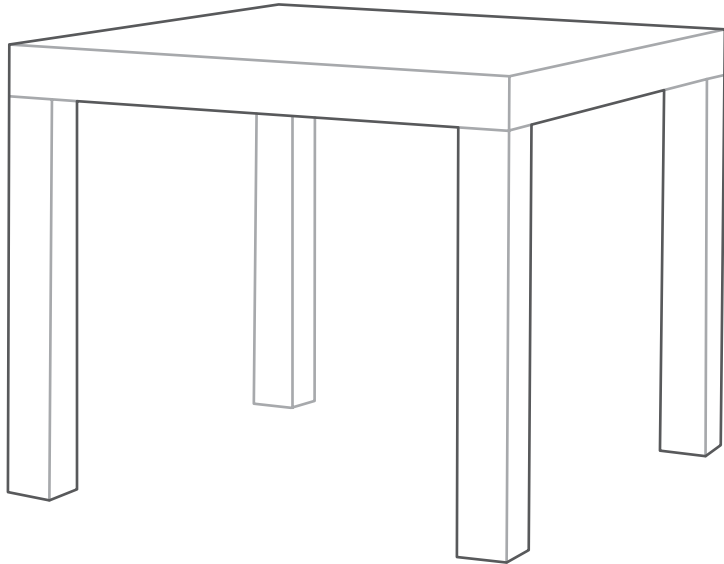



LACK-piparipöytä


Piparkakkusisustussetti



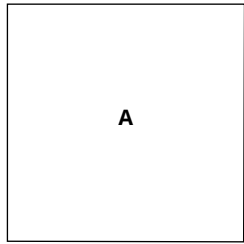


YHDISTÄ OSAT

Liitä osat pikeerillä, piparkakkuliimalla tai sulatetulla sokerilla.

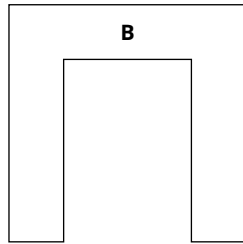


PÖYDÄN KANSI




X1

PÖYDÄNJALAT

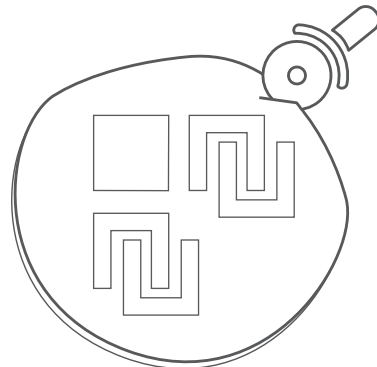


X4


1 LEIKKAA KAAVAT PAPERILTA



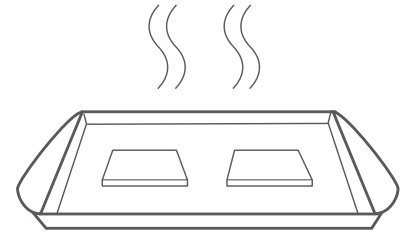
2 KÄYTÄ KAAVAA KUN LEIKKAAT MUODOT PIPARITAIKINASTA



3



4




5

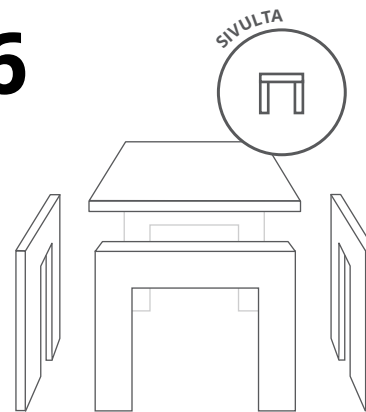
OSIEN YHDISTÄMINEN

Voit käyttää joko pikeeriä, piparkakkuliimaa tai sulatettua sokeria liittäessäsi osat yhteen.

Kun käytät sokeria: sulata kidesokeri paistinpannalla, jotta osien kastaminen olisi helpompaa. Sokeri jähmettyy nopeasti, joten on hyvä toimia ripeästi. Sokeri on myös kuumaa. Olethan varovainen!



6



7

