



Christmas lantern – landscape

(The dimensions shown here are valid when using the IKEA 365+ 1.7l jar with lid. If you use a different jar, please adjust the dimensions.)


Cut out the motives from this page or create your own and place them on a strip of dark paper measuring 38×14,5 cm. Trace the motives and cut them out with a utility knife.

(The cut-out areas will be illuminated.) Place this strip of paper in the jar and arrange it according to its circumference. Then prepare a strip of plain white paper also measuring 38×14,5 cm, put it in the jar and align it with the dark paper. Finally, put an LED light chain in the jar, light it up and close the jar.

Wow!



IKEA 365+
Jar with lid,
glass/bamboo,
1.7 l



LEDFYR
LED lighting chain,
12 lights



MÅLA
Coloured papers





Christmas lantern – landscape


(The dimensions shown here are valid when using the EKLATANT 365+ 0.8 l jar with lid. If you use a different jar, please adjust the dimensions.)

Cut out the houses according to the template on this page and trace them on a strip of dark paper measuring 30×10,5 cm. Cut the motives out with a utility knife. (The cut-out areas will be illuminated.) Place this strip of paper in the jar and arrange it according to its circumference. Then prepare a strip of plain white paper also measuring 30×10,5 cm, put it in the jar and align it with the dark paper. Finally, put an LED light chain in the jar, light it up and close the jar.

Wow!



EKLATANT
Jar with lid,
clear glass/bamboo,
0.8 l



LEDFYR
LED lighting chain,
12 lights



MÅLA
Coloured papers



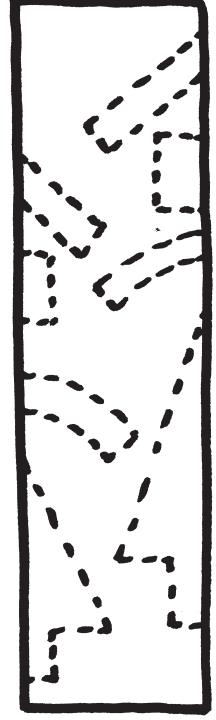


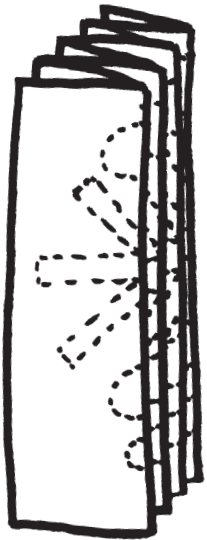


Christmas lantern – cut-out

(The dimensions shown here are valid when using CITRONHAJ spice jars with a volume of 35 cl. If you use a different jar, please adjust the dimensions.)

Take a dark paper measuring 20×9,5 cm and accordion fold it, 2,5 centimetres at a time. Then cut out simple shapes on the edges, you can take inspiration from the patterns below. Then unfold the accordion, place it in the spice jar and carefully arrange it according to its circumference. Next, prepare a strip of plain white office paper also measuring 20×9,5 cm, place it in the jar and align it with the dark paper. Finally, place an LED light chain in the spice jar, light it up and close the jar.

Wow!



MÅLA
Scissors



MÅLA
Coloured papers



CITRONHAJ
Spice jars, clear glass/stainless steel, 35 cl, 4 pcs



LEDFYR
LED lighting chain, 12 lights

