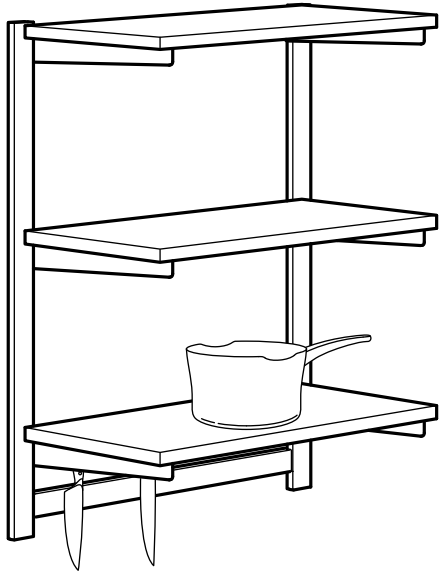


KUNGSFORS

Storage series



Smart storage gives flow in the kitchen

The KUNGSFORS series offers open storage that gives utensils, spices and recipes their given and visible place on the wall. Organized utensils means more space and a better flow in the kitchen, so that cooking is easier. The series is inspired by restaurant kitchens and adapted for both small and large home kitchens. The different parts are also designed to be combined in a variety of ways – to meet different needs.

Requires assembly.

This is a reference guide created to better assist customers when purchasing products. While a high level of accuracy has been sought in its preparation, we cannot guarantee that there are no errors or omissions, nor will we be bound by them. Availability may vary by store. Please see an IKEA co-worker or visit [IKEA.ca](https://www.ikea.ca) for more information.



Good to know

Good to know

You can build KUNGSFORS as a system with the parts and features together in a combination, or mount them separately to the wall – just remember to use the included fittings. If you build KUNGSFORS as a system, screw in and fix the suspension rail once and then simply click in the parts you want, such as a shelf, rail or knife rack. You can then adjust the position of the parts on the suspension rails whenever you want, without making more holes in the wall.

Care

The parts in KUNGSFORS are made of stainless steel, and there is a shelf in ash veneer. You can wipe all parts with a cloth moistened with a mild cleaning agent and then dry with a dry cloth. Avoid using scouring powder, steel wool and hard or sharp objects since it can scratch the stainless steel surface.

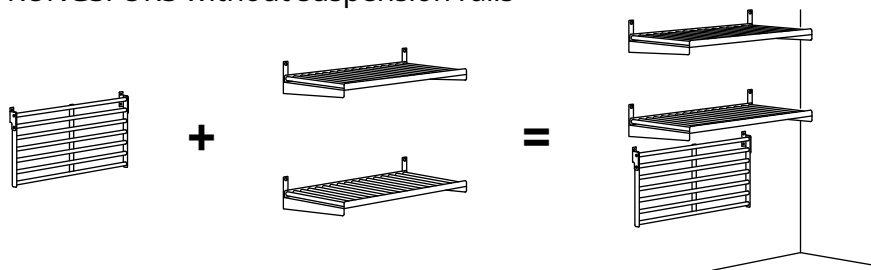
Safety

Different wall materials require different types of fixing devices. Use fixing devices suitable for the walls in your home, sold separately.

How to build

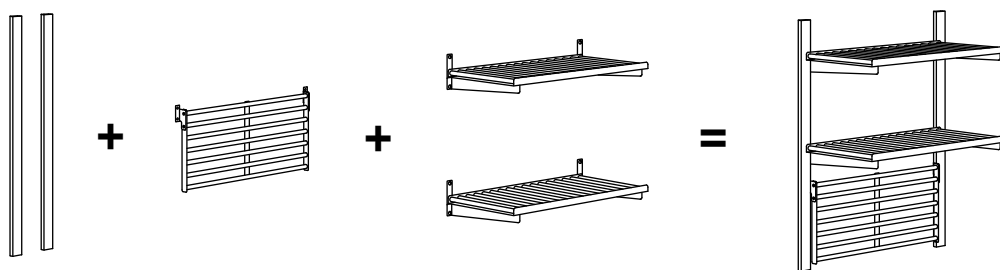
You can use the different parts of KUNGSFORS freestanding or combine them as a system which you mount with the help of the suspension rails. Below you see the different ways that you can use KUNGSFORS.

KUNGSFORS without suspension rails



If you want a flexible solution, you can mount KUNGSFORS directly on the wall freestanding and furnish your wall just the way you want.

KUNGSFORS with suspension rails



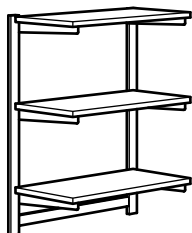
To build KUNGSFORS as a system, you need at least two suspension rails that you mount into the wall. You then choose the parts you want in order to create your personal storage solution.

You click the parts in place to the suspension rails and can then adjust the height and replace or add parts whenever you want, without having to make new holes in the wall.

Combinations

Overall size: Width×Depth×Height.

The combinations we present here are suggestions for how you can build KUNGSFORS as a system based on different needs. To create your own solution, see page 4 for all parts.



KUNGSFORS suspension rail with shelf/magnetic knife rack.

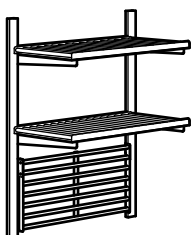
This combination includes three shelves in ash veneer that help you store what you need. The magnetic knife rack makes it easy to see and reach all your different knives when cooking.

Overall size: 64×32×80 cm (25¼×12½×31½")

This combination 392.543.26

Shopping list

Suspension rail, 80×4×2 cm (31½×1½×¾"), stainless steel	803.348.58	2 pcs
Shelf, 60×30 cm (23½×11¾"), ash veneer	903.712.23	3 pcs
Magnetic knife rack steel 56 cm (22"), stainless steel	403.349.21	1 pc



KUNGSFORS suspension rail with shelf/wall grid.

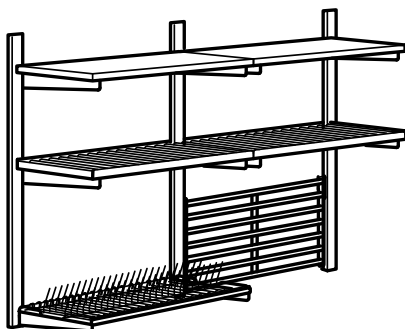
A stainless steel combination which comprises of two shelves that allows you to see what is on the shelf from underneath. On the wall grid you can create more storage space by hanging utensils using the S-hooks or containers in the series.

Overall size: 64×32×80 cm (25¼×12½×31½")

This combination 192.543.32

Shopping list

Suspension rail, 80×4×2 cm (31½×1½×¾"), stainless steel	803.348.58	2 pcs
Shelf, 60×30 cm (23½×11¾"), stainless steel	503.349.25	2 pcs
Wall grid, 56×26.5 cm (22×10½"), stainless steel	803.349.19	1 pc



KUNGSFORS suspension rail/shelf/dish drainer/wall grid.

A practical combination that makes cooking and washing up easier. Store pots and pans on the shelf in stainless steel, hang kitchen utensils and anything else you want close at hand on the wall grid. The dish drainer has a removable tray underneath that collect excess water from the drainer and protect your countertop. When you don't need the drainer function, simply fold down the pins and use it as a regular shelf. Things not used often can be placed on the top shelf in ash veneer.

Overall size: 124×32×80 cm (48¾×12½×31½")

This combination 492.543.35

Shopping list

Suspension rail, 80×4×2 cm (31½×1½×¾"), stainless steel	803.348.58	3 pcs
Shelf, 60×30 cm (23½×11¾"), ash veneer	903.712.23	2 pcs
Shelf, 60×30 cm (23½×11¾"), stainless steel	503.349.25	2 pcs
Dish drainer, 60×30×10 cm (23½×11¾×4"), stainless steel	403.712.25	1 pcs
Wall grid, 56×26.5 cm (22×10½"), stainless steel	803.349.19	1 pc

All parts

All parts can be used in the system between the suspension rails or used separately as freestanding parts.



Container, 24×12×26.5 cm (9½×4¾×10¾").
Stainless steel 603.349.20



Tablet stand, 26×13×12 cm (10¼×5½×4¾").
Stainless steel 203.349.17



S-hook, 5-pack. Max load per hook 4 kg (9 lbs).
Stainless steel 203.349.22



Magnetic knife rack, 56 cm (22").
Stainless steel 403.349.21



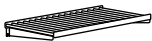
Magnetic clip, 3-pack.
Stainless steel 003.349.23



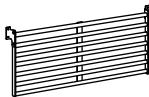
Rail, 56 cm (22").
Stainless steel 403.349.16



Shelf, 60×30 cm (23¾×11¾"). Max load 22 kg (49 lbs).
Ash veneer 903.712.23



Shelf, 60×30 cm (23¾×11¾"). Max load 22 kg (49 lbs).
Stainless steel. 503.349.25



Wall grid, 56×26.5 cm (22×10½").
Stainless steel 803.349.19



Dish drainer, 60×30×10 cm (23½×11¾×4").
Stainless steel 403.712.25



Suspension rail, 80×4×2 cm (31½×1½×¾").
Stainless steel. 803.348.58



Net bag, set of 2.
203.728.34



Kitchen cart, 60×40×90 cm (23¾×15¾×35¾").
Stainless steel 803.349.24