

PAX & KOMPLEMENT

Wardrobes and closet solutions

Safety

This furniture must be fixed to the wall. Different wall materials require different types of mounting hardware, which is not included. Purchase mounting hardware suitable for the walls in your home.

Assembly

Minimum ceiling heights:

For wardrobes with hinged doors or for closet solutions without doors:


202 cm (79½") for 201 cm (79") frames,
237 cm (93") for 236 cm (93") frames

For wardrobes with sliding doors:

205 cm (81") for 201 cm (79") frames,
240 cm (94½") for 236 cm (93") frames

Important:

Two people are required to assemble this furniture safely.



10

Free 10 year warranty.

Read more in the warranty brochure.

Requires assembly.

Create your own wardrobe or closet solution:

By combining frames and doors from the PAX series with the KOMPLEMENT interior organizers, you can create exactly the wardrobe you need. Or you can choose one of our suggested solutions. The result is a wardrobe to suit both your home and your clothes.

Use our PAX planning tool

You can create your wardrobe on the planner found in the PAX area of the store, or in the comfort of your own home. Just visit the bedroom department at www.IKEA.ca, go to the PAX planner and start making a wardrobe uniquely designed for you – by you.

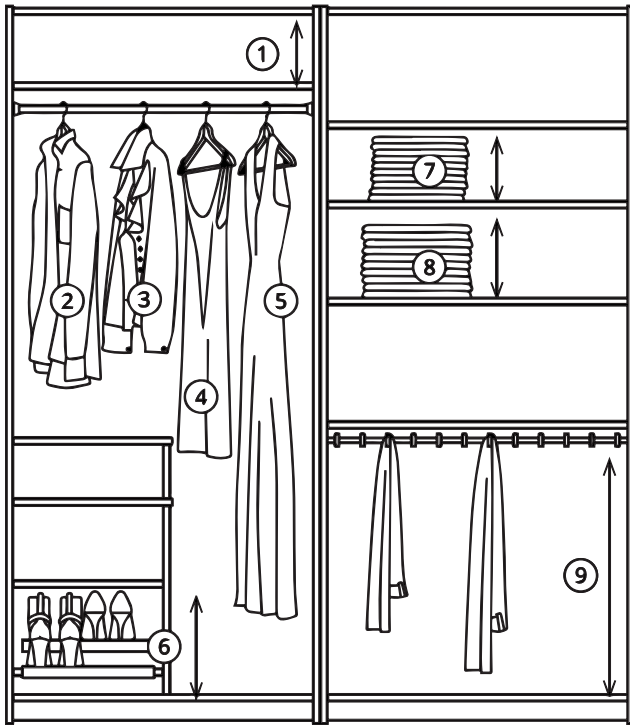
Do it yourself or let us help

You might well be able to do everything yourself, but you don't have to! Let us help make your wardrobe dream a reality with our delivery, assembly and more. Read more at www.IKEA.ca or on the last page of this guide.

This is a reference guide created to better assist customers when purchasing products. While a high level of accuracy has been sought in its preparation, we cannot guarantee that there are no errors or omissions nor will we be bound by them. Availability may vary by store and prices are subject to change. Please see an IKEA co-worker or visit www.IKEA.ca for more information.



Good to know measurements



Hard to know how much space your clothes will take? Here's a useful guide of a few measurements and generic clothes sizes that could come in handy when planning your wardrobe.

1. Plan 21 cm to fit SKUBB storage boxes.
2. Plan appr. 100 cm for coats.
3. Plan appr. 80 cm for blouses.
4. Short dresses needs appr. 120 cm.
5. Really long garments might need up to 190 cm.
6. Plan 33 cm for a pull-out shoe shelf.
7. Plan appr. 25 cm for 10 folded t-shirts.
8. Plan appr. 30 cm for 10 pairs of folded sweaters.
9. Plan appr. 60–70 cm for hanging trousers.

We have a wide range of PAX/KOMPLEMENT combinations to choose from which you can find in the store or on our website at www.IKEA.ca. If you don't find a pre-designed solution that you like, you can use our PAX/KOMPLEMENT planner to create the perfect solution that suits your needs and taste. Begin by looking through the ready-made combinations on the web or in the planner gallery and choose one that inspires you. You will then have a pre-designed combination to start from that you can customise to your needs. You can, for example, change the size and the colour of the wardrobe, or the interior organisers. You can also use the planner to design your own unique PAX/KOMPLEMENT combination from scratch. There are 3 simple steps to follow when choosing your wardrobe solution.

- 1. Choose your frames.** Consider how much space you have available in your room. It's important to know the maximum height and width of your new wardrobe. Remember, you can also make the most of unused space with corner units.
- 2. Pick your style.** What colour do you want your wardrobe to be? We can offer a wide selection selection of doors in different colours.
- 3. Choose interior organizers.** Think through your day-to-day needs. Do you have a lot of shoes? Then a pull-out tray with shoe rails could be a good option for you. Or perhaps you have a lot of pants? Then a pants hanger will come in handy. If you keep your summer and winter clothes in the same place, drawers will store your clothes neatly away.

Once you have decided on the interior organizers, it's time to add the finishing touches. Complete your new wardrobe with your choice of boxes and inserts from our extensive range of interior accessories. And for a really great result, don't forget the integrated lighting! Simple to install and makes it so much easier for you to find the right outfit.

The PAX/KOMPLEMENT planner helps you to calculate the price of your wardrobe and allows you to print or save a product list that you can bring to the store or use to buy online.

The planner can be found in the wardrobe area of the store or in the comfort of your own home. Just visit the wardrobe department on the IKEA website and go to the PAX/KOMPLEMENT wardrobe planner: www.IKEA.ca.

Frames

Overall size: Width×Depth×Height.

Hinged doors are available for 50 cm (19½") and 100 cm (39¼") frames only.


Choose frames in the height, width and depth that fits into your home. You can pick between **two heights** 201 cm (79¼") or 236 cm (92⅞"), **two depths** of 35 cm (13¾") or 58 cm (22⅞"), and **three widths** of 50 cm (19½"), 75 cm (29½") or 100 cm (39¼"). Available colours for each size are listed below.

201 cm (79¼") high frames



50×35×201 cm (19½×13¾×79¼")

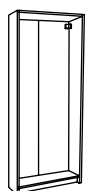
White 602.145.69



75×35×201 cm (29½×13¾×79¼")

For use with sliding doors, or as an open solution.

White 402.119.77



100×35×201 cm (39¼×13¾×79¼")


White 902.145.63



50×58×201 cm (19½×22⅞×79¼")

White 702.145.59

Gray stained ash effect * 004.746.64

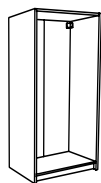


75×58×201 cm (29½×22⅞×79¼")

For use with sliding doors, or as an open solution.

White 702.145.64

Gray stained ash effect * 704.746.89



100×58×201 cm (39¼×22⅞×79¼")

White 202.145.66


Gray stained ash effect * 204.746.58

236 cm (92⅞") high frames



50×35×236 cm (19½×13¾×92⅞")

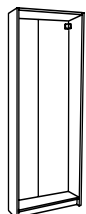
White 402.145.65



75×35×236 cm (29½×13¾×92⅞")

For use with sliding doors, or as an open solution.

White 802.074.93



100×35×236 cm (39¼×13¾×92⅞")


White 002.145.72



50×58×236 cm (19½×22⅞×92⅞")

White 802.145.68

Gray stained ash effect * 904.746.88



75×58×236 cm (29½×22⅞×92⅞")

For use with sliding doors, or as an open solution.

White 202.145.71

Gray stained ash effect * 504.746.90



100×58×236 cm (39¼×22⅞×92⅞")

White 502.145.60

Gray stained ash effect * 204.746.63

* White supplies last.

Create a corner solution

Overall size: Width×Depth×Height.

With this add-on unit for corner frame, you can also make use of the corners when building your wardrobe. It fits all frames in the PAX wardrobe system, so all you need to do is combine the add-on unit with the frame that suits your space best. No matter which depth or height you choose for your add-on unit, 4 adjustable shelves are always included. You can also complete with interior organizers from the KOMPLEMENT series to create exactly the wardrobe you've dreamed of.

201 cm (79¼") high frames



Add-on unit for corner
53×35×201 cm (20%×13¼×79¼")

White	403.469.38
-------	------------



Add-on unit for corner
53×58×201 cm (20%×22¾×79¼")

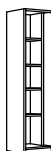
White	703.469.32
Gray stained ash effect *	904.746.31

236 cm (92⅞") high frames



Add-on unit for corner
53×35×236 cm (20%×13¼×92⅞")

White	803.469.41
-------	------------



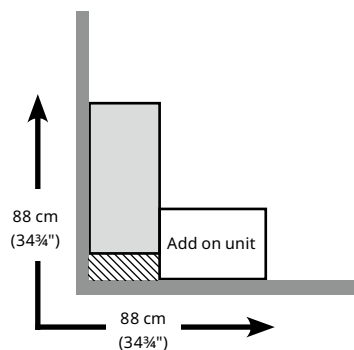
Add-on unit for corner
53×58×236 cm (20%×22¾×92⅞")

White	303.469.34
Gray stained ash effect *	404.746.57

* White supplies last.

How to build

Here you can see how the add-on unit for corner frame can be used with other frames. The examples shown here are combinations that work together with hinged doors. For open storage solutions, there are even more possibilities.



35 cm (13 $\frac{3}{4}$ ") deep add-on unit for corner with one 75×35 cm (29 $\frac{1}{2}$ ×13 $\frac{3}{4}$ ") frame.

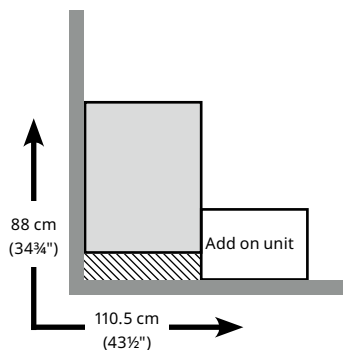
Suggestion of interior organizers to use in this combination

Standard frame 75×35 cm (29 $\frac{1}{2}$ ×13 $\frac{3}{4}$):

Clothes rail 75 cm (29 $\frac{1}{2}$ ")
Shelf 75×35 cm (29 $\frac{1}{2}$ ×13 $\frac{3}{4}$ ")
Shoe shelf 75×35 cm (29 $\frac{1}{2}$ ×13 $\frac{3}{4}$ ")
Multi-use hanger 35 cm (13 $\frac{3}{4}$ ")

Add-on unit for corner:

All KOMPLEMENT interior organizers 35 cm (13 $\frac{3}{4}$ ") depth.



35 cm (13 $\frac{3}{4}$ ") deep add-on unit for corner with one 75×58 cm (29 $\frac{1}{2}$ ×22 $\frac{7}{8}$ ") frame.

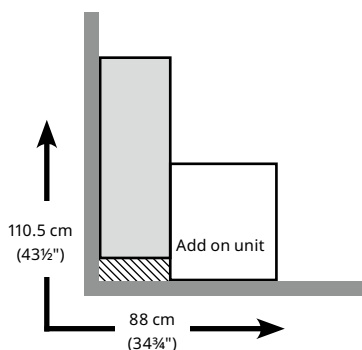
Suggestion of interior organizers to use in this combination

Standard frame 75×58 cm (29 $\frac{1}{2}$ ×22 $\frac{7}{8}$):

Clothes rail 75 cm (29 $\frac{1}{2}$ ")
Shelf 75×58 cm (29 $\frac{1}{2}$ ×22 $\frac{7}{8}$ ")
Multi-use hanger 58 cm (22 $\frac{7}{8}$ ")

Add-on unit for corner:

All KOMPLEMENT interior organizers 35 cm (13 $\frac{3}{4}$ ") depth.



58 cm (22 $\frac{7}{8}$ ") deep add-on unit for corner with one 100×35 cm (39 $\frac{1}{4}$ ×13 $\frac{3}{4}$ ") frame.

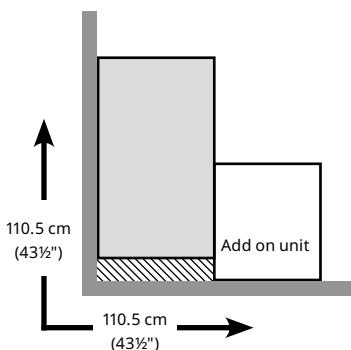
Suggestion of interior organizers to use in this combination

Standard frame 100×35 cm (39 $\frac{1}{4}$ ×13 $\frac{3}{4}$):

Clothes rail 100 cm (39 $\frac{1}{4}$ ")
Shelf 100 cm (39 $\frac{1}{4}$ ")
Shoe shelf 100 cm (39 $\frac{1}{4}$ ")
Multi-use hanger 35 cm (13 $\frac{3}{4}$ ")

Add-on unit for corner:

All KOMPLEMENT interior organizers 35 cm (13 $\frac{3}{4}$ ") depth.
Clothes rail 50 cm (19 $\frac{5}{8}$ ") (turn the fitting around).



58 cm (22 $\frac{7}{8}$ ") deep add-on unit for corner with one 100×58 cm (39 $\frac{1}{4}$ ×22 $\frac{7}{8}$ ") frame.

Suggestion of interior organizers to use in this combination

Standard frame 100×58 cm (39 $\frac{1}{4}$ ×22 $\frac{7}{8}$):

Clothes rail 100 cm (39 $\frac{1}{4}$ ")
Shelf 100×58 cm (39 $\frac{1}{4}$ ×22 $\frac{7}{8}$ ")
Divider for frame 50 cm (19 $\frac{5}{8}$ ") with your choice of pull-out interior organizers.
Multi-use hanger 58 cm (22 $\frac{7}{8}$ ")

Add-on unit for corner:

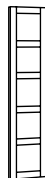
All KOMPLEMENT interior organizers 35 cm (13 $\frac{3}{4}$ ") depth.
Clothes rail 50 cm (19 $\frac{5}{8}$ ") (turn the fitting around).

Hinged doors

Overall size: Width×Depth×Height.

Handles and knobs are sold separately except where noted.

All available options of hinged doors are listed below. Remember to pick up one 3-pack KOMPLEMENT hinges for each 195 cm (76¾") tall door, and one 4-pack KOMPLEMENT hinges for each 229 cm (90¾") tall door.



BERGSBO door.

White

50×195 cm (19½×76¾")	202.074.10
50×229 cm (19½×90¾")	301.604.07



FARDAL door.

High gloss light gray

50×195 cm (19½×76¾")	603.306.20
50×229 cm (19½×90¾")	503.306.06



VIKEDAL door with handle.

Mirror

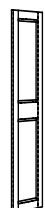
25×195 cm (9¾×76¾")	403.011.24
25×229 cm (9¾×90¾")	103.011.25
50×195 cm (19½×76¾")	700.233.19
50×229 cm (19½×90¾")	300.233.21



FORSAND door.

White

25×195 cm (9¾×76¾") *	204.236.02
25×229 cm (9¾×90¾")	804.236.04
50×195cm (9¾×76¾")	604.423.83
50×229cm (19½×90¾")	104.423.85



GRIMO door.

White

50×195 cm (19½×76¾")	403.434.64
50×229 cm (19½×90¾")	903.434.66

Dark blue

50×195 cm (19½×76¾")	504.806.48
50×229 cm (19½×90¾")	104.806.50

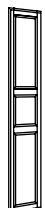


Black-brown stained ash effect

50×195 cm (19½×76¾") *	704.348.15
50×229 cm (19½×90¾") *	304.348.17

Gray stained ash effect

25×195 cm (9¾×76¾") *	704.939.37
25×229 cm (9¾×90¾")	504.939.38
50×195cm (9¾×76¾")	404.829.16
50×229 cm (19½×90¾")	004.830.41



TYSSEDAL door.

White

50×229 cm (19½×90¾")	402.981.26
----------------------	------------



White/Glass

50×195 cm (19½×76¾")	203.291.95
50×229 cm (19½×90¾")	803.291.97



REPVÅG door.

White stain oak veneer

50×229 cm (19½×90¾")	304.278.69
----------------------	------------



REINVSVOLL door.

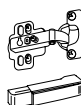
Gray-beige

50×195 cm (19½×76¾")	004.731.41
50×229 cm (19½×90¾")	604.731.38



TYSSEDAL mirror door.

50×229 cm (19½×90¾")	004.491.13
----------------------	------------



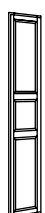
KOMPLEMENT soft closing hinge.

For 195 cm (76¾") doors

3-pack	002.145.05
--------	------------

For 229 cm (90¾") doors

4-pack	302.145.04
--------	------------



FLISBERGET door.

Light beige

50×229 cm (19½×90¾")	603.447.35
----------------------	------------



KOMPLEMENT soft closing hinge for add-on corner unit.

For 195 cm (76¾") doors


6-pack	103.684.89
--------	------------

For 229 cm (90¾") doors

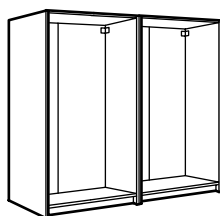
8-pack	503.684.92
--------	------------

* White supplies last.

How to combine frames for sliding doors



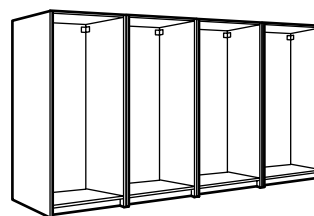
150 cm (59") combination
75+75 cm (29½+29½")



200 cm (78¾") combination
100+100 cm (39¼+39¼")

Alternatives:

100+50+50 cm (39¼+19½+19½")
50+50+100 cm (19½+19½+39¼")
50+50+50+50 cm (19½+19½+19½+19½")



300 cm (118") combination
75+75+75+75 cm
(29½+29½+29½+29½")

Note: Two pair of 150 cm (59") wide sliding doors are needed to build a 300 cm (118") wide combination.

Sliding doors

Sliding doors are sold in pairs. The size refers to the total measurement of the two doors together.
Add a KOMPLEMENT soft closing device that catches the running doors so that they close slowly, silently, and gently.



HASVIK pair of sliding doors.

White

150×201 cm (59×79½")	803.911.32
200×201 cm (78¾×79½")	903.911.36
150×236 cm (59×92½")	403.911.34
200×236 cm (78¾×92½")	503.911.38

White stained oak effect

150×201 cm (59×79½")	104.350.02
200×201 cm (78¾×79½")	004.350.07

High-gloss white

150×201 cm (59×79½")	403.911.67
200×201 cm (78¾×79½")	703.914.39
150×236 cm (59×92½")	203.914.08
200×236 cm (78¾×92½")	903.914.57



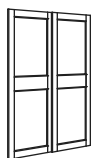
MEHAMN double sided, wooden effect, pair of sliding doors.

Black-brown/brown stained ash effect with aluminum metal frame and soft close device

150×201 cm (59×79½") *	093.195.03
200×201 cm (78¾×79½") *	993.195.13
150×236 cm (59×92½") *	193.195.07
200×236 cm (78¾×92½") *	093.195.17

White/white stained oak effect with aluminum metal frame and soft close device

150×201 cm (59×79½")	993.288.24
200×201 cm (78¾×79½")	292.944.41
150×236 cm (59×92½")	593.195.10
200×236 cm (78¾×92½")	493.195.20



GRIMO pair of sliding doors.

White

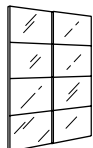
150×201 cm (59×79½")	393.935.01
200×201 cm (78¾×79½")	993.935.03
150×236 cm (59×92½")	293.935.06
200×236 cm (78¾×92½")	893.935.08

* While supplies last.

Sliding doors

Sliding doors are sold in pairs. The size refers to the total measurement of the two doors together.

Note: The door is divided into three packages. Please use a picking list to ensure you collect one door frame and two packages of door panels.



AULI mirror, pair of sliding doors.

Mirror with aluminum frame

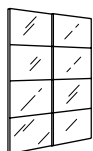
150×201 cm (59×79½")	098.987.72
200×201 cm (78¾×79½")	498.987.70
150×236 cm (59×92½")	698.987.69
200×236 cm (78¾×92½")	298.987.71



TJÖRHOM pair of sliding doors.

White with white metal frame and soft close device

150×201 cm (59×79½")	693.362.60
200×201 cm (78¾×79½")	593.362.65
150×236 cm (59×92½")	992.761.89
200×236 cm (78¾×92½")	992.761.94



FÄRVIK glass, pair of sliding doors.

White with white metal frame

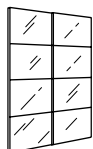
150×236 cm (59×92½")	399.304.45
200×236 cm (78¾×92½")	799.304.48



SVARTISDAL pair of sliding doors.

White paper effect with aluminum frame and soft close device

150×201 cm (59×79½")	993.362.30
200×201 cm (78¾×79½")	693.362.36
150×236 cm (59×92½")	393.362.33
200×236 cm (78¾×92½")	093.362.39



AULI/FÄRVIK mirror/glass, pair of sliding doors.

Mirror/white with white metal frame

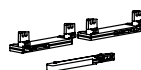
150×201 cm (59×79½")	099.303.81
200×201 cm (78¾×79½")	499.303.84
150×236 cm (59×92½")	899.303.82
200×236 cm (78¾×92½")	199.303.85



KOMPLEMENT soft open/closing device.

Fits HASVIK and SVORKMO doors, designed for PAX.

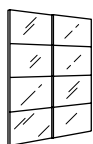
2-pack	503.274.54
--------	------------



KOMPLEMENT soft open/closing device.

Fits all panel sliding doors designed for PAX.

2-pack	504.437.74
--------	------------




HOKKSUND pair of sliding doors.

High gloss light gray with aluminium metal frame

150×201 cm (59×79½")	393.117.08
150×236 cm (59×92½")	892.202.25
200×236 cm (78¾×92½")	692.202.31

Create your own sliding door

1 frame (pack of 2) + panel 1 + panel 2 = sliding door combination



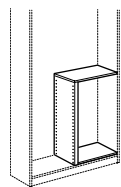
You can also choose your own combination of metal frames and panels for your sliding doors. The metal frame comes in a pack of two, and is available in white, black, and aluminum. Panels come in a variety of materials and colours. Choose one frame and two packages of panels for each sliding door combination.

You can also create your own sliding door in the PAX planning tool at [IKEA.ca](https://www.ikea.ca) or speak with a co-worker in the PAX area of the store for more information.

Interior organizers

Overall size: Width×Depth×Height.

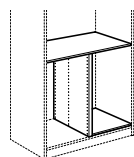
Organize all your shoes, ties, bed linen, lingerie, scarves, pants, handbags, shoes, jewellery etc. The KOMPLEMENT range perfectly matches the different doors and frames in the PAX series. Width and depth of KOMPLEMENT articles is stated to match the dimensions of the corresponding frame, actual dimensions vary.



KOMPLEMENT divider for frames

Fits 75-100×35 cm (29½-39¼×13¾") frames. Can be combined with any 50×35 cm (19½×13¾") KOMPLEMENT interior organizers.

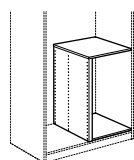
White	704.339.72
-------	------------



KOMPLEMENT divider

Fits 100×58 cm (39¼×22½") frames. Can be combined with all 50 cm (19½") KOMPLEMENT interior organizers. H81.5 cm.

White	002.464.17
Gray stained ash effect *	904.746.93



KOMPLEMENT divider

Fits 100×58 cm (39¼×22½") and 75×58 cm (29½×22½") frames. Can be combined with all 50 cm (19½") KOMPLEMENT interior organizers. H81.5 cm.

White	602.463.96
Gray stained ash effect *	104.746.92



KOMPLEMENT shelf

100×35 cm (39¼×13¾")

White	002.779.89
-------	------------



75×35 cm (29½×13¾")

White	702.779.95
-------	------------



50×35 cm (19½×13¾")

White	402.779.92
-------	------------



KOMPLEMENT shelf

100×58 cm (39¼×22½")

White	702.779.57
Gray stained ash effect *	504.750.91



75×58 cm (29½×22½")

White	902.779.61
Gray stained ash effect *	704.750.90



50×58 cm (19½×22½")

White	302.779.59
Gray stained ash effect *	904.750.89



KOMPLEMENT glass shelf

100×35 cm (39¼×13¾")

White	004.339.75
-------	------------



75×35 cm (29½×13¾")

White	804.339.81
-------	------------



50×35 cm (19½×13¾")

White	404.339.78
-------	------------



KOMPLEMENT glass shelf

100×58 cm (39¼×22½")

White	702.576.38
Gray stained ash effect *	304.749.74



75×58 cm (29½×22½").

White	802.576.47
Gray stained ash effect *	704.749.86



50×58 cm (19½×22½").

White	002.576.46
Gray stained ash effect *	904.749.85



KOMPLEMENT pull-out tray

100×35 cm (39¼×13¾")

White	204.339.84
-------	------------



75×35 cm (29½×13¾").

White	904.339.90
-------	------------



50×35 cm (19½×13¾").

White	504.339.87
-------	------------



KOMPLEMENT pull-out tray

Combines with different inserts and shoe racks, see organizing accessories.

100×58 cm (39¼×22½")

White	702.463.86
Gray stained ash effect *	304.750.73



75×58 cm (29½×22½")

White	302.463.74
Gray stained ash effect *	504.750.72



50×58 cm (19½×22½")

White	202.463.60
Gray stained ash effect *	704.750.71



KOMPLEMENT clothes rail

Fits 58 cm (22½") deep frames.

100 cm (39¼")

White	302.568.91
Dark gray	802.569.40



75 cm (29½")

White	402.568.95
Dark gray	002.569.44



50 cm (19½")

White	902.568.93
Dark gray	402.569.42



KOMPLEMENT clothes rail

Fits 35 cm (13¾") deep frames.

100×35 cm (39¼×13¾")

White	104.464.49
-------	------------



75×35 cm (29½×13¾")

White	804.464.55
-------	------------










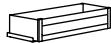


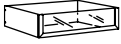




50×35 cm (19½×13¾")




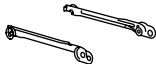
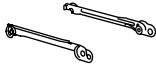
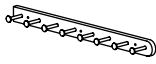

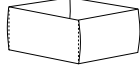
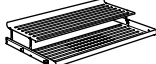



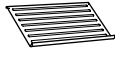

White	504.464.52
-------	------------

* While supplies last.

Interior organizers

Overall size: Width×Depth×Height. Rails for drawer included.

	KOMPLEMENT drawer 100×35 cm (39¼×13¾") White	702.467.58
	75×35 cm (29½×13¾") White	702.467.44
	50×35 cm (19½×13¾") White	302.467.22
	KOMPLEMENT drawer 100×58 cm (39¼×22½") White	902.463.52
	Gray stained ash effect *	404.748.17
	75×58 cm (29½×22½") White	102.463.32
	Gray stained ash effect *	604.748.16
	50×58 cm (19½×22½") White	102.463.08
	Gray stained ash effect *	804.748.15
	KOMPLEMENT drawer with framed front 100×35 cm (39¼×13¾") White *	404.465.89
	75×35 cm (29½×13¾") White *	104.465.95
	50×35 cm (19½×13¾") White *	804.465.92
	KOMPLEMENT drawer with glass front 100×58 cm (39¼×22½") White	202.467.08
	Gray stained ash effect *	204.748.56
	75×58 cm (29½×22½") White	102.466.95
	Gray stained ash effect *	404.748.55
	50×58 cm (19½×22½") White	702.466.83
	Gray stained ash effect *	704.748.54
	KOMPLEMENT mesh basket 100×35 cm (39¼×13¾") To be completed with KOMPLEMENT pull-out rail for basket 35 cm (13¾"), sold separately.	Dark gray 302.572.92 White 902.572.94
	75×35 cm (29½×13¾") To be completed with KOMPLEMENT pull-out rail for basket 35 cm (13¾"), sold separately.	Dark gray 702.573.08 White 102.573.11
	50×35 cm (19½×13¾") To be completed with KOMPLEMENT pull-out rail for basket 35 cm (13¾"), sold separately.	Dark gray 402.573.00 White 002.573.02

	KOMPLEMENT mesh basket 100×58 cm (39¼×22½") To be completed with KOMPLEMENT pull-out rail for basket 58 cm (22½"), sold separately.	Dark gray 402.572.96 White 002.572.98
	75×58 cm (29½×22½") To be completed with KOMPLEMENT pull-out rail for basket 58 cm (22½"), sold separately.	Dark gray 702.573.13 White 202.573.15
	50×58 cm (19½×22½") To be completed with KOMPLEMENT pull-out rail for basket 58 cm (22½"), sold separately.	Dark gray 602.573.04 White 102.573.06
	KOMPLEMENT pull-out rail for basket 35 cm (13¾"), 2-pack Dark gray	902.632.33
	White	602.632.44
	58 cm (22½"), 2-pack Dark gray	102.632.32
	White	302.632.45
	KOMPLEMENT pull-out multi-use hanger 58 cm (22½") White	802.624.89
	KOMPLEMENT box, light gray 15×26.5×12 cm (6×10½×4¾")	104.040.53
	25×27×12 cm (9¾×10¾×4¾")	404.057.77
	KOMPLEMENT pull-out shoe shelf 100×58 cm (39¼×22½") Dark gray	102.574.67
	White	002.574.63
	75×58 cm (29½×22½") Dark gray	302.574.71
	White	302.574.66
	50×58 cm (19½×22½") Dark gray	702.574.69
	White	802.574.64
	KOMPLEMENT shoe shelf 100×35 cm (39¼×13¾") Dark gray *	902.572.51
	White	502.572.53
	75×35 cm (29½×13¾") Dark gray *	202.572.59
	White	802.572.61
	50×35 cm (19½×13¾") Dark gray *	002.572.55
	White	602.572.57

* While supplies last.

Interior organizers

Overall size: Width×Depth×Height.



KOMPLEMENT pull-out pants hanger

100×35 cm (39¼×13¾")

White	604.465.45
-------	------------



75×35 cm (29½×13¾")

White	204.465.52
-------	------------



50×35 cm (19½×13¾")

White	804.465.49
-------	------------



KOMPLEMENT pull-out pants hanger

100×58 cm (39¼×22¾")

White	004.465.34
-------	------------



75×58 cm (29½×22¾")

White	704.465.40
-------	------------



50×58 cm (19½×22¾")


White	304.465.37
-------	------------



KOMPLEMENT drawer mat 90×53 cm (35½×20¾")

Easy to cut to the desired size; non-slip backing.

Light gray	304.055.65
------------	------------



KOMPLEMENT divider for pull-out tray.

Felt, light gray.

50×35cm (19½×13¾po)	504.675.62
---------------------	------------

75×35cm (29½×13¾po)	804.675.65
---------------------	------------

100×35cm (39¼×13¾po)	104.675.59
----------------------	------------

50×58cm (19½×22¾po)	204.667.95
---------------------	------------

75×58cm (29½×22¾po)	804.667.97
---------------------	------------

100×58cm (39¼×22¾po)	704.667.93
----------------------	------------



KOMPLEMENT insert for pull-out tray, light gray.

To fit KOMPLEMENT pull-out tray 50×58 cm (19½×22¾") you will need:

1 KOMPLEMENT insert 40×53 cm (15¾×20¾").

To fit KOMPLEMENT pull-out tray 75×58 cm (29½×22¾") you will need:

1 KOMPLEMENT insert 25×53 cm (9¾×20¾") and 1 KOMPLEMENT insert 40×53 cm (15¾×20¾").

To fit KOMPLEMENT pull out tray 100×58 cm (39¼×22¾") you will need:

2 KOMPLEMENT inserts 25×53 cm (9¾×20¾") and 1 KOMPLEMENT insert 40×53 cm (15¾×20¾").

25×53 cm (9¾×20¾") for jewelry	304.040.28
-----------------------------------	------------

40×53 cm (15¾×20¾") with compartments	504.040.27
--	------------

Handles

The handles below are developed specially to fit doors for PAX wardrobes.
You can find even more knobs and handles to choose from at www.IKEA.ca



ORRNÄS handle, stainless steel, 2 pack.

234 mm	802.254.11
--------	------------

330 mm	402.254.13
--------	------------



BILLSBRO handle, 2 pack.

White

838 mm	703.343.21
--------	------------

2220 mm	203.343.09
---------	------------

Stainless steel

838 mm	803.236.33
--------	------------

2220 mm	103.235.99
---------	------------

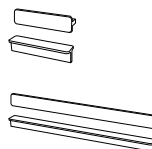


KALLRÖR handle, stainless steel, 2 pack.

213 mm	503.570.02
--------	------------

405 mm	103.570.04
--------	------------

597 mm	303.570.03
--------	------------



HACKÄS handle, 2 pack.

Anthracite

100 mm	303.424.79
--------	------------

300 mm	503.424.78
--------	------------

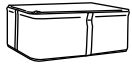
Interior accessories

Overall size: Width×Depth×Height.

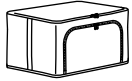
Fits 35 cm deep frames



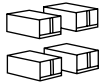
HEMMAFIXARE shoe box, 2-pack, 23×34×19 cm (9×13×7").
White/gray 405.039.14



HEMMAFIXARE storage case, 34×51×19 cm (13½×20×7½").
White/gray 905.039.21



HEMMAFIXARE storage case, 34×51×28 cm (13½×20×11").
White/gray 905.039.16



SKUBB shoe box, 22×34×16 cm (8¾×13½×6¼"), 4-p.
White 901.863.91
Dark gray 804.000.04



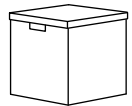
SKUBB box, set of 6.
White 004.285.49
Dark gray 403.999.98



TJENA storage box with lid, 18×25×15 cm (7×9¾×6")
White 103.954.21



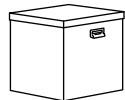
25×35×20 cm (9¾×13¾×7¾")
White 603.954.28
White/beige 405.258.07



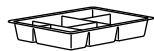
32×35×32 cm (12½×13¾×12½")
White 404.693.02
White/beige 205.258.08



TJOG storage box with lid, dark gray.
25×36×15 cm (9¾×14¼×6") 404.776.65
32×31×30 cm (12½×12¼×11¾") 204.776.71



KOMPLEMENT multi-use hanger, white.
32×72 cm (12½×28¼") 603.872.11



RAGGISAR tray, dark gray.
30×40 cm (15¾×11¾") 103.480.19



BUMERANG hanger, 8-pack.
Natural 302.385.43
White 702.385.41
Black 202.385.34

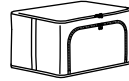
Fits 58 cm deep frames



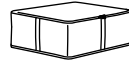
HEMMAFIXARE shoe box, 2-pack, 23×34×19 cm (9×13×7").
White/gray 405.039.14



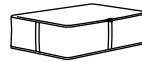
HEMMAFIXARE storage case, 34×51×19 cm (13½×20×7½").
White/gray 905.039.21



HEMMAFIXARE storage case, 34×51×28 cm (13½×20×11").
White/gray 905.039.16



HEMMAFIXARE storage case, 44×51×19 cm (17¼×20×7½").
White/gray 205.039.10



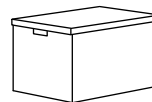
HEMMAFIXARE storage case, 69×51×19 cm (27¼×20×7½").
White/gray 705.039.17



SKUBB shoe box, 22×34×16 cm (8¾×13½×6¼"), 4-p.
White 901.863.91
Dark gray 804.000.04



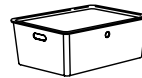
SKUBB box, set of 6.
White 004.285.49
Dark gray 403.999.98



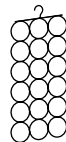
TJENA storage box with lid, 50×35×30 cm (19¾×13¾×11¾").
White 903.743.49



TJOG storage box with lid, 35×56×30 cm (13¾×22×11¾").
Dark gray 804.776.68



KUGGIS box with lid, 37×54×21 cm (14½×21¼×8¼").
White 102.802.03
Transparent black 105.140.42
Turquoise 104.768.27



KOMPLEMENT multi-use hanger, white.
32×72 cm (12½×28¼") 603.872.11



RAGGISAR tray, dark gray.
30×40 cm (15¾×11¾") 103.480.19



BUMERANG hanger, 8-pack.
Natural 302.385.43
White 702.385.41
Black 202.385.34

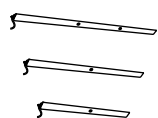
Integrated lighting

How to choose

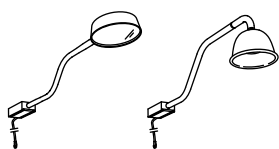
Now you don't need to worry about getting bright light in your eyes or waking up your partner when you look for clothes. Instead, you start the day when you open your wardrobe and the soft light from our LED lighting strips turns on. Or choose cabinet lighting placed on top of the wardrobe to help you see

what's on the top shelf. The cabinet lighting also provides a nice and cozy atmosphere in the entire room when the wardrobe doors are closed. You can even connect to IKEA Smart lighting using the TRÅDFRI gateway.

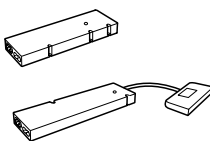
Basic parts



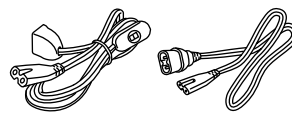
ÖVERSIDAN or STÖTTA LED lighting strips.



Cabinet lighting, YTBERG, TVÅDRAG.



TRÅDFRI LED driver for wireless control.
Power: 10W/30W



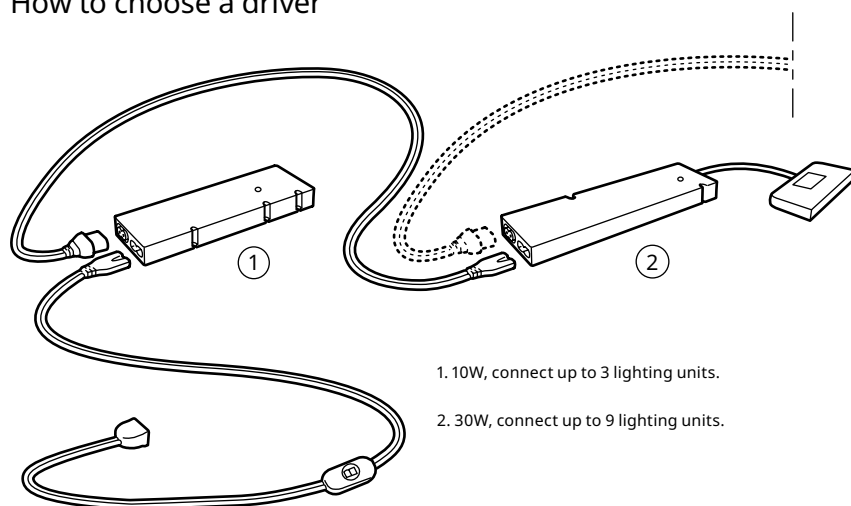
ANSLUTA power supply cord and intermediate connection cord.



STYRBAR remote control.

See Integrated lighting on page 14 for more information about each product.

How to choose a driver



1. 10W, connect up to 3 lighting units.

2. 30W, connect up to 9 lighting units.

Choose the TRÅDFRI LED driver for wireless control based on how many units you want to connect. You can add up to 3 different lighting units to the 10W driver, as long as the total wattage does not exceed the 10W limit.

The 30W driver can support up to 9 different lighting units, as long as the total wattage does not exceed the 30W limit. The driver can be mounted and hidden inside your wardrobe.

Integrated lighting

Dark wardrobes do not make for a quick choice of clothing in the morning. Our integrated wardrobe lighting can help you see what you have (or don't have!) to wear. The LED lights in our ÖVERSIDAN series are designed to fit perfectly in our PAX wardrobes. They don't emit much heat, so they're ideal for narrow spaces. Simply open the door, and they're on!



ÖVERSIDAN LED wardrobe lighting strip with sensor.

To be completed with TRÅDFRI LED driver and ANSLUTA power supply cord, sold separately. Dimmable with TRÅDFRI wireless dimmer and TRÅDFRI gateway, sold separately. LED light source is built-in and has a lifetime of approximately 25,000 hours.

46 cm (18")

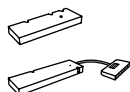
Beige	005.246.83
White	204.750.40
Dark gray	704.750.33

71 cm (28")

Beige	405.246.95
White	204.750.64
Dark gray	804.750.56

96 cm (38")

Beige	205.246.96
White	604.750.19
Dark gray	304.750.11



TRÅDFRI LED driver for wireless control. Gray. To be completed with ANSLUTA power supply cord, sold separately. Can be used with STYRBAR remote control or TRÅDFRI wireless dimmer and TRÅDFRI gateway. You can connect up to 10 TRÅDFRI LED drivers in one installation using the intermediate connection cord in between.

10W	103.561.89
30W	603.426.61




ANSLUTA power supply cord. Main power supply cord for 1 or up to 10 connected lamps or TRÅDFRI LED drivers; press the cord switch to turn them all on or off simultaneously. L11'6" (3.5 m).

3.5 m (11'6")	301.214.11
---------------	------------



ANSLUTA intermediate connection cord. Can be used as a connection between up to 10 TRÅDFRI LED drivers with one single connection to the ANSLUTA power supply cord.

2 m (79")	601.199.25
-----------	------------



STÖTTA LED lighting strip. White. Easy to place anywhere as it is battery operated and does not need to be connected to the mains supply. The light switches on and off automatically when you open or close the door so no energy is wasted. Batteries are sold separately; 4 pcs AA required for 52 cm and 72 cm, 2 pcs AA required for 32 cm. IKEA recommends LADDA rechargeable batteries.

32 cm (13")	103.600.87
52 cm (20")	503.600.90
72 cm (28")	903.600.93



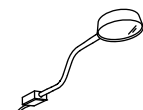
TRÅDFRI wireless dimmer. Use the wireless dimmer to dim, turn on/off up to 10 light sources – all will behave in the same way.

White	104.085.98
-------	------------



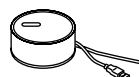
STYRBAR remote control. You can dim your lighting wirelessly and easily adapt the lighting based on activity. Use the wireless remote control to dim, turn on/off and step by step change the light spectrum from warm to cold light (if applicable), up to 10 light sources – all will behave in the same way. Requires 2 AAA batteries. Sold separately. Approved for IP44.

White	804.883.70
Stainless steel	504.636.15



YTBERG LED cabinet lighting. To be completed with a TRÅDFRI LED driver for wireless control and ANSLUTA power supply cord, sold separately. Provides a focused light that is good for lighting smaller areas. Built-in LED lightsource lifetime approx. 25,000 hours. 150 lumen, L36xW6.8xH2 cm (14x3x1"). 2 watt. Cord length: 3.5m (11'6").

Black	105.278.98
White	505.168.31



TRÅDFRI gateway. With this gateway and Home smart app you can control each light source individually, create different types of lighting settings – and control them by remote control or the Home smart app.

White *	003.378.13
---------	------------



TVÅRDRAK LED cabinet lighting. To be completed with a TRÅDFRI LED driver for wireless control and ANSLUTA power supply cord, sold separately. Provides a focused light that is good for lighting smaller areas. LED lifetime approx. 25,000 hours. 130 lumen. L36xW7xH10 cm (14x3x4"). 2 watt. Cord length: 3.5m (11'6").

Black	405.168.41
-------	------------



LADDA rechargeable battery. Reduce waste and save money by recharging your batteries. Charging and re-using batteries is a good choice for the environment and practical too since you always have batteries at hand when you need them.

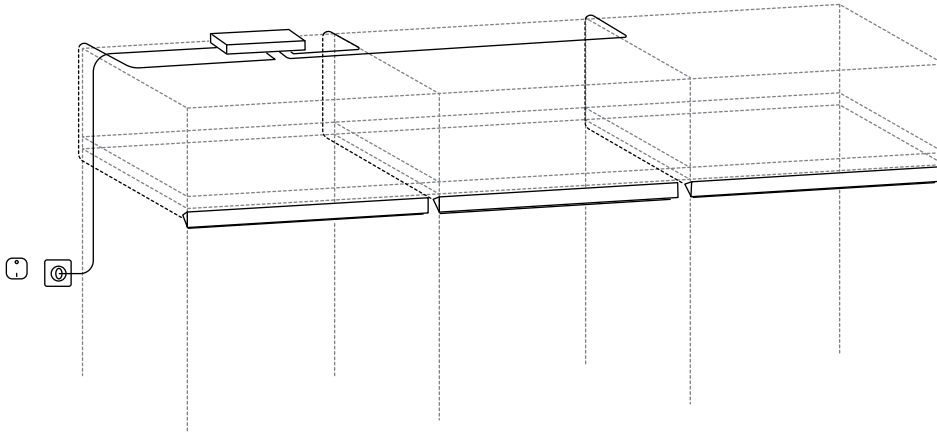
750 mAh, AAA	905.098.19
1900 mAh, AA	005.098.14
2450 mAh, AA	505.046.92

Note: These luminaires contain built-in LED lamps. The lamps can not be changed in the luminaire.

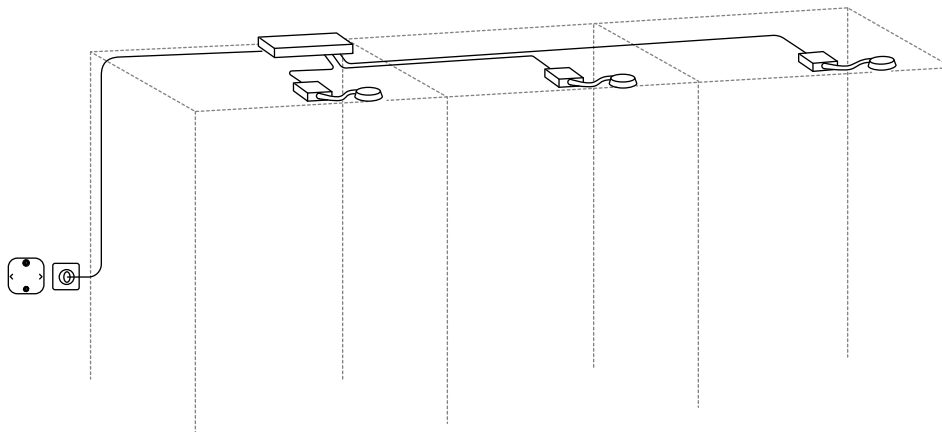
* While supplies last.

How to build integrated lighting

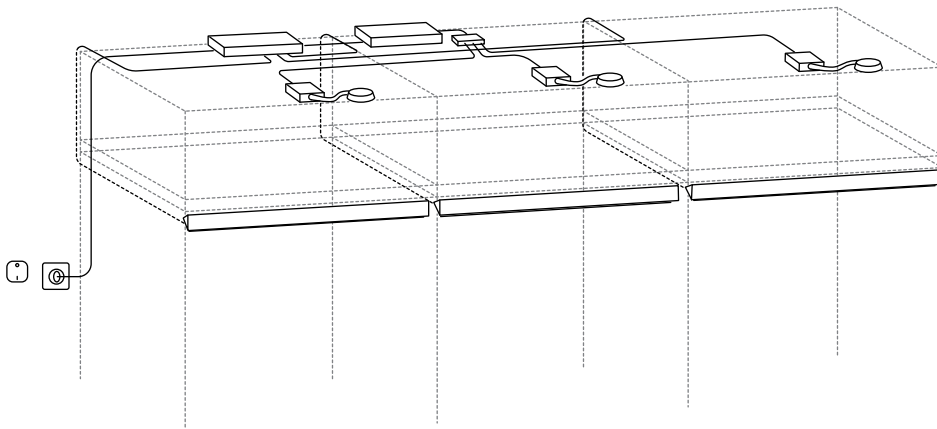
ÖVERSIDAN lighting strips



Cabinet lighting



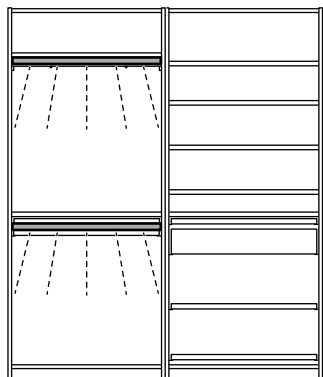
ÖVERSIDAN and cabinet lighting with smart lighting remote



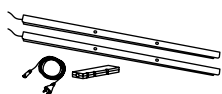
Integrated lighting solutions – combination examples

Here you can find some integrated lighting solutions for the PAX wardrobe. In these solutions we placed the ÖVERSIDAN lighting strips to help you to find everything you are looking for in your

beautiful new wardrobe. Remember that you can personalize your lighting solution based on your personal needs.



PAX combination, total size: W200×H236 cm (78¾×92⅞").
Complete the combination with

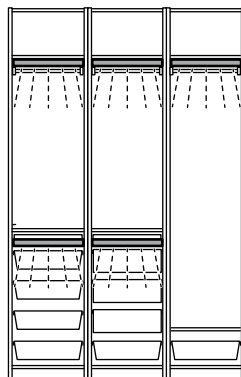


ÖVERSIDAN/TRÅDFRI lighting kit.

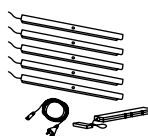
White	694.422.32
Dark gray	794.429.05

Parts included in this lighting kit:

ÖVERSIDAN LED wardrobe lighting strip with sensor, 96 cm, dimmable	2 pcs
TRÅDFRI driver for wireless control, 10W	1 pc
ANSLUTA power supply cord, 3.5 m (11'6")	1 pc



PAX combination, total size: W150×H236 cm (59×92⅞").
Complete the combination with

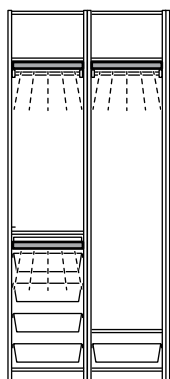


ÖVERSIDAN/TRÅDFRI lighting kit.

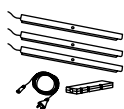
Beige	894.422.45
-------	------------

Parts included in this lighting kit:

ÖVERSIDAN LED wardrobe lighting strip with sensor, 46 cm, dimmable	5 pcs
TRÅDFRI driver for wireless control, 30W	1 pc
ANSLUTA power supply cord, 3.5 m (11'6")	1 pc



PAX combination, total size: W100×H236 cm (39¼×92⅞").
Complete the combination with

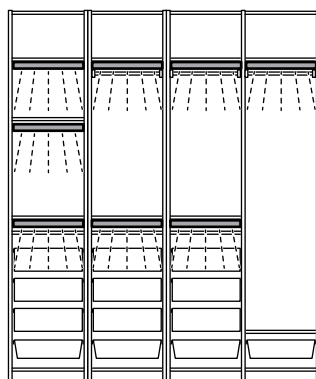


ÖVERSIDAN/TRÅDFRI lighting kit.

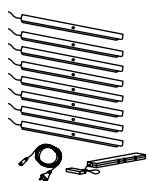
Dark gray	494.422.52
-----------	------------

Parts included in this lighting kit:

ÖVERSIDAN LED wardrobe light strip with sensor, 46 cm, dimmable	3 pcs
TRÅDFRI driver for wireless control, 10W	1 pc
ANSLUTA power supply cord, 3.5 m (11'6")	1 pc



PAX combination, total size: W200×H236 cm (78¾×92⅞").
Complete the combination with



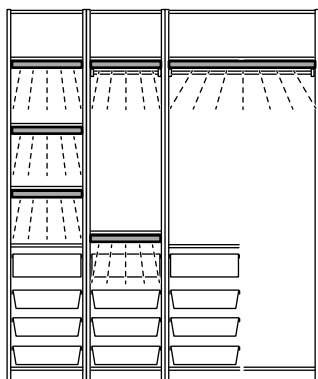
ÖVERSIDAN/TRÅDFRI lighting kit.

Beige	494.422.66
-------	------------

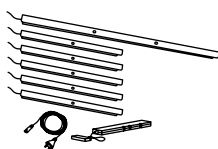
Parts included in this lighting kit:

ÖVERSIDAN LED wardrobe light strip with sensor, 46 cm, dimmable	8 pcs
TRÅDFRI driver for wireless control, 30W	1 pc
ANSLUTA power supply cord, 3.5 m (11'6")	1 pc

Integrated lighting solutions – combination examples



PAX combination, total size: W200×H236 cm (78¾×92⅞").
Complete the combination with

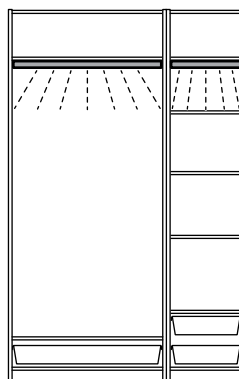


ÖVERSIDAN/TRÅDFRI lighting kit.

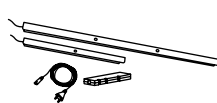
Beige	594.422.75
White	294.422.86
Dark gray	594.422.99

Parts included in this lighting kit:

ÖVERSIDAN LED wardrobe lighting strip with sensor, 46 cm, dimmable	5 pcs
ÖVERSIDAN LED wardrobe light strip with sensor, 96 cm, dimmable	1 pc
TRÅDFRI driver for wireless control, 30W	1 pc
ANSLUTA power supply cord, 3.5 m (11'6")	1 pc



PAX combination, total size: W150×H236 cm (59×92⅞").
Complete the combination with

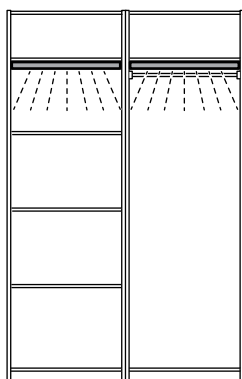


ÖVERSIDAN/TRÅDFRI lighting kit.

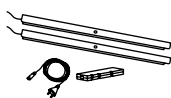
Beige	194.423.24
White	294.427.57
Dark gray	494.423.13

Parts included in this lighting kit:

ÖVERSIDAN LED wardrobe light strip with sensor, 46 cm, dimmable	1 pc
ÖVERSIDAN LED wardrobe light strip with sensor, 96 cm, dimmable	1 pc
TRÅDFRI driver for wireless control, 10W	1 pc
ANSLUTA power supply cord, 3.5 m (11'6")	1 pc



PAX combination, total size: W150×H236 cm (59×92⅞").
Complete the combination with

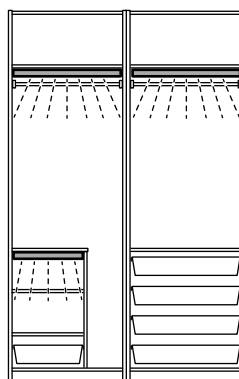


ÖVERSIDAN/TRÅDFRI lighting kit.

Beige	894.427.97
White	494.427.80
Dark gray	394.428.08

Parts included in this lighting kit:

ÖVERSIDAN LED wardrobe strip with sensor, 71 cm, dimmable	2 pcs
TRÅDFRI driver for wireless control, 10W	1 pc
ANSLUTA power supply cord, 3.5 m (11'6")	1 pc



PAX combination, total size: W150×H236 cm (59×92⅞").
Complete the combination with



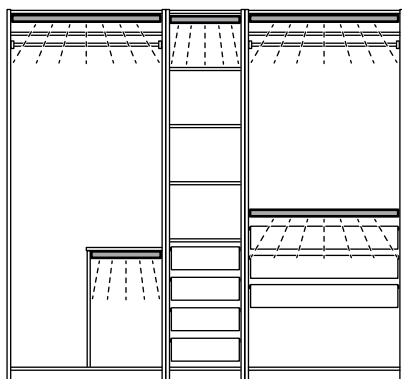
ÖVERSIDAN/TRÅDFRI lighting kit.

Beige	494.428.36
White	494.428.22

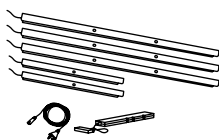
Parts included in this lighting kit:

ÖVERSIDAN LED wardrobe strip with sensor, 71 cm, dimmable	2 pcs
ÖVERSIDAN LED wardrobe strip with sensor, 46 cm, dimmable	1 pc
TRÅDFRI driver for wireless control, 30W	1 pc
ANSLUTA power supply cord, 3.5 m (11'6")	1 pc

Integrated lighting solutions – combination examples



PAX combination, total size: W250×H236 cm (98×92⅞").
Complete the combination with

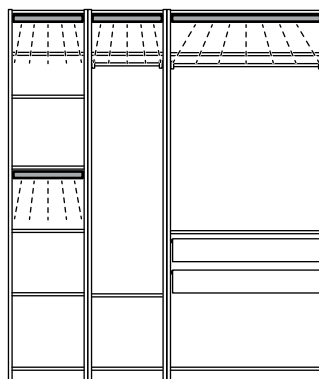


ÖVERSIDAN/TRÅDFRI lighting kit.

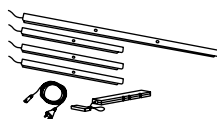
Beige	794.428.49
Dark gray	094.428.62

Parts included in this lighting kit:

ÖVERSIDAN LED wardrobe light strip with sensor, 46 cm, dimmable	2 pcs
ÖVERSIDAN LED wardrobe light strip with sensor, 96 cm, dimmable	3 pcs
TRÅDFRI driver for wireless control, 30W	1 pc
ANSLUTA power supply cord, 3.5 m (11'6")	1 pc



PAX combination, total size: W200×H236 cm (78¾×92⅞").
Complete the combination with

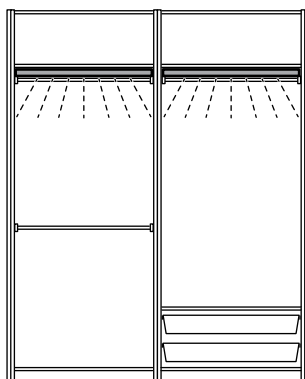


ÖVERSIDAN/TRÅDFRI lighting kit.

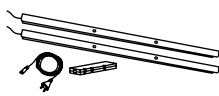
Dark gray	094.428.76
-----------	------------

Parts included in this lighting kit:

ÖVERSIDAN LED wardrobe light strip with sensor, 46 cm, dimmable	3 pcs
ÖVERSIDAN LED wardrobe light strip with sensor, 96 cm, dimmable	1 pc
TRÅDFRI driver for wireless control, 30W	1 pc
ANSLUTA power supply cord, 3.5 m (11'6")	1 pc



PAX combination, total size: W200×H236 cm (78¾×92⅞").
Complete the combination with

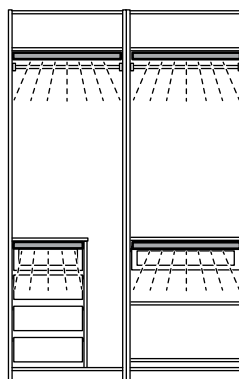


ÖVERSIDAN/TRÅDFRI lighting kit.

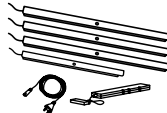
White	694.422.32
Dark gray	794.429.05

Parts included in this lighting kit:

ÖVERSIDAN LED wardrobe strip with sensor, 96 cm, dimmable	2 pcs
TRÅDFRI driver for wireless control, 10W	1 pc
ANSLUTA power supply cord, 3.5 m (11'6")	1 pc



PAX combination, total size: W150×H236 cm (59×92⅞").
Complete the combination with



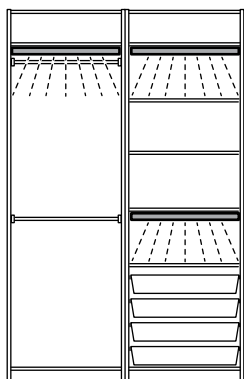
ÖVERSIDAN/TRÅDFRI lighting kit.

White	894.429.19
-------	------------

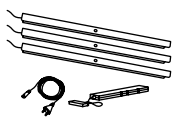
Parts included in this lighting kit:

ÖVERSIDAN LED wardrobe light strip with sensor, 71 cm, dimmable	3 pcs
ÖVERSIDAN LED wardrobe light strip with sensor, 46 cm, dimmable	1 pc
TRÅDFRI driver for wireless control, 30W	1 pc
ANSLUTA power supply cord, 3.5 m (11'6")	1 pc

Integrated lighting solutions – combination examples



PAX combination, total size: W150×H236 cm (59×92 $\frac{7}{8}$ ").
Complete the combination with

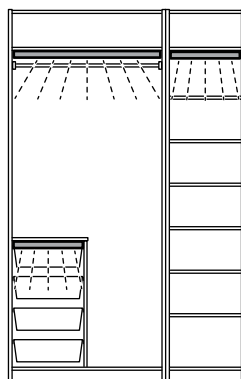


ÖVERSIDAN/TRÅDFRI lighting kit.

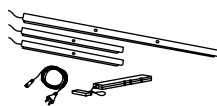
Beige	394.429.74
White	994.429.33
Dark gray	294.429.60

Parts included in this lighting kit:

ÖVERSIDAN LED wardrobe strip with sensor, 71 cm, dimmable	3 pcs
TRÅDFRI driver for wireless control, 10W	1 pc
ANSLUTA power supply cord, 3.5 m (11'6")	1 pc



PAX combination, total size: W150×H236 cm (59×92 $\frac{7}{8}$ ").
Complete the combination with

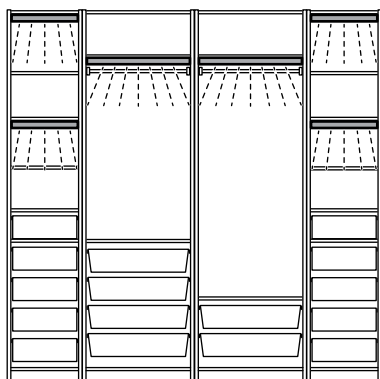


ÖVERSIDAN/TRÅDFRI lighting kit.

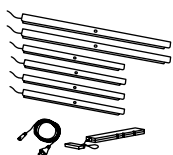
Beige	994.429.47
-------	------------

Parts included in this lighting kit:

ÖVERSIDAN LED wardrobe strip with sensor, 46 cm, dimmable	2 pcs
ÖVERSIDAN LED wardrobe strip with sensor, 96 cm, dimmable	1 pc
TRÅDFRI driver for wireless control, 30W	1 pc
ANSLUTA power supply cord, 3.5 m (11'6")	1 pc



PAX combination, total size: W250×H236 cm (98×92 $\frac{7}{8}$ ").
Complete the combination with



ÖVERSIDAN/TRÅDFRI lighting kit.

White	594.429.87
-------	------------

Parts included in this lighting kit:

ÖVERSIDAN LED wardrobe strip with sensor, 71 cm, dimmable	2 pcs
ÖVERSIDAN LED wardrobe strip with sensor, 46 cm, dimmable	4 pcs
TRÅDFRI driver for wireless control, 30W	1 pc
ANSLUTA power supply cord, 3.5 m (11'6")	1 pc

Services

We offer a range of services to help you with everything from putting it together to getting it home. Of course, the more you do it yourself, the lower the price will be. And the more we do for you, the more you can sit back and relax!



Delivery service

Can't take your furniture with you?
We'll bring it to your home or workplace.



Click and Collect

Your online purchases can be ready for pick-up on a day that's convenient for you. Have access to all items available to purchase online at IKEA.ca. It's easy:

1. Buy your items online
2. Pre-select a date to collect your order
3. Pick-up your purchase at an IKEA store near you.



Assembly service

Sometimes it's nice to have someone else to put your furniture together. We're happy to do it for you.

Talk to a co-worker or visit www.IKEA.ca/services for further details and pricing.