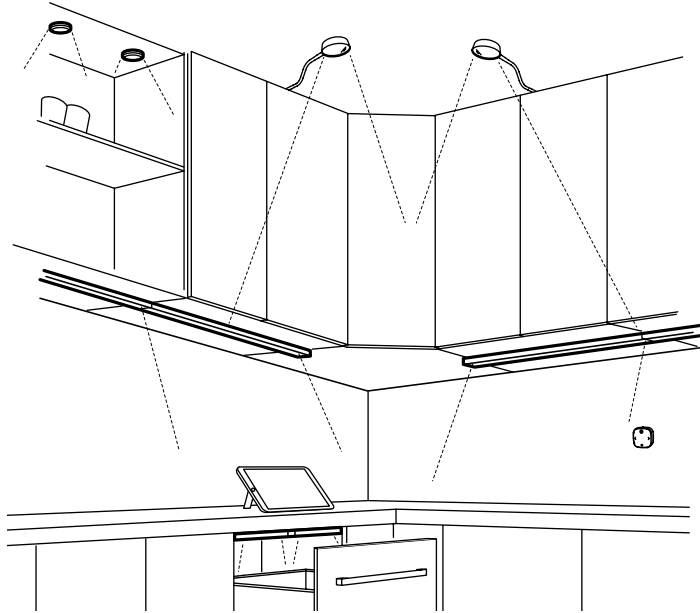


Integrated kitchen lighting



Good, functional lighting

Lighting is important in all kitchens, both for safety and appearance. Good, even lighting across your countertop makes cooking and other kitchen chores safer, easier and more fun. And spotlights, cabinet lighting and drawer lighting doesn't just help you to find what you're looking for, but adds a decorative element to your kitchen.

The MITTLED series has a slim design and is easy to install. Add the STYRBAR remote control or TRÅDFRI wireless dimmer to dim, and set the mood for every occasion. Add the TRÅDFRI gateway to control MITTLED from the Home smart app in different ways together with other TRÅDFRI lighting in your home.

Requires assembly.

This is a reference guide created to better assist customers when purchasing products. While a high level of accuracy has been sought in its preparation, we cannot guarantee that there are no errors or omissions nor will we be bound by them. Availability may vary by store and prices are subject to change. Please see an IKEA co-worker or visit www.IKEA.ca for more information.



Content

How to plan 3

How to build

MITTLED countertop lighting 4

Spotlights and cabinet lighting 5

How to choose the correct TRÅDFRI LED driver 5

How to install 6

Drawer lighting..... 6

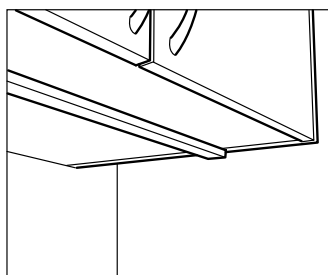
All parts 7

How to plan

Planning or updating your kitchen?

No kitchen is complete without good, functional lighting. That's why it's a good idea to include lighting when you're planning and buying your kitchen. It makes it easier to install and saves you lots of time and effort. But what if you just want to improve the lighting in your current kitchen? Don't worry, we have solutions for that, too.


Remember that all kitchens are different — plan after your own needs! Start by deciding where you want lighting in the kitchen. Then decide which lighting will suit you and your kitchen best. Start by choosing your preferred countertop lighting. Then add spotlights, cabinet lighting and drawer lighting. Check out our offer below:



Countertop lighting

At IKEA, the MITTLED countertop lighting will give you task lighting, and mood lighting. You save energy too, since these lights use LED, which consume 85% less energy and last up to 20 times longer than a regular incandescent bulb.

USE: MITTLED

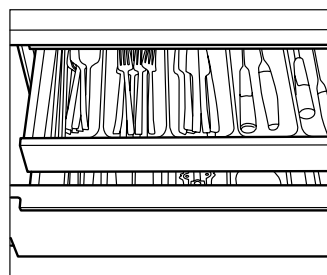


Spotlights and cabinet lighting

Spotlights are a decorative and functional choice for wall cabinets with glass doors. They make it easy to look inside your cabinets and brighten up your kitchen at the same time.

Cabinet lighting is easy to choose, as it comes in different versions to match both modern and traditional styles.

USE: MITTLED, YTBERG, TVÄRDRAG



Drawer lighting

MITTLED drawer lighting switches on and off as you open and close your drawers. No more hide and seek with your kitchen equipment!

USE: MITTLED

Remember to plan where you need electrical outlets or power supply before you start to install your kitchen.

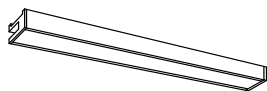
MITTLED Countertop lighting

How to build

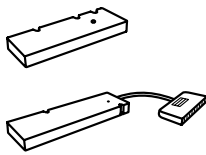
MITTLED countertop lighting is easy to install by yourself. See the list below for all parts and accessories that you need.

- Start by choosing the number of MITTLED lighting strips that you need.
- Add the correct TRÅDFRI LED driver for wireless control: 10W or 30W. See page 5 for more information about the drivers.
- Use the VÅGDAL connection cord to connect MITTLED countertop lighting with TRÅDFRI LED driver.
- Add the TRÅDFRI gateway to control TRÅDFRI connected lighting from the Home smart app in different ways together with other TRÅDFRI lighting in your home.
- You can connect up to 10 TRÅDFRI LED drivers in one installation using the ANSLUTA intermediate connection cord.
- Add the ANSLUTA power supply cord.
- Add the STYRBAR remote control or TRÅDFRI wireless dimmer to dim your lighting. Pair the remote to the driver(s) and the entire combination will dim at the same time.
- If you want, you can complete the system with other products, like spotlights, drawer lighting or cabinet lighting.

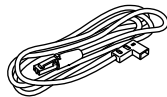
Basic parts



MITTLED LED countertop lighting
Length: 12, 15, 18 and 24"
(30.5, 38.1, 45.7 and 61 cm)
Colour: white



TRÅDFRI LED driver for wireless control
Power: 10W or 30W



VÅGDAL connection cord
Length: 11'6" (3.5m)



ANSLUTA power supply cord
Length: 11'6" (3.5m)

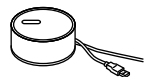


STYRBAR remote control or TRÅDFRI wireless dimmer

Installation accessories

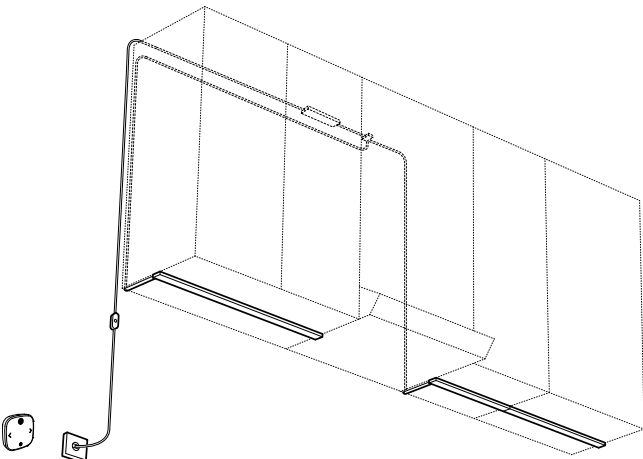


ANSLUTA intermediate connection cord
Length: 79" (2m)



TRÅDFRI gateway

Combinations



To find the power consumption (W) for each product, see All Parts on page 7.

Total length of lighting combination: 24 + 33" (61 + 84 cm)

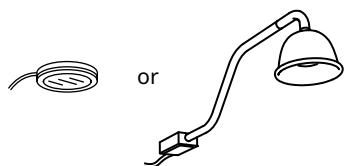
MITTLED LED countertop lighting 24" (61 cm) (6.0W)	1 pc
MITTLED LED countertop lighting 18" (46 cm) (5.0W)	1 pc
MITTLED LED countertop lighting 15" (38 cm) (4.3W)	1 pc
TRÅDFRI LED driver for wireless control 30W	1 pc
VÅGDAL connection cord	2 pcs
ANSLUTA power supply cord	1 pc
STYRBAR remote control	1 pc

Spotlights and cabinet lighting

How to build

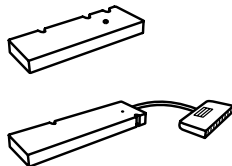
- Start by choosing all parts that you need.
- Add the correct TRÅDFRI LED driver for wireless control: 10W or 30W. See below for more information about the drivers.
- Add the TRÅDFRI gateway to control TRÅDFRI connected lighting from the Home smart app in different ways together with other TRÅDFRI lighting in your home.
- You can connect up to 10 TRÅDFRI LED drivers in one installation using the ANSLUTA intermediate connection cord.
- Add the ANSLUTA power supply cord.
- Add the STYRBAR remote control or TRÅDFRI wireless dimmer to dim your lighting. Pair the dimmer to the driver(s) and the entire combination will dim at the same time.

Basic parts

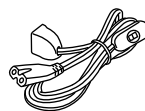


MITTLED LED spotlights or LED cabinet lighting *
Diameter, round spotlight: 3" (8.3 cm)

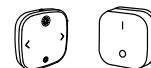
* You can also use YTBERG and TVÅRDAG.
For measurements, see All Parts on page 7.



TRÅDFRI LED driver for wireless control
Power: 10W or 30W



ANSLUTA power supply cord
Length: 11'6" (3.5m)

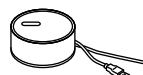


STYRBAR remote control or TRÅDFRI wireless dimmer

Installation accessories

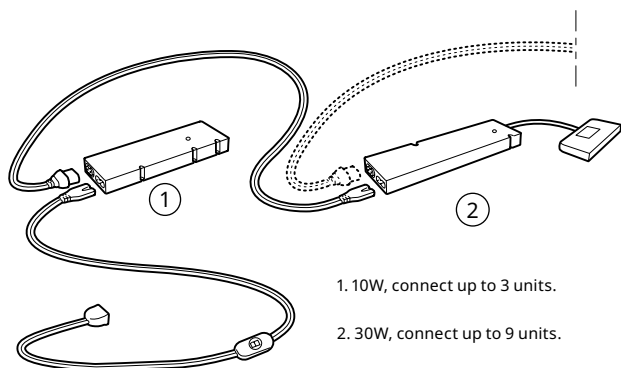


ANSLUTA intermediate connection cord
Length: 79" (2m)



TRÅDFRI gateway

How to choose the correct TRÅDFRI LED driver



1. 10W, connect up to 3 units.
2. 30W, connect up to 9 units.

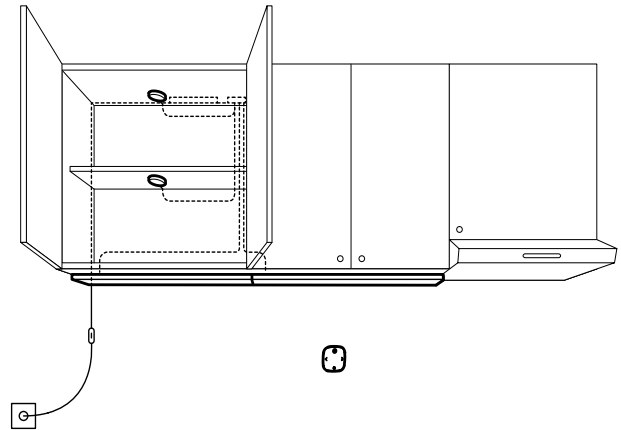
There are two TRÅDFRI LED drivers for wireless control. Choose based on how many lighting units you want to connect. You can connect up to 3 units to the 10W LED driver, as long as the total wattage does not exceed 10W. The 30W LED driver can support up to 9 units, max. wattage 30W. You can connect up to 10 drivers in one installation cord. Flashing lights indicate that the maximum wattage of the LED driver is exceeded. If you want to use more than one LED driver, make sure to synchronise each LED driver with the STYRBAR remote control or TRÅDFRI wireless dimmer so that the entire combination can be dimmed at the same time. Make your kitchen lighting smart by adding the TRÅDFRI gateway. With the gateway, you can control your lights from the Home smart app and create a mood together with your other TRÅDFRI lighting.

To find the power consumption (W) for each product, see All Parts on page 7.

How to install

MITTLED

You need to add a TRÅDFRI LED driver for wireless control and an ANSLUTA power supply cord. Add an ANSLUTA intermediate connection cord if you're using more than one driver.



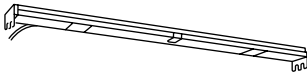
Drawer lighting

How to build

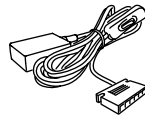
- Start by choosing all parts that you need.
- Add the ANSLUTA LED driver with cord 19W.
- You can connect up to 6 units to the LED driver, as long as the total wattage does not exceed 19W.

- The lighting strip has a motion sensor, so that the light turns on and off automatically as you open and close the drawer.

Basic parts



MITTLED LED lighting strip for drawers *
Length: 14, 17, 23, 29, and 34"
(34.3, 42, 57.2, 72.4, and 87.6 cm)
Perfect for your 15, 18, 24, 30, and 36"
(40, 45, 60, 80, or 91 cm) SEKTION cabinets.
Cord length: 11'6" (3.5 m)

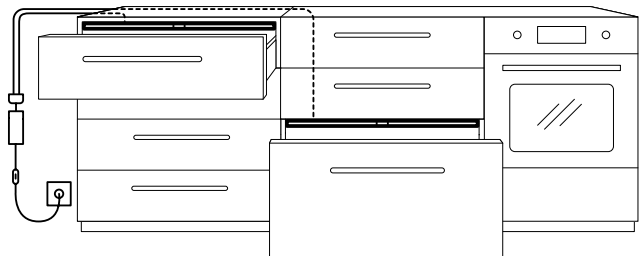


ANSLUTA LED driver with cord
Power: 19W

* MITTLED drawer light installation should always follow applicable and local codes in your city and province/territory.

How to connect

Buy a separate ANSLUTA 19W LED driver for your drawer lighting. It will be easier to install.



To find the power consumption (W) for each product, see All Parts on page 7.

All parts



MITTLED LED spotlight. Ø3" (8.3 cm). Dimmable with TRÅDFRI wireless dimmer, sold separately. To be completed with TRÅDFRI LED driver for wireless control and ANSLUTA power supply cord, sold separately. LED lifetime approx. 25,000 hours.

Aluminium-colour, 2.2 watt	304.536.55
Black, 2.2 watt	504.721.39
White, 2.2 watt	404.536.45



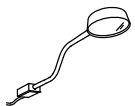
MITTLED LED countertop lighting. Dimmable with TRÅDFRI wireless dimmer, sold separately. To be completed with TRÅDFRI LED driver for wireless control and ANSLUTA power supply cord, sold separately. LED life time approx. 25,000 hours. D¾×H½" (2×1.4 cm).

White	
L12" (30.5 cm), 3.3 watt	904.725.14
L15" (38.1 cm), 4.3 watt	104.554.34
L18" (45.7 cm), 5.0 watt	504.554.27
L24" (61 cm), 6.0 watt	004.554.20



TVÄRDAG LED cabinet lighting. To be completed with a TRÅDFRI LED driver for wireless control and ANSLUTA power supply cord, sold separately. Provides a focused light that is good for lighting smaller areas. Built-in LED lifetime approx. 25,000 hours. 130 lumen. L14×W3×H4" (36×7×10 cm). 2.0 watt. Cord length: 11'6" (3.5 m).

Black	405.168.41
-------	------------



YTBERG LED cabinet lighting. To be completed with a TRÅDFRI LED driver for wireless control and ANSLUTA power supply cord, sold separately. Provides a focused light that is good for lighting smaller areas. Built-in LED lightsource lifetime approx. 25,000 hours. 150 lumen. L14×W3×H1" (36×6.8×2 cm). 2.0 watt. Cord length: 11'6" (3.5 m).

Black	105.278.98
White	505.168.31



MITTLED LED lighting strip for drawers. The light switches on and off automatically when you open or close the drawer. To be completed with ANSLUTA LED driver with cord, sold separately. LED lifetime approx. 25,000 hours. White.

L14" (34.3 cm), 2 watt	404.635.26
L17" (41.9 cm), 2 watt	504.720.40
L23" (57.2 cm), 2 watt	604.635.54
L29" (72.4 cm), 3.5 watt	204.635.70
L34" (87.6cm), 3.5 watt	304.720.41



ANSLUTA power supply cord. Main power supply cord for 1 or up to 10 connected lamps or TRÅDFRI LED drivers; press the cord switch to turn them all on or off simultaneously. Cord length: 11'6" (3.5 m).

White	301.214.11
-------	------------



VÅGDAL connection cord. With this cord you can connect MITTLED worktop lighting with the TRÅDFRI LED driver. Cord length: 11'6" (3.5 m).

White	704.636.00
-------	------------



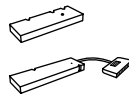
ANSLUTA intermediate connection cord. Can be used as a connection between TRÅDFRI LED drivers with one single connection to cabinet lights or to the ANSLUTA power supply cord.

L79" (2 m)	601.199.25
------------	------------



ANSLUTA LED driver with cord. You can connect up to 6 light sources and control them simultaneously with a single power switch. Cord length: 11'6" (3.5 m).

White	904.058.45
-------	------------



TRÅDFRI LED driver for wireless control. Gray. To be completed with ANSLUTA power supply cord, sold separately. Can be used with STYRBAR remote control, TRÅDFRI wireless dimmer and TRÅDFRI gateway. You can connect up to 10 TRÅDFRI LED drivers in one installation using the intermediate connection cord in between.

10W	103.561.89
30W	603.426.61



STYRBAR remote control. You can dim your lighting wirelessly and easily adapt the lighting based on activity. Use the wireless remote control to dim, turn on/off and step by step change the light spectrum from warm to cold light (if applicable), up to 10 light sources — all will behave in the same way. The remote control is best powered with LADDA rechargeable batteries, AAA. Sold separately. Approved for IP44.

Stainless steel	504.636.15
White	804.883.70



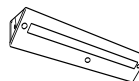
TRÅDFRI wireless dimmer. You can dim your lighting wirelessly and easily adapt the lighting based on activity. Battery is included, and lasts approx. 2 years.

White	104.085.98
-------	------------



TRÅDFRI gateway. With this gateway and Home smart app you can control each light source individually, create different types of lighting settings — and control them by remote control or the Home smart app.

White *	003.378.13
---------	------------



SLAGSIDA LED countertop lighting. Designed to use with KNOXHULT kitchen, but can be used anywhere indoors where you need work lighting, for example in other kitchens, hobby areas and washing rooms. Dimmable to two levels. Approved for IP21.

L16" (40 cm), 5.3 watt	604.000.62
L23½" (60 cm), 6.6 watt	303.556.50

Installation of power outlets must be done by a licensed electrician, following local and applicable codes in your province or territory.

* While supplies last.

Services

We offer a range of services to help you with everything from putting it together to getting it home. Of course, the more you do yourself, the lower the price will be. And the more we do for you, the more you can sit back and relax!



Delivery service

Can't take your furniture with you?
We'll bring it to your home or workplace.



Click and Collect

Your online purchases can be ready for pick-up on a day that's convenient for you. Have access to all items available to purchase online at IKEA.ca. It's easy:

1. Buy your items online
2. Pre-select a date to collect your order
3. Pick-up your purchase at an IKEA store near you.



Assembly service

Sometimes it's nice to have someone else to put your furniture together. We're happy to do it for you.

Talk to a co-worker or visit www.IKEA.ca/services for further details and pricing.