

WALL ANCHORING GUIDE

**IF YOUR WALL MATERIAL IS NOT LISTED OR
IF YOU HAVE QUESTIONS, CONSULT WITH A
LOCAL HARDWARE RETAILER.**

WALL MATERIAL

Drywall or plaster with available
wood stud

ANCHORING DEVICE

Screw inserted directly into
stud. For example, a 5 mm
wood screw provided with IKEA
FIXA plug and screw set (Figure 1)

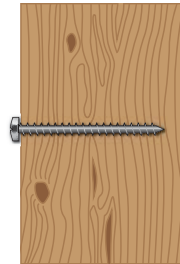


FIGURE 1

WALL MATERIAL

Drywall without available
wood stud

ANCHORING DEVICE

Plug with screw. For example,
an 8 mm plug provided with
IKEA FIXA plug and screw set
(Figure 2)

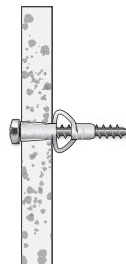


FIGURE 2

WALL MATERIAL

Masonry

ANCHORING DEVICE

Solid Wall: Plug with screw.
For example, an 8 mm plug
provided with IKEA FIXA plug
and screw set (Figure 3A)

Hollow Wall: Toggle-style
(Figure 3B)




FIGURE 3A

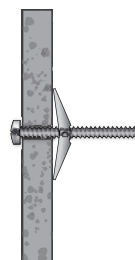


FIGURE 3B