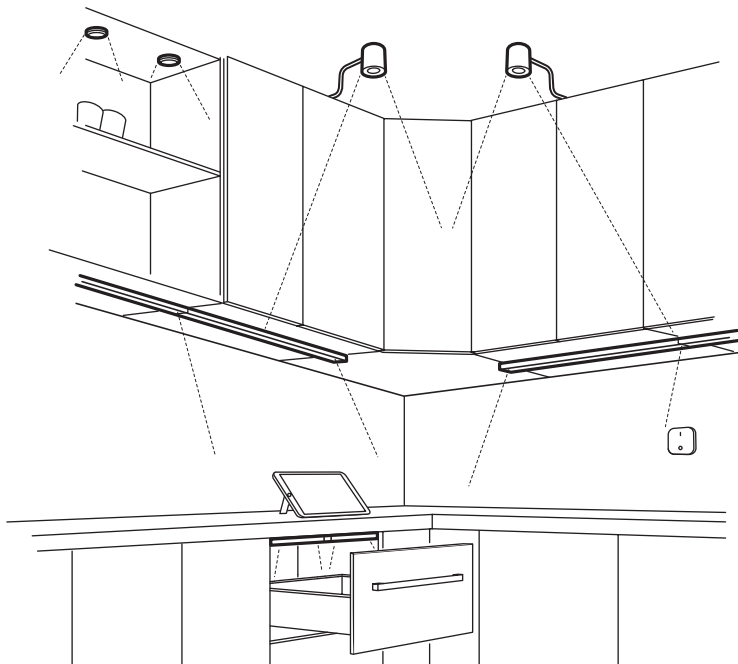


Integrated kitchen lighting



Good, functional lighting

Lighting is important in all kitchens, both for safety and appearance. Good, even lighting across your worktop makes cooking and other kitchen chores safer, easier and more fun. And spotlights, cabinet lighting and drawer lighting doesn't just help you to find what you're looking for, but adds a decorative element to your kitchen.

Kitchen lighting connected to IKEA smart lighting

At IKEA, we have five series of integrated kitchen lighting: MITTLED, STRÖMLINJE, IRSTA, SLAGSIDA and SKYDRAG. The MITTLED series covers three functions, worktop lighting, drawer lighting and spots. The STRÖMLINJE series has a slim design and is easy to install. The IRSTA series is a modern and very thin LED lighting which covers the entire underside of the wall cabinet and therefore provides an even lighting spread over the entire worktop. SLAGSIDA is designed for KNOXHULT kitchen and SKYDRAG for ENHET. Add the TRÅDFRI wireless dimmer to dim, and set the mood for every occasion. Add the TRÅDFRI gateway to control your kitchen lighting from the IKEA Home smart app in different ways together with other smart lighting in your home.

Content

How to plan..... 3

How to build

MITTLED worktop lighting 4

STRÖMLINJE LED worktop lighting..... 5

IRSTA LED worktop lighting 6

SKYDRAG LED worktop lighting strip 7

Spotlights and cabinet lighting 8

Drawer lighting 9

How to choose the correct LED driver..... 10

All parts and prices..... 11

Services 12

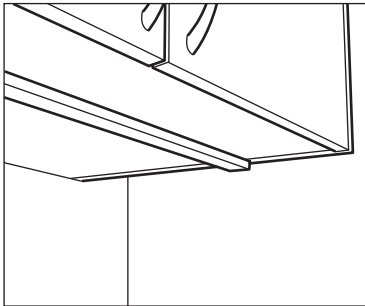
How to plan

Planning or updating your kitchen?

No kitchen is complete without good, functional lighting. That's why it's a good idea to include lighting already when you're planning and buying your kitchen. It makes it easier to install and saves you lots of time and effort. But what if you just want to improve the lighting in your current kitchen? Don't worry, we have solutions for that, too. Remember that all kitchens are different – plan after your own needs!

Start by deciding where you want lighting in the kitchen. Then decide which lighting to suit you and your kitchen best. Start by choosing your preferred worktop lighting. Then add spotlights, cabinet lighting and drawer lighting.

Check out our offer below:



Worktop lighting

At IKEA, we have 5 integrated lighting series – MITTLED, STRÖMLINJE, IRSTA, SLAGSIDA and SKYDRAG. All give you task lighting, mood lighting, and are dimmable. You save energy too, since these series use LED, which consume 85% less energy and last up to 20 times longer than a regular incandescent bulb.

Use: MITTLED, STRÖMLINJE, IRSTA, SLAGSIDA and SKYDRAG.

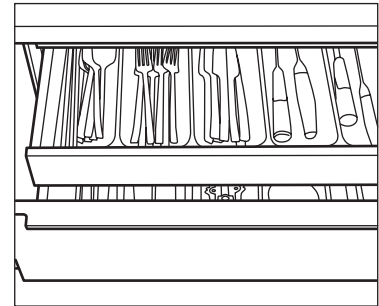


Spotlights and cabinet lighting

Spotlights are a decorative and functional choice for wall cabinets with glass doors. They make it easy to look inside your cabinets and brighten up your kitchen at the same time.

Cabinet lighting is easy to choose, as it comes in different versions to match both modern and traditional styles.

Use: MITTLED, URSHULT, LINDSHULT.



Drawer lighting

MITTLED drawer lighting switches on and off as you open and close your drawers. No more hide and seek with your kitchen equipment!

Use: MITTLED.

MITTLED worktop lighting


How to build

MITTLED worktop lighting is easy to install by yourself. See the list below for all parts and accessories that you need.

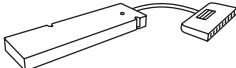
- Start by choosing the number of MITTLED lighting strips that you need.
- Add the correct TRÅDFRI LED driver: 10W or 30W. See page 10 for more information about the drivers.
- Use the VÅGDAL connection cord to connect MITTLED worktop lighting with TRÅDFRI LED driver.
- Add the TRÅDFRI gateway to control connected lighting from the IKEA Home smart app in different ways together with other TRÅDFRI lighting in your home.

- You can connect up to 10 TRÅDFRI LED drivers in one installation using the intermediate connection cord.
- Add the FÖRNIMMA power supply cord. This cord connects to a power socket and is required for wireless control of your lighting using TRÅDFRI driver.
- Add the TRÅDFRI wireless dimmer to dim your lighting. Pair the TRÅDFRI wireless dimmer to the TRÅDFRI driver(s) and the entire combination will dim at the same time.
- If you want, you can complete the system with other products, like MITTLED spotlights, MITTLED drawer lighting.

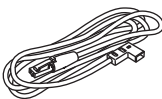
Basic parts



MITTLED LED worktop lighting
Length: 20, 30, 40, 60 and 80 cm.
Colour: white and aluminum.



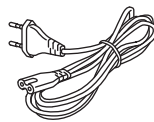
TRÅDFRI LED driver
Power: 10W/30W.



VÅGDAL connection cord
Length: 3.5m



TRÅDFRI wireless dimmer
Colour: white.



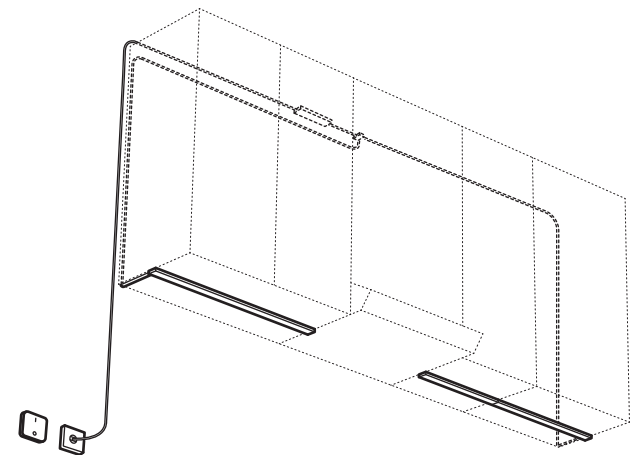
FÖRNIMMA power supply cord
Length: 3.5m

Installation accessories



TRÅDFRI gateway

Combination



Product name	Quantity
MITTLED LED worktop lighting 80 cm (7.5W)	1 pc
MITTLED LED worktop lighting 40 cm (4.0W)	1 pc
MITTLED LED worktop lighting 60 cm (5.5W)	1 pc
TRÅDFRI LED driver 30W	1 pc
VÅGDAL connection cord	2 pcs
TRÅDFRI wireless dimmer	1 pc
FÖRNIMMA power supply cord	1 pc

To find the power consumption (W) for each product, see All parts and prices on page 11.

STRÖMLINJE worktop lighting

How to build

STRÖMLINJE LED worktop lighting is really simple to install on your own. Since the units connect directly together with the 2 small connecting fittings, there are less cords to keep in order.

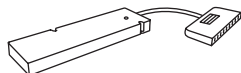
- When you start building your system, you must first consider the widths of your cabinets. E.g. for a cabinet with a width of 80 cm, you'll need 2 units which both have a width of 40 cm.
- Add the correct TRÅDFRI LED driver: 10W or 30W. See page 10 for more information about the drivers.
- Add the TRÅDFRI gateway to control TRÅDFRI connected lighting from the IKEA Home smart app in different ways together with other TRÅDFRI lighting in your home.

- You can connect up to 10 TRÅDFRI LED drivers in one installation using the intermediate connection cord.
- Add the power supply cord.
- Add the TRÅDFRI wireless dimmer to dim your lighting. Pair the remote to the driver(s) and the entire combination will dim at the same time.
- If you want, you can complete the system with other products, like spotlights, drawer lighting or cabinet lighting.

Basic parts



STRÖMLINJE LED worktop lighting
Length: 20, 40 and 60 cm
Colour: white



TRÅDFRI LED driver
Power: 10W/30W.



FÖRNIMMA power supply cord
Length: 3.5m

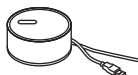


TRÅDFRI wireless dimmer
Colour: white.

Installation accessories

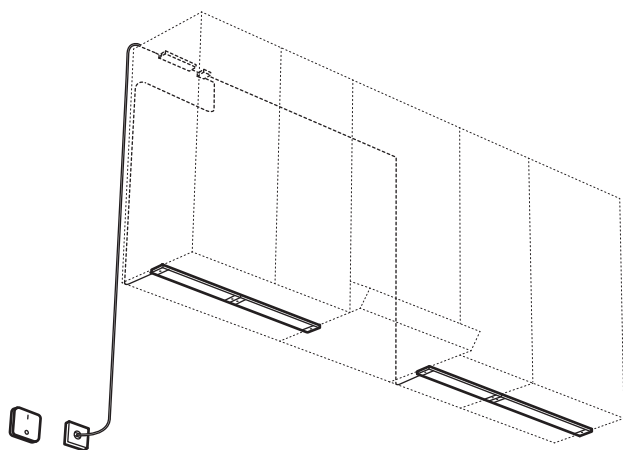


FÖRNIMMA intermediate connection cord
Length: 2m.



TRÅDFRI gateway

Combination



Product name	Quantity
STRÖMLINJE LED worktop lighting 60 cm (8W)	1 pcs
STRÖMLINJE LED worktop lighting 40 cm (5W)	3 pcs
TRÅDFRI LED driver 30W	1 pc
FÖRNIMMA power supply cord	1 pc
TRÅDFRI wireless dimmer	1 pc

To find the power consumption (W) for each product, see All parts and prices on page 00.

IRSTA worktop lighting

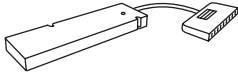
How to build

- Start by selecting the number of IRSTA LED worktop lighting you need. Since they cover the entire underside of the wall cabinets, you can select based on the dimensions of the cabinets. It couldn't be easier!
- Add the correct TRÅDFRI LED driver: 10W or 30W. See page 10 for more information about the drivers.
- Add the TRÅDFRI gateway to control TRÅDFRI connected lighting from the IKEA Home smart app in different ways together with other TRÅDFRI lighting in your home.
- You can connect up to 10 TRÅDFRI LED drivers in one installation using the intermediate connection cord.
- Add the power supply cord.
- Add the TRÅDFRI wireless dimmer to dim your lighting. Pair the remote to the driver(s) and the entire combination will dim at the same time.
- If you want, you can complete the system with other products, like spotlights, drawer lighting or cabinet lighting.

Basic parts



IRSTA LED worktop lighting
Length: 40, 60 and 80 cm.
Colour: opal white, decorative strip in aluminium



TRÅDFRI LED driver
Power: 10W/30W.



FÖRNIMMA power supply cord
Length: 3.5m

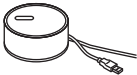


TRÅDFRI wireless dimmer
Colour: white.

Installation accessories

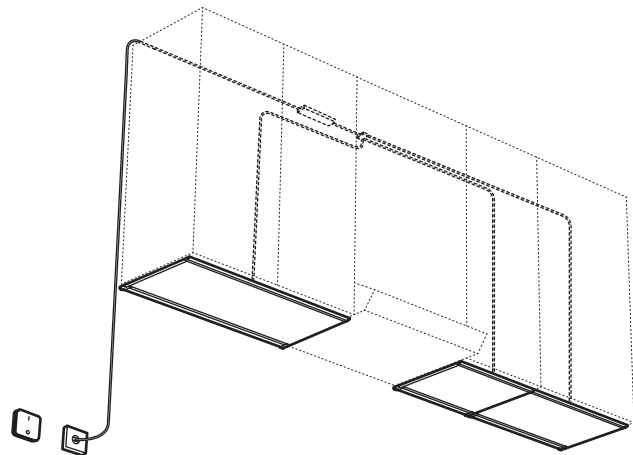


FÖRNIMMA intermediate connection cord
Length: 2m.



TRÅDFRI gateway

Combination



Product name	Quantity
IRSTA LED worktop lighting 80 cm (8.5W)	1 pc
IRSTA LED worktop lighting 40 cm (4.5W)	1 pc
IRSTA LED worktop lighting 60 cm (7W)	1 pc
TRÅDFRI LED driver 30W	1 pc
FÖRNIMMA power supply cord	1 pc
TRÅDFRI wireless dimmer	1 pc

To find the power consumption (W) for each product, see All parts and prices on page 00.

SKYDRAG worktop lighting

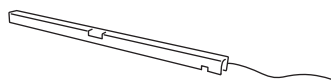
How to build

SKYDRAG worktop lighting is easy to install by yourself.

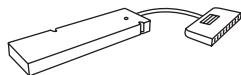
- When you start building your system, you must first consider the widths of your cabinets. E.g. for a cabinet with a width of 80 cm, you'll need the SKYDRAG lighting strip 80 cm too.
- Choose the number of SKYDRAG lighting strips that you need.
- Add the correct TRÅDFRI LED driver: 10W or 30W. See page 10 for more information about the drivers.
- Add the TRÅDFRI gateway to control TRÅDFRI connected lighting from the IKEA Home smart app in different ways together with other TRÅDFRI lighting in your home.

- You can connect up to 10 TRÅDFRI LED drivers in one installation using the intermediate connection cord.
- Add the power supply cord.
- Add the TRÅDFRI wireless dimmer to dim your lighting. Pair the remote to the driver(s) and the entire combination will dim at the same time.

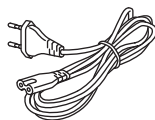
Basic parts



SKYDRAG LED worktop lighting
Length: 40, 60 and 80 cm.
Colour: white and anthracite.



TRÅDFRI LED driver
Power: 10W/30W.



FÖRNIMMA power supply cord
Length: 3.5m

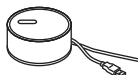


TRÅDFRI wireless dimmer
Colour: white.

Installation accessories

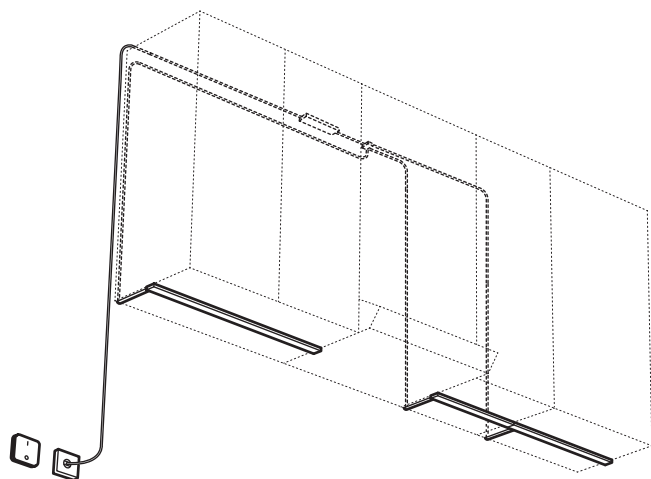


FÖRNIMMA intermediate connection cord
Length: 2m.



TRÅDFRI gateway

Combination



Product name	Quantity
SKYDRAG LED worktop lighting 80 cm (7.7W)	1 pc
SKYDRAG LED worktop lighting 40 cm (3.6W)	1 pc
SKYDRAG LED worktop lighting 60 cm (5.6W)	1 pc
TRÅDFRI wireless dimmer	1 pc
TRÅDFRI LED driver 30W	1 pc
FÖRNIMMA power supply cord	1 pc

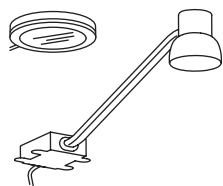
To find the power consumption (W) for each product, see All parts and prices on page 00.

Spotlights and cabinet lighting

How to build

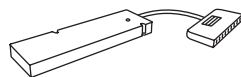
- Start by choosing all parts that you need.
- Add the correct TRÅDFRI LED driver: 10W or 30W. See page 10 for more information about the drivers.
- Add the TRÅDFRI gateway to control TRÅDFRI connected lighting from the IKEA Home smart app in different ways together with other TRÅDFRI lighting in your home.
- You can connect up to 10 TRÅDFRI LED drivers in one installation using the intermediate connection cord.
- Add the power supply cord.
- Add the TRÅDFRI wireless dimmer to dim your lighting. Pair the remote to the driver(s) and the entire combination will dim at the same time.

Basic parts

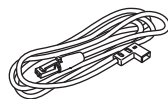


MITTLED LED spotlights or LED cabinet lighting*
Diameter, round spotlight: 8.3 cm.
Colour: white, aluminium and black.

* You can also use URSHULT and LINDSHULT. For measurements, see All Parts and Prices on page 10.



TRÅDFRI LED driver
Power: 10W/30W.

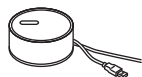


FÖRNIMMA power supply cord
Length: 3.5m.



TRÅDFRI wireless dimmer
Colour: white.

Installation accessories



TRÅDFRI gateway

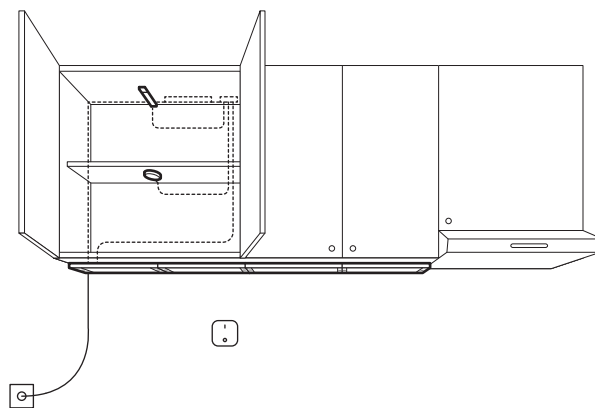
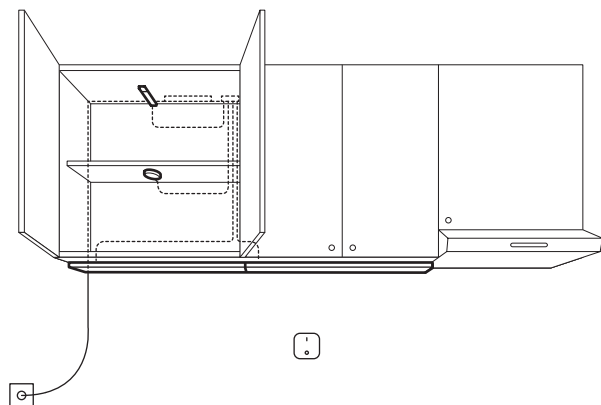
How to connect the MITTLED spotlight with other integrated lighting

With MITTLED, SKYDRAG and IRSTA:

You need to add a TRÅDFRI LED driver and a power supply cord. Add an intermediate connection cord if you're using more than one driver.

With STRÖMLINJE:

You need to add a TRÅDFRI LED driver and a power supply cord. Since the units connect directly together, there are less cords to keep in order.



To find the power consumption (W) for each product, see All parts and prices on page 11.

Drawer lighting

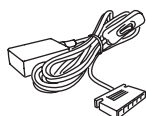
How to build

- Start by choosing all parts that you need.
- Add the ANSLUTA LED driver with cord 19W.
- You can connect up to 6 units to the LED driver, as long as the total wattage does not exceed 19W.
- The lighting strip has a motion sensor, so that the light turns on and off automatically as you open and close the drawer.

Basic parts



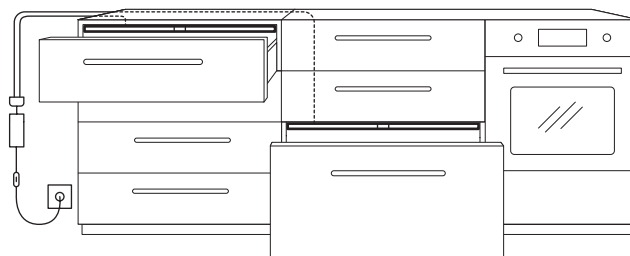
MITTLED LED lighting strip for drawers
Length: 36, 56 and 76 cm.
Perfect for your 40, 60 or 80 cm METOD cabinets with drawers.



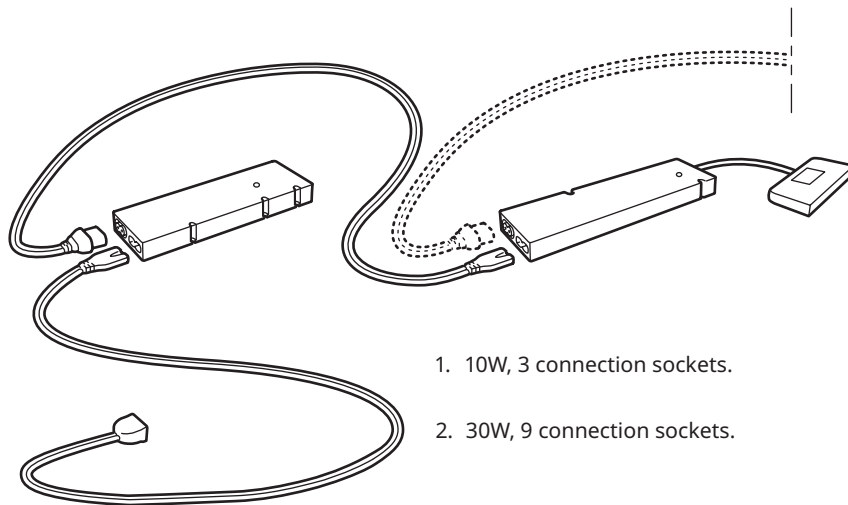
ANSLUTA LED driver with cord
Power: 19W.

How to connect

Buy a separate ANSLUTA 19W LED driver for your drawer lighting. It will be easier to install.



How to choose a LED driver



If you want to connect your kitchen lighting to IKEA Home smart

There are two TRÅDFRI LED drivers. Choose based on how many units you want to connect. You can connect up to 3 units to the 10 W LED driver, as long as the total wattage does not exceed 10 W. The 30 W LED driver can support up to 9 units, max. wattage 30W. You can connect up to 10 drivers in one installation cord. Flashing lights indicate that the maximum wattage of the LED driver is exceeded. If you want to use more than one LED driver, make sure to synchronise each LED driver with the TRÅDFRI

remote control or TRÅDFRI wireless dimmer, so that the entire combination can be dimmed at the same time. Make your kitchen lighting smart by adding the TRÅDFRI gateway. With the gateway, you can control your lights from the IKEA Home smart app and create a mood together with your other TRÅDFRI lighting. You will also be able to control your lighting via your voice assistant (for example Amazon Alexa, Apple HomeKit or Google Home).

All parts and prices



MITTLED LED worktop lighting.

20 cm. 2.0W

White	104.570.89
-------	------------

30 cm. 3.0W

White	404.570.97
-------	------------

40 cm. 4.0W

White	403.535.37
-------	------------

60 cm. 5.5W

White	803.596.17
-------	------------

80 cm. 7.5W

White	503.596.33
-------	------------



STRÖMLINJE LED worktop lighting, 20 cm. 3W. *

White	903.339.95
-------	------------



STRÖMLINJE LED worktop lighting, 40 cm. 5W. *

White	803.430.42
-------	------------



STRÖMLINJE LED worktop lighting, 60 cm. 8W. *

White	003.430.41
-------	------------



IRSTA LED worktop lighting 40 cm. 4.5W. *

Opal white	104.069.43
------------	------------



IRSTA LED worktop lighting 60 cm. 7W. *

Opal white	204.069.47
------------	------------



IRSTA LED worktop lighting 80 cm. 8.5W. *

Opal white	404.069.51
------------	------------



SKYDRAG LED worktop lighting strip 40 cm. 3.6W.

White	504.395.88
-------	------------

Anthracite	904.396.28
------------	------------



SKYDRAG LED worktop lighting strip 60 cm. 5.6W.

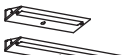
White	304.395.89
-------	------------

Anthracite	304.396.12
------------	------------



SKYDRAG LED worktop lighting strip 80 cm. 7.7W.

White	104.395.90
-------	------------



SLAGSIDA LED worktop lighting is designed for KNOXHULT kitchen and helps create a functional workspace. Easy to install on your own with a connected power plug and is dimmable in two steps with a touch sensor.

White 40 cm, 5.3W.	204.000.64
--------------------	------------

White 60 cm, 6.6W.	603.556.44
--------------------	------------



MITTLED LED spotlight 8.3 cm. 2.2W.

White	304.353.98
-------	------------

Aluminium-colour	104.353.99
------------------	------------

Black	604.721.34
-------	------------



MITTLED LED lighting strip for drawers. White.

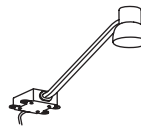
2.0W

36 cm	304.635.17
-------	------------

56 cm	804.635.48
-------	------------

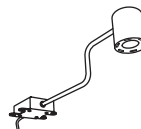
3W

76 cm	204.635.65
-------	------------



LINDSHULT LED cabinet lighting. Provides a focused light; good for lighting up smaller areas. 2 W. *

Nickel-plated	102.604.36
---------------	------------

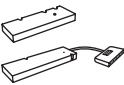


URSHULT LED cabinet lighting. Provides a focused light; good for lighting up smaller areas. 2W. *

Nickel-plated	302.604.02
---------------	------------

*The lamps can not be changed in the luminaire.
To be completed with TRÅDFRI LED driver and FÖRNIMMA power supply cord, sold separately.

All parts and prices



TRÅDFRI LED driver for wireless control. Grey. Can be used with TRÅDFRI remote control and TRÅDFRI gateway. You can connect up to 10 TRÅDFRI LED drivers in one installation using the the intermediate connection cord in between.

10W	503.561.87
30W	603.426.56



TRÅDFRI wireless dimmer. You can dim your lighting wirelessly and easily adapt the lighting based on activity. Battery is included, and lasts approx. 2 years.

White	504.086.00
-------	------------



FÖRNIMMA power supply cord 3.5 m. With this cord, you can connect up to 10 series-connected lamps to the power grid – and turn on, turn off and dim all of them at the same time with TRÅDFRI wireless dimmer.

White	304.468.82
-------	------------



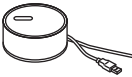
FÖRNIMMA intermediate connection cord 2 m. Can be used as a direct connection between TRÅDFRI LED drivers, e.g. between two sections of wall cabinets, with one single connection to the mains supply.

White	303.946.99
-------	------------



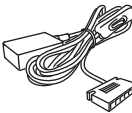
VÄGDAL connection cord 3.5m. With this cord you can connect MITTLED worktop lighting with IKEA LED driver.

White	504.636.01
-------	------------



TRÅDFRI gateway. With TRÅDFRI gateway and app you can control each light source individually, create different types of lighting settings – and control them by remote control or the TRÅDFRI app.

White	403.378.11
-------	------------



ANSLUTA LED driver with cord 19W. You can turn all connected light sources on and off with a single switch.

White	904.075.47
-------	------------