

Buying guide

# PLATSA


## System

### Care and Cleaning

Wipe clean with a cloth dampened in a mild cleaner. Then dry with a clean, dry cloth.

### Assembly

IMPORTANT: 2 people are required to assemble this furniture safely.



With the PLATSA series you can create media, sleep and storage solutions for both small and large spaces across your home. The modular system consists of open, lightweight frames that you can combine as you like. You can build high or low. Under a sloping ceiling or along an entire wall. Then you easily add doors, shelves, wire baskets and hooks as needed. If your needs change, you can easily rebuild or complete with new features.

Prices in this buying guide are valid at 1 September 2022, and are subject to change. All of the products shown here may not be available at the store. Please check [IKEA.com.au](https://www.ikea.com.au) or in-store for more details and current pricing. All units require assembly.



# Storage and media solutions

The different sizes of frames makes PLATSA a modular system that creates flexibility in your home. Build a solution under your staircase, around a window or above a door, the possibilities are many. By combining frames from the PLATSA series with items from the HJÄLPA and LÄTTHET series of interiors and exteriors, you can create exactly the solution you need. You can also choose one of our suggested combinations and add or remove interiors and exteriors as you wish. Whatever you choose, the result is a solution to suit both your home and your storage needs.

## Easy assembly and disassembly

Thanks to the wedge dowel fitting the PLATSA frames are quick and easy to assemble and disassemble, making it easy to bring your storage solution with you when you move. Just click the pieces together, no tools needed.

## PLATSA open

PLATSA open are solitary frames which include adjustable interiors. These frames do not have the wedge dowel fittings like other PLATSA frames, but by developing a simple construction we have minimised the assembly time.

## Safety

For safety reasons, always attach PLATSA frames to a wall. Since different wall materials require different fixing devices, these are sold separately. If you stack several PLATSA frames on top of each other, you need to attach the frames placed at 3 metres or above to the wall using LÄTTHET suspension rail. Also, use LÄTTHET suspension rail for PLATSA frames that are being mounted hanging on the wall. Warning! Do not hang PLATSA frame with depth 55 cm on a wall. It must be placed standing on the floor or stacked on another floor standing frame.

## PLATSA TV bench

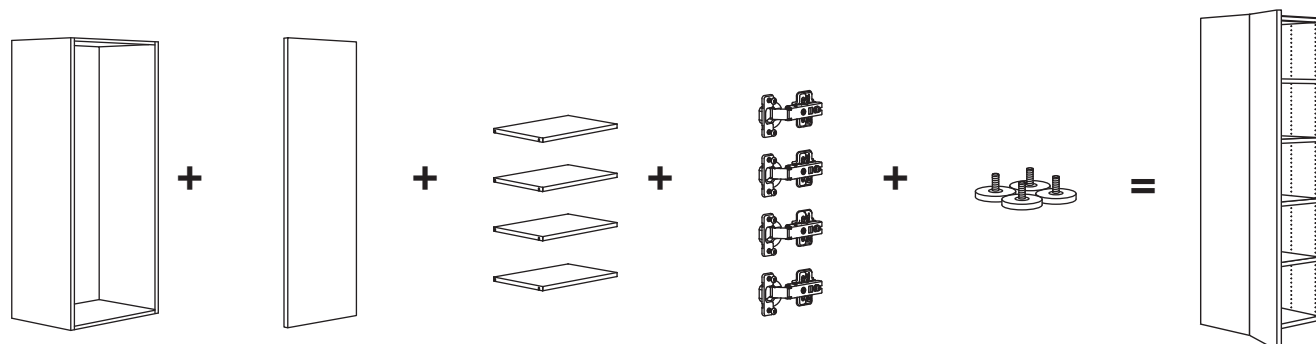
Max load on the top: 30 kg. This furniture shall not be hung on the wall. It must be attached to the wall with the enclosed wall fastener.

# How to build

## Choose your solution

We have a wide range of PLATSA combinations to choose from which you can find in the store or on our website at [www.IKEA.com](http://www.IKEA.com). If you don't find a pre-designed solution that you like, you can create the perfect combination that suits your needs and taste on your own. Begin by looking through the ready-made combinations on the web and choose one that inspires you. You will then have a pre-designed combination to start from that you can customise to your needs. You can use the ORDNA planning tool to change the size of the storage solution or the interiors. You can also design your own unique PLATSA combination from scratch. There are 3 simple steps to follow:


1. Choose frames. Consider how much space you have available in your room. Remember, you can also make the most of unused space with the different sizes of the frames available.
2. Pick your style on doors. What style do you want your wardrobe to be? Do you wish for a plain white door, or a door in the more traditional style? Maybe dark grey? The choice is yours.
3. Choose interiors and exteriors. Think through your day-to-day needs and what you need to store. Once you have decided on the interiors and exteriors, it's time to add the finishing touches. Complete your new wardrobe with your choice of boxes and inserts from our extensive range of interior accessories. And for a great result, don't forget the integrated lighting. Simple to install and makes it easier for you to find the right outfit.



# Storage and media solutions

## How to combine frames

Frames in the PLATSA series can be combined in different ways to suit your storage needs. Check out these popular combinations and browse more on [IKEA.com.au](https://www.ikea.com/au)



# Sleep and storage solutions

PLATSA bed covers your sleep and storage needs helping you create your own oasis in the smallest of places. Together with PLATSA system you can have both a space for privacy and a home for all your things. With the PLATSA bed you save floor space by gathering sleep and storage in one place. Use this versatile bed as a room divider, part of a walk-in closet solution or placed freestanding in the middle of the room to create an interesting room dynamic.

Build your own solution to solve your storage needs by adding 60/120/180 cm high and 40 cm deep PLATSA frames on top of the footboard. Complete with LÄTTHET footboard panel, HJÄLPA interiors and doors. Three sides underneath the bed can be personalised with the help of HJÄLPA interiors and storage boxes. Slats, legs and top panel is included in the bed.

LÄTTHET footboard panel puts the final touch on the storage solution that you build onto your PLATSA bed. It creates stability and a smooth, even surface on the back of the PLATSA frames - giving a finished look.

## Easy assembly and disassembly

Thanks to the wedge dowel fitting the PLATSA bed are quick and easy to assemble and disassemble, making it easy to bring your solution with you when you move.

## Safety

Maximum building height from the floor to the top of the footboard (excluding top panel), is 220 cm. Warning! Do not drill holes into the footboard panel. To make the white surface of the footboard panel more decorative you can use no drill hooks, such as LILLÅNGEN hanger for doors, to hang two RIBBA frames (61×91 cm). Maximum load is 6 kg. PLATSA TV bench cannot be used together with PLATSA bed.

## How to build

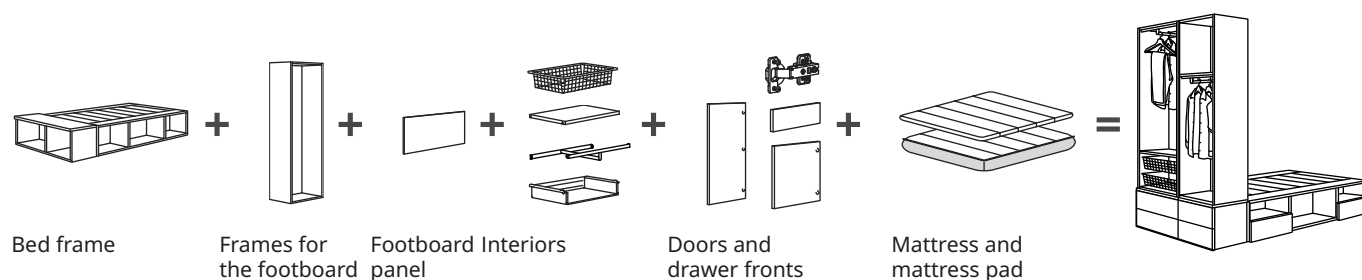
### Choose your solution

We have several PLATSA bed combinations to choose from, both in the store or on our website at [www.IKEA.com](http://www.IKEA.com). If you don't find a pre-designed solution that you like, you can create the perfect combination that suits your needs and taste on your own. Begin by looking through the ready-made combinations on the web and choose one that inspires you. You will then have a pre-designed combination to start from that you can customise to your needs. You can, for example, change the height of the storage solution, or the interiors. You can also design your own unique PLATSA bed combination from scratch. There are 6 simple steps to follow:

1. Bed frame. Consider your storage needs and how the bed will be placed in your room. Will you be able to use the storage space on all three sides underneath the bed?
2. Choose frames for the footboard. Consider the role of the bed and how high you need to build it. Will it be a room divider, do you need storage for hanging and/or folded

clothes, or will it be a place for your books and trophies?

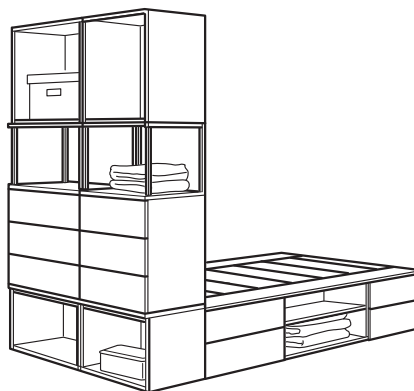

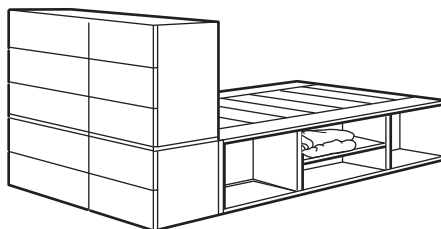
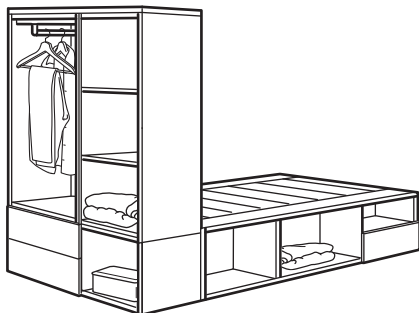
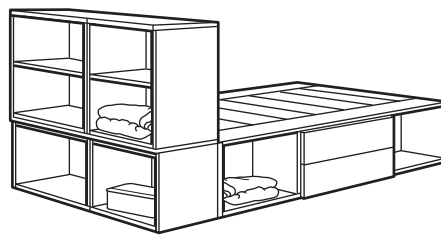
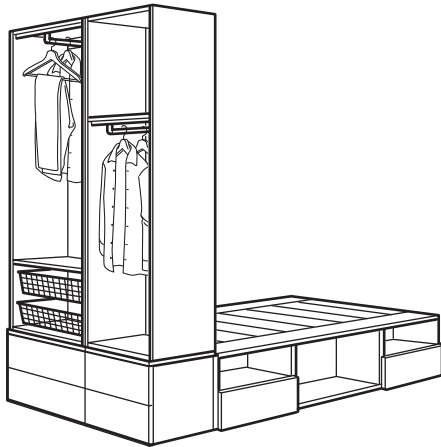
3. Footboard panel. Choose the amount of footboard panels needed. The panel is 60 cm high which means you can build with 60/120/180 cm high frames.
4. Choose interiors. Think through your day-to-day needs and what you need to store. Once you have decided on the interiors, it's time to add the finishing touches. Complete your new bed solution with your choice of boxes and inserts from our extensive range of interior accessories. And for a great result, don't forget the integrated lighting. Simple to install and makes it easier for you to find the right outfit.
5. Pick your style on doors and drawer fronts. What style do you want your wardrobe to be? Do you wish for a plain white door, or a door in the more traditional style? Maybe dark grey? The choice is yours.
6. Choose your mattress and mattress pad. The mattress need to be between 120-140 cm wide and 200 cm long.



# Sleep and storage solutions

## How to combine frames

Frames in the PLATSA series can be combined in different ways to suit your storage needs. Check out these popular combinations and browse more on [IKEA.com.au](https://www.ikea.com.au)



# All frames

Overall size: Width×Depth×Height.

## 40 cm deep frames

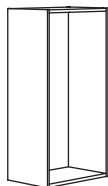


### PLATSA frame, white.

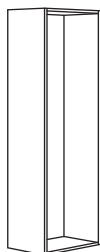
60×40×40 cm	203.874.87
80×40×40 cm	403.874.91




60×40×60 cm	303.874.77
80×40×60 cm	903.874.84



60×40×120 cm	803.862.58
80×40×120 cm	403.862.60



60×40×180 cm	403.874.86
80×40×180 cm	603.874.90



### LÄTTHET suspension rail for wall attachment.

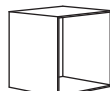
LÄTTHET suspension rail 60 cm	803.863.76
LÄTTHET suspension rail 80 cm	003.862.62

## 55 cm deep frames



### PLATSA frame, white.

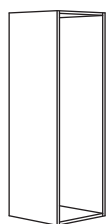
60×55×40 cm	803.874.89
80×55×40 cm	903.875.06



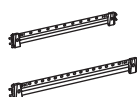
60×55×60 cm	303.874.82
80×55×60 cm	603.874.85



60×55×120 cm	603.862.59
80×55×120 cm	203.862.61



60×55×180 cm	003.874.88
80×55×180 cm	403.875.04



### LÄTTHET suspension rail for wall attachment.

LÄTTHET suspension rail 60 cm	803.863.76
LÄTTHET suspension rail 80 cm	003.862.62

# Open units

Overall size: Width×Depth×Height.

## 60 cm wide units

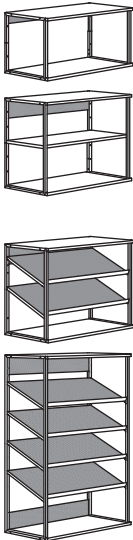


<b>PLATSA open shelving unit, white.</b>		
60×40×40 cm	604.525.84	
60×40×60 cm	004.525.77	
60×40×120 cm	904.525.73	
60×40×180 cm	704.525.69	

## 80 cm wide units



<b>PLATSA open clothes hanger unit, white.</b>		
80×40×120 cm	204.526.04	
80×40×180 cm	904.526.05	



<b>PLATSA open shelving unit, white.</b>		
80×40×40 cm	904.525.49	
80×40×60 cm	504.525.51	

<b>PLATSA open shoe storage unit, white.</b>		
80×40×60 cm	704.525.45	
80×40×120 cm	004.524.07	

# Bed

Overall size: Width×Depth×Height.



<b>PLATSA bed frame.</b>		
140×200 cm	904.530.87	



<b>LÄTTHET footboard panel.</b>		
140×60 cm	304.530.90	

# All doors

Knobs and handles are sold separately. See our complete range of knobs and handles in the store or at [IKEA.com](https://www.ikea.com)

## Hinged doors



**SANNIDAL door, white.**

40×40 cm	603.955.36
40×60 cm	603.955.55
40×120 cm	903.955.49
40×180 cm	703.955.50
60×40 cm	603.955.41
60×60 cm	703.955.45
60×120 cm	003.955.44
60×180 cm	803.955.35



**STRAUMEN mirror door.**

40×120 cm	305.063.19
40×180 cm	304.978.19
60×120 cm	905.063.21
60×180 cm	504.978.23



**FONNES door, white.**

40×40 cm	503.875.08
40×60 cm	103.875.10
40×120 cm	603.862.64
40×180 cm	203.874.92
60×40 cm	703.875.12
60×60 cm	303.875.14
60×120 cm	103.862.66
60×180 cm	803.874.94



**SKATVAL door, light beige.**

40×40 cm	405.131.21
40×60 cm	005.131.23
40×120 cm	205.131.17
40×180 cm	805.131.19
60×40 cm	705.131.29
60×60 cm	305.131.31
60×120 cm	505.131.25
60×180 cm	105.131.27

# All drawer fronts

Knobs and handles are sold separately. See our complete range of knobs and handles in the store or at [IKEA.com](https://www.ikea.com)



**FONNES drawer front, white.**

60×20 cm	303.859.25
80×20 cm	903.859.27



**SKATVAL drawer front, light beige.**

60×20 cm	905.131.33
80×20 cm	405.131.35



# How to build and place HJÄLPA adjustable clothes rail

## Hanging storage for big and small things

All items in the HJÄLPA series are designed to go with PLATSA storage system. Maximise space and keep things organised inside and outside your system with adjustable clothes rails, suspension rails, fittings and hooks. The adjustable clothes rail is perfect for everything from shirts and blouses to suit jackets and coats – remember to use the fittings when mounting the clothes rail to a frame. And put the hooks on the suspension rails to hang ties, handbags and jewellery.

## Storage inside and outside your wardrobes

You can use HJÄLPA adjustable clothes rail with a length of 60–100 cm on the inside of your frame, between two frames, between a frame and a wall or between two walls. The width or depth of your PLATSA frame doesn't matter since the clothes rail can be adjusted and the suspension rails are positioned at the same depth as the frames.

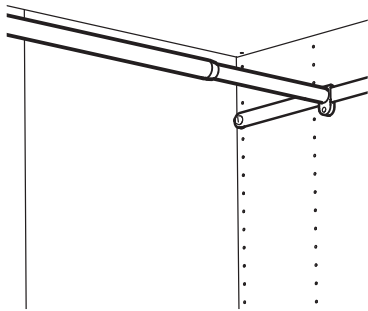
## Storage outside your wardrobe

HJÄLPA adjustable clothes rail with a length of 30–47 cm can only be used on the outside of one frame – between frames, between a frame and wall or between walls. The width or depth of your PLATSA frame doesn't matter since the suspension rails are positioned at the same depth as the frames.

## The correct number of fittings

When you mount HJÄLPA adjustable clothes rail between frames, you need 2 packages of HJÄLPA fittings. If you mount the clothes rail between a frame and a wall, 1 package is enough. If you plan to have the clothes rail between two walls, no fittings are needed.

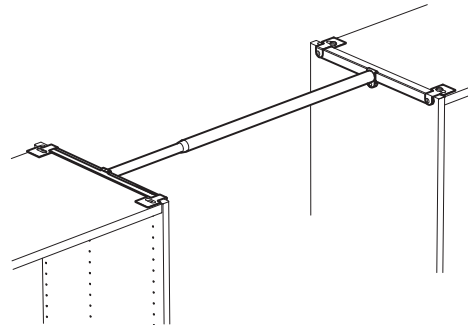
## Placed inside frame



To build and place HJÄLPA adjustable clothes rail placed inside frame, use:

HJÄLPA adjustable clothes rail, 60-100 cm, white	204.500.25	1 pc
HJÄLPA suspension rail, 40 cm, white, 2-p	105.055.23	1 pc
or		
HJÄLPA suspension rail, 55 cm, white, 2-p	405.055.12	1 pc

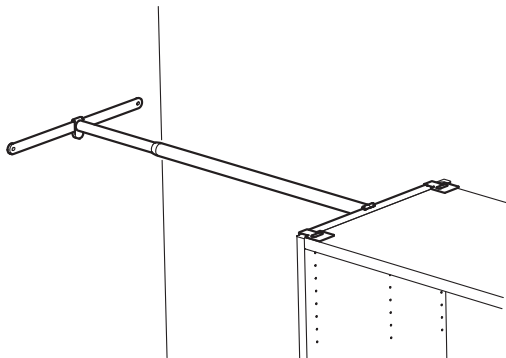
## Placed outside frame



To build and place HJÄLPA adjustable clothes rail placed outside frame, use:

HJÄLPA adjustable clothes rail, 30-47 white	804.978.26	1 pc
or		
HJÄLPA adjustable clothes rail, 60-100 cm, white	204.500.25	1 pc
HJÄLPA fitting for mounting exterior functions, white	705.055.20	2 pc
HJÄLPA suspension rail, 40 cm, white, 2-p	105.055.23	1 pc
or		
HJÄLPA suspension rail, 55 cm, white, 2-p	405.055.12	1 pc

## Placed between frame and wall



To build and place HJÄLPA adjustable clothes rail placed between frame and wall, use:

HJÄLPA adjustable clothes rail, 30-47 white	804.978.26	1 pc
or		
HJÄLPA adjustable clothes rail, 60-100 cm, white	204.500.25	1 pc
HJÄLPA fitting for mounting exterior functions, white	705.055.20	2 pc
HJÄLPA suspension rail, 40 cm, white, 2-p	105.055.23	1 pc
or		
HJÄLPA suspension rail, 55 cm, white, 2-p	405.055.12	1 pc

# Interiors

Create custom organisation on the inside of PLATSA frames, PLATSA TV-bench and PLATSA bed with HJÄLPA hangers, rails, shelves, drawers and wire baskets. All HJÄLPA pieces are designed to work with PLATSA, so the width and depth match the corresponding frame. Actual dimensions vary.

## Fits 40 cm deep frames

	<b>HJÄLPA clothes rail, white.</b>	
	60×40 cm	404.501.28
	80×40 cm	904.502.15
	<b>HJÄLPA shelf, white.</b>	
	60×40 cm	303.862.46
	80×40 cm	903.862.53
	<b>HJÄLPA shoe shelf, white.</b>	
	60×40 cm	204.500.25
	80×40 cm	804.500.27
	<b>HJÄLPA wire basket, white.</b>	
	60×40 cm	303.874.96
	80×40 cm	203.875.00
	<b>HJÄLPA pull-out rails for basket, white. 2-pack.</b>	
	40 cm	103.874.59
	<b>HJÄLPA drawer without front, white.</b>	
	60×40 cm	403.862.03
	80×40 cm	503.862.07
	<b>HJÄLPA suspension rail, 40 cm, white, 2-p.</b>	
		105.055.23
	<b>HJÄLPA hook, white, 3-p.</b>	
		305.055.17

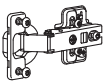
## Fits 55 cm deep frames

	<b>HJÄLPA adjustable clothes rail, , white.</b>	
	30-47 cm	804.978.26
	60-100 cm	204.978.29
	<b>HJÄLPA shelf, white.</b>	
	60×55 cm	303.862.51
	80×55 cm	403.862.55
	<b>HJÄLPA shoe shelf, white.</b>	
	60×40 cm	204.500.25
	80×40 cm	804.500.27
	<b>HJÄLPA wire basket, white.</b>	
	60×55 cm	903.874.98
	80×55 cm	803.875.02
	<b>HJÄLPA pull-out rail for basket, white. 2-pack.</b>	
	55 cm	703.874.61
	<b>HJÄLPA drawer without front, white.</b>	
	60×55 cm	903.862.05
	80×55 cm	103.862.09
	<b>HJÄLPA suspension rail, 55 cm, white, 2-p.</b>	
		405.055.12
	<b>HJÄLPA hook, white, 3-p.</b>	
		305.055.17

# Exteriors

## Hinges, legs, tops and other functions

Adjustable LÄTTTHET legs keep your wardrobe standing straight on uneven floors. SPILDRA tops add extra display and storage surfaces on all frames.



<b>HJÄLPA hinge, 1-pack.</b>	
	403.875.75



<b>HJÄLPA soft closing hinge, 1-pack.</b>	
	103.869.83



<b>LÄTTTHET leg, white/metal, 4-pack.</b>	
11 cm	203.955.95



<b>LÄTTTHET leg, white/wood, 4-pack.</b>	
11 cm	903.955.92



<b>LÄTTTHET leg adjustable, white, 4-pack.</b>	
	603.875.79



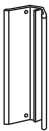
<b>HJÄLPA fitting for mounting exterior functions, white.</b>	
	705.055.20



<b>SPILDRA top, white.</b>	
60×40 cm	003.874.69
80×40 cm	003.875.82



<b>SPILDRA top, white.</b>	
60×55 cm	203.874.73
80×55 cm	603.875.84



<b>LÄTTTHET handle, white, 1-pack.</b>	
13 cm	603.862.16



<b>HJÄLPA hook, white, 3-p.</b>	
	305.055.17

# Ready-made combinations

Doors are included in the price but not shown in the illustration. You can choose to change the type of door in your combination. For help with this, please contact your local salesperson.



## PLATSA combination, cm, white.

Overall size: 240×57×123 cm

**This combination 994.251.51**

### Shopping list

PLATSA frame 80×55×120 cm, cm, white	203.862.61	3 pcs
SANNIDAL door, 40×120 cm, white	903.955.49	4 pcs
FONNES drawer front, 80×20 cm, white	903.859.27	3 pcs
HJÄLPA standard hinges, 1-p	403.875.75	12 pcs
HJÄLPA drawer without front, 80×55 cm, white	103.862.09	3 pcs
SPILDRA top for storage module, 80×55 cm, white	603.875.84	3 pcs
HJÄLPA adjustale clothes rail, 60-100 cm, white	204.978.29	2 pcs
HJÄLPA suspension rail, 55 cm, white, 2-p	405.055.12	2 pcs
HJÄLPA shelf, 80×55 cm, white	403.862.55	1 pc
LÄTTHET leg adjustable, white, 4-p	603.875.79	1 pc




## PLATSA combination, cm, white.

Overall size: 140×57×261 cm

**This combination 494.243.33**

### Shopping list

PLATSA frame, 60×55×180 cm, white	003.874.88	1 pc
PLATSA frame, 60×55×40 cm, white	803.874.89	2 pcs
PLATSA frame, 80×55×180 cm, white	403.875.04	1 pc
PLATSA frame, 80×55×40 cm, white	903.875.06	2 pcs
FONNES door, 40×180 cm, white	203.874.92	2 pcs
FONNES door, 40×40 cm, white	503.875.08	4 pcs
FONNES door, 60×180 cm, white	803.874.94	1 pc
FONNES door, 60×40 cm, white	703.875.12	2 pcs
HJÄLPA adjustale clothes rail, 60-100 cm, white	204.978.29	1 pc
HJÄLPA suspension rail, 55 cm, white, 2-p	405.055.12	1 pc
HJÄLPA shelf, 60×55 cm, white	303.862.51	3 pcs
HJÄLPA standard hinges, 1-p	403.875.75	22 pcs
LÄTTHET leg adjustable, cm, white, 4-p	603.875.79	2 pcs



## PLATSA wardrobe with 2 doors, white/Fonnes white.

Overall size: 120×57×251 cm

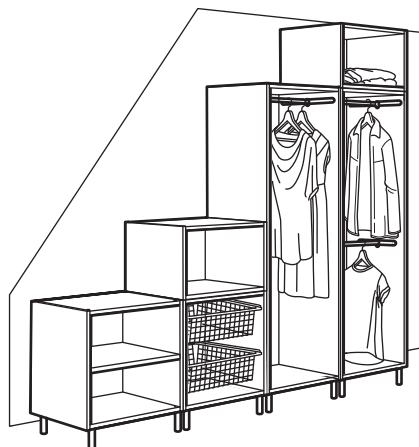
**This combination 092.243.49**

### Shopping list

PLATSA frame, 60×55×180 cm, cm, white	003.874.88	2 pcs
PLATSA frame 60×55×60 cm, white	303.874.82	1 pc
FONNES door 60×180 cm, white	803.874.94	1 pc
FONNES door 60×60 cm, white	303.875.14	1 pc
HJÄLPA standard hinges,1-p	403.875.75	6 pcs
HJÄLPA shelf 60×55 cm, white	303.862.51	7 pcs
HJÄLPA adj clths rail 60-100 cm, white	204.978.29	1 pc
HJÄLPA susp rail 55 cm, white, 2-p	405.055.12	1 pc
HJÄLPA p-out rail f bskt 55 cm, white, 2-p	703.874.61	2 pc
HJÄLPA wre bskt 60×55 cm, white	903.874.98	2 pcs
LÄTTHET leg 11 cm, white/metal, 4-p	203.955.95	2 pcs

# Ready-made combinations

Doors are included in the price but not shown in the illustration. You can choose to change the type of door in your combination. For help with this, please contact your local salesperson.



## PLATSA combination, white.

Overall size: 240×57×231 cm

This combination 194.253.53

### Shopping list

PLATSA frame, 60×55×180 cm, white	003.874.88	2 pcs
PLATSA frame 60×55×40 cm, white	803.874.89	2 pcs
PLATSA frame 60×55×60 cm, white	303.874.82	2 pcs
FONNES door 60×180 cm, white	803.874.94	2 pcs
FONNES door 60×40 cm, white	703.875.12	2 pcs
FONNES door 60×60 cm, white	303.875.14	2 pcs
HJÄLPA standard hinges, 1-p	403.875.75	16 pcs
SPILDRA top for storage module, 60×55 cm, white	203.874.73	2 pcs
HJÄLPA wire basket, 60×55 cm, white	903.874.98	2 pcs
HJÄLPA pull-out rail for basket, 55 cm, white, 2-p	703.874.61	2 pcs
HJÄLPA adjustable clothes rail, 60-100 cm, white	204.978.29	3 pcs
HJÄLPA suspension rail, 55 cm, white, 2-p	405.055.12	3 pcs
HJÄLPA shelf, 60×55 cm, white	303.862.51	1 pcs
LÄTTHET leg, 11 cm, white/metal, 4-p	203.955.95	4 pcs




## PLATSA combination, cm, white.

Overall size: 220×57×231 cm

This combination 494.249.55

### Shopping list

PLATSA frame, 80×55×180 cm, white	403.875.04	2 pcs
PLATSA frame, 60×55×180 cm, white	803.874.89	1 pc
PLATSA frame, 80×55×40 cm, white	903.875.06	2 pcs
PLATSA frame, 60×55×40 cm, white	803.874.89	1 pc
SANNIDAL door, 40×180 cm, white	703.955.50	4 pcs
SANNIDAL door, 60×40 cm, white	603.955.41	1 pc
SANNIDAL door, 40×40 cm, white	603.955.36	4 pcs
STRAUMEN mirror door, 60×120 cm, mirror glass	905.063.21	1 pc
HJÄLPA standard hinges, 1-p	403.875.75	25 pcs
FONNES drawer front, 60×20 cm, white	303.859.25	3 pcs
HJÄLPA drawer without front, 60×55 cm, white	903.862.05	3 pcs
HJÄLPA adjustable clothes rail, 60-100 cm, white	204.978.29	3 pcs
HJÄLPA suspension rail, 55 cm, white, 2-p	405.055.12	3 pcs
HJÄLPA wire basket, 80×55 cm, white	803.875.02	3 pcs
HJÄLPA pull-out rail for basket, 55 cm, white, 2-p	703.874.61	3 pcs
HJÄLPA shelf, 60×55 cm, white	303.862.51	4 pcs
HJÄLPA shelf, 80×55 cm, white	403.862.55	1 pc
LÄTTHET leg, 11 cm, white/wood, 4-p	903.955.92	3 pcs



## PLATSA combination, white.

Overall size: 340×42×241 cm


This combination 093.365.50

### Shopping list

PLATSA frame 60×40×180 cm, white	403.874.86	2 pcs
PLATSA frame 60×40×60 cm, white	303.874.77	3 pcs
PLATSA frame 80×40×60 cm, white	903.874.84	2 pcs
HJÄLPA drawer without front 60×40, white	403.862.03	3 pcs
FONNES drawer front 60×20 cm, white	303.859.25	3 pcs
SANNIDAL door 40×60 cm, white	603.955.55	4 pcs
SANNIDAL door 60×180 cm, white	803.955.35	1 pc
SANNIDAL door 60×60 cm, white	703.955.45	3 pcs
HJÄLPA shelf 60×40 cm, white	303.862.46	8 pcs
HJÄLPA shelf 80×40 cm, white	903.862.53	2 pcs
HJÄLPA clothes rail 60×40 cm, white	404.501.28	1 pc
LÄTTHET suspension rail 60 cm	803.863.76	1 pc
LÄTTHET suspension rail 80 cm	003.862.62	2 pcs
LÄTTHET leg adjustable, white	603.875.79	2 pcs
HJÄLPA hinge, 1-pack	403.875.75	18 pcs

# Ready-made combinations

Doors are included in the price but not shown in the illustration. You can choose to change the type of door in your combination. For help with this, please contact your local salesperson.



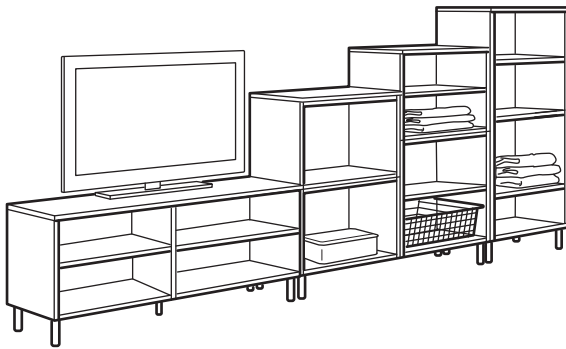
## PLATSA TV/storage.

Overall size: 220×40×251 cm

**This combination 393.855.20**

### Shopping list

PLATSA frame 60×40×180 cm, white	403.874.86	1 pc
PLATSA frame 60×40×60 cm, white	303.874.77	1 pc
PLATSA frame 80×40×40 cm, white	403.874.91	2 pcs
PLATSA frame 80×40×60 cm, white	903.874.84	2 pcs
PLATSA TV bench 160×40×44 cm, white	103.837.67	1 pcs
FONNES door 40×60 cm, white	103.875.10	4 pcs
FONNES door 60×180 cm, white	803.874.94	1 pc
FONNES door 60×60 cm, white	303.875.14	1 pc
FONNES drawer front 80×20 cm, white	903.859.27	2 pcs
VÄRD glass door 40×40 cm, white	903.845.03	6 pcs
HJÄLPA clothes rail 60×40 cm, white	404.501.28	2 pcs
HJÄLPA drawer without front 80×40 cm, white	903.862.53	2 pcs
HJÄLPA shelf 80×40, white	403.875.75	1 pc
HJÄLPA standard hinges 1-p	003.862.62	26 pcs
LÄTTHET leg 11 cm, white/metal 4-p	503.955.94	2 pcs
LÄTTHET suspension rail, 80 cm	003.311.99	4 pcs




## PLATSA media storage combination.

Overall size: 300×42×131 cm

**This combination 092.913.92**

### Shopping list

FONNES door, 60×40 cm, white	703.875.12	1 pc
FONNES door, 60×60 cm, white	303.875.14	1 pc
HJÄLPA pull-out rail for baskets, 40 cm, white, 2 pack	103.874.59	1 pc
HJÄLPA shelf, 60×40 cm, white	303.862.46	7 pcs
HJÄLPA standard hinges, 1-p	403.875.75	11 pcs
HJÄLPA wire basket, 60×40 cm, white	303.874.96	1 pc
LÄTTHET leg, 11 cm, white/metal, 4 pack	203.955.95	4 pcs
PLATSA frame, 60×40×120 cm, white	803.862.58	1 pc
PLATSA frame, 60×40×40 cm, white	203.874.87	3 pcs
PLATSA frame, 60×40×60 cm, white	303.874.77	1 pc
PLATSA TV bench, 120×40×44 cm, white	503.837.65	1 pc
SPILDRA top for storage module, 60×40 cm, white	003.874.69	3 pcs
VÄRD glass door, 60×120 cm, white	303.837.90	1 pc
VÄRD glass door, 60×40 cm, white	803.845.08	2 pcs



## PLATSA bed frame with 2 drawers.

Overall size: 140×200×103 cm


**This combination 794.259.20**

### Shopping list

PLATSA bed frame with storage, 140×200 cm	904.530.87	1 pc
PLATSA frame, 60×40×60 cm, white	303.874.77	1 pc
PLATSA frame, 80×40×60 cm, white	903.874.84	1 pc
FONNES drawer front, 80×20 cm, white	903.859.27	2 pcs
HJÄLPA shelf, 60×40 cm, white	303.862.46	1 pc
HJÄLPA shelf, 80×40 cm, white	903.862.53	1 pc
LÄTTHET footboard panel, 140×60 cm	304.530.90	1 pc
HJÄLPA drawer without front, 80×40 cm, white	503.862.07	2 pcs

# Ready-made combinations

Doors are included in the price but not shown in the illustration. You can choose to change the type of door in your combination. For help with this, please contact your local salesperson.



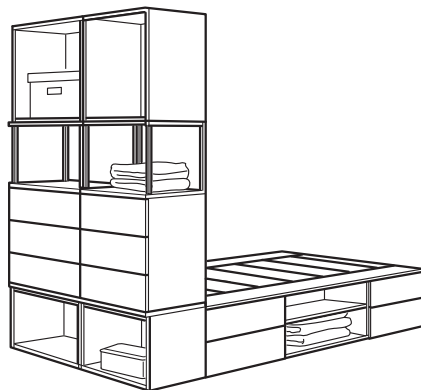
## PLATSA bed frame with 4 drawers, white.

Overall size: 140×200×163 cm

**This combination 194.257.20**

### Shopping list

PLATSA bed frame with storage, 140×200 cm, white	904.530.87	1 pc
PLATSA open shelving unit, 60×40×120 cm, white	904.525.73	1 pc
PLATSA open clothes hanger unit, 80×40×120 cm, white	204.526.04	1 pc
FONNES drawer front, 60×20 cm, white	303.859.25	2 pcs
FONNES drawer front, 80×20 cm, white	903.859.27	2 pcs
HJÄLPA drawer without front, 60×40 cm, white	403.862.03	2 pcs
HJÄLPA drawer without front, 80×40 cm, white	503.862.07	2 pcs
HJÄLPA shelf 60×40 cm, white	303.862.46	2 pcs
HJÄLPA shelf 80×40 cm, white	903.862.46	1 pc



## PLATSA bed frame with 6 doors and 12 drawers, white.

Overall size: 140×244×203 cm

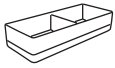
**This combination 793.242.85**

### Shopping list

PLATSA bed frame with storage 140×200 cm, white	904.530.87	1 pc
PLATSA frame 60×40×60 cm, white	303.874.77	2 pcs
PLATSA frame 80×40×60 cm, white	903.874.84	2 pcs
PLATSA open shelving unit 80×40×40 cm, white	904.525.49	1 pc
PLATSA open shelving unit 60×40×40 cm, white	604.525.84	1 pc
FONNES door 40×40 cm, white	503.875.08	2 pcs
FONNES door 40×60 cm, white	103.875.10	2 pcs
FONNES door 60×40 cm, white	703.875.12	1 pc
FONNES door 60×60 cm, white	303.875.14	1 pc
FONNES drawer front 60×20 cm, white	303.859.25	9 pcs
FONNES drawer front 80×20 cm, white	903.859.27	3 pcs
HJÄLPA drawer without front 60×40 cm, white	303.862.46	9 pcs
HJÄLPA drawer without front 80×40 cm, white	903.862.53	3 pcs
HJÄLPA shelf 60×40 cm, white	403.875.75	1 pc
HJÄLPA shelf 80×40 cm, white	304.530.90	2 pcs
HJÄLPA standard hinges, 1-p	603.312.00	12 pcs
LÄTTHET footboard panel 140×60 cm, white	504.430.89	2 pcs

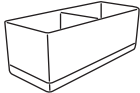
# Interior accessories

Complete your new storage solution with your choice of boxes and inserts from our extensive range of interior accessories. They give you even more options for a smarter way to store all your clothes..



**STUK box with compartments, white.**

20×34×10 cm	404.744.26
20×51×10 cm	004.744.33
20×51×18 cm	104.744.37
34×51×10 cm	104.744.42
34×51×18 cm	204.744.46



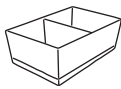
**STUK box with compartments, blue grey.**

20×34×10 cm	604.939.14
34×51×10 cm	704.939.18



**STUK storage case, white/grey.**

34×51×28 cm	203.096.87
55×51×18 cm	203.095.74
71×51×18 cm	303.095.78



**STUK storage case, blue grey.**

34×51×28 cm	904.939.22
55×51×18 cm	204.939.49
71×51×18 cm	904.939.41



**STUK organiser, white.**

26×20×6 cm	605.074.02
------------	------------



**STUK storage with 7 compartments, 30×30×90 cm.**

White/grey	003.708.69
Blue grey	004.939.45



**STUK clothes cover, set of 3.**

White/grey	003.708.93
------------	------------



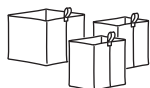
**STUK hanging shoe organiser with 16 pockets, white/grey.**

51×140 cm.	803.756.79
------------	------------



**RAGGISAR basket, set of 3.**

703.480.21
------------



**KOMPLEMENT box, light grey**

15×27×12 cm	204.057.78
25×27×12 cm	004.057.79



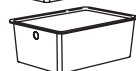
**KOMPLEMENT drawer mat, 90×53 cm.** Easy to cut out to the desired size.

Light grey	104.055.66
------------	------------



**KUGGIS box with lid, white.**

13×18×8 cm	104.858.55
18×26×8 cm	302.802.02
26×35×15 cm	902.802.04
37×54×21 cm	402.802.06



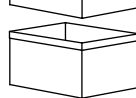
**KUGGIS insert with 8 compartments, white.**

53×36×6 cm	802.802.09
------------	------------



**BAXNA organiser, grey/white**

17×20×6 cm	004.743.67
20×26×10 cm	804.743.73
26×34×10 cm	204.743.71
26×34×18 cm	804.862.91



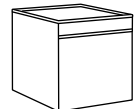
**DRÖNA box, 25×35×25 cm.**

Black	804.670.61
White	904.670.70



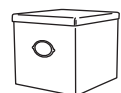
**DRÖNA box, 33×38×33 cm.**

Black	102.192.82
White	702.628.28
Dark grey	204.439.78



**KVARNVIK storage box with lid.**

Beige	
18×26×15 cm	304.668.70
25×35×20 cm	904.594.85
32×35×32 cm	504.594.87



**KVARNVIK box, set of 3.**

Beige	804.594.81
-------	------------



**TJOG storage box with lid.**

Dark grey	
25×36×15 cm	204.776.66
35×56×30 cm	105.039.58





# Interior accessories



<b>BUMERANG hanger, 8-pack.</b>	
Natural	302.385.38
Black	902.385.35
White	502.385.42



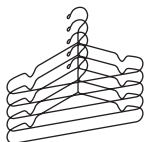
<b>BUMERANG shoulder shaper for hanger, white.</b>	
	902.932.73



<b>BUMERANG skirt hanger, natural.</b>	
	204.324.80



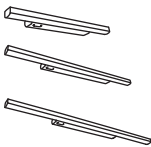
<b>BUMERANG coat hanger, natural.</b>	
	804.324.77



<b>STAJLIG hanger in/outdoor, white.</b>	
5.pack	202.914.18

# Integrated lighting

Make it easier to see what you need and find your favourite outfit faster with integrated lighting for your wardrobe. No more bright lamps or waking your partner to find things in the



**STÖTTA LED lighting strip**, battery-operated, white. Developed with PLATSA in mind. The light switches on and off automatically when you open or close the door, so no energy is wasted. Ideal for behind hinged doors and in drawers to light up what you need to see without disturbing others. Batteries are sold separately; 4 pcs AA required (2 for 32 cm version). IKEA recommends LADDA rechargeable batteries. With new, fully charged LADDA AA 2450 mAh rechargeable batteries, one charging will last approx. 1.5 months if the lighting strip is used 5 minutes per day.

32 cm, 50lm	503.600.85
52 cm, 70lm	903.600.88
72 cm, 80lm	303.600.91



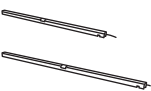
**LADDA rechargeable batteries.** If you're a frequent user of alkaline batteries, over time you can save money, reduce waste and lower your impact on the environment by switching to LADDA rechargeable batteries. By using rechargeable batteries, you'll always have ready-to-use batteries at home and rarely have to buy new ones. LADDA rechargeable batteries 2450 mAh give you approximately 30 percent more operating time than LADDA 1900 mAh.

2450 mAh	505.046.92
----------	------------



**TJUGO battery charger with storage.** 8 separate charging channels make it possible to charge 1-8 rechargeable batteries at the same time! When batteries are fully charged, TJUGO switches to stand-by charging so that you can store your batteries in the charger if not using immediately.

	604.351.70
--	------------



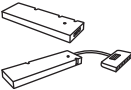
**SKYDRAG is the LED lighting strip** designed for the PLATSA series. You can use the lighting strip under PLATSA wall cabinets and open wall frames or use it to create a cozy light inside the open frames. If you connect the lighting strip to TRÅDFRI driver, you can easily turn on, turn off and dim your lighting as needed.

40cm, 380lm	504.395.88
80cm, 380lm	104.395.90



**TRÅDFRI wireless dimmer.** You can use the dimmer to dim your integrated lighting wirelessly and easily adapt the lighting based on activity.

	504.086.00
--	------------



**TRÅDFRI LED driver for wireless control.** To be completed with FÖRNIMMA power supply cord, sold separately. Can be used with TRÅDFRI wireless dimmer and TRÅDFRI gateway. You can connect up to 10 TRÅDFRI LED drivers in one installation using the the intermediate connection cord in between.

Grey, 10W	505.403.55
Grey, 30W	305.403.55

morning. Instead, you can start your day in a pleasant way as you open your wardrobe and the soft light switches on.



**FÖRNIMMA power supply cord 3.5 m.** For connection to the mains supply of 1 or up to 10 series connected lamps; use the TRÅDFRI wireless dimmer to turn them all on, off or dim simultaneously.

White	304.468.82
-------	------------



**FÖRNIMMA intermediate connection cord 2 m.** Can be used as a direct connection between TRÅDFRI LED drivers, e.g. between two sections of wall cabinets, with one single connection to the mains supply.

White	303.946.99
-------	------------



**TRÅDFRI gateway.** With TRÅDFRI gateway and TRÅDFRI app you can control each light source individually and create different types of lighting settings.

White	403.378.11
-------	------------

