

METOD kitchen cabinets

25

IKEA METOD kitchen has a 25-year guarantee. Read more in the guarantee brochure.



Make the most of your METOD kitchen cabinets

What does your dream kitchen look like? How much time will you spend in it and how will you use it? When it comes to kitchens, we're all different. We have different dreams, needs and living situations. So, to meet this diversity, what could be better than a flexible kitchen system with cabinets that can suit everyone—whatever size of home or family they have—and be planned in almost everywhere? With cabinets in different sizes, drawers with endless possibilities, and interior organisers made to match, you can turn the kitchen of your dreams into the kitchen in your home.

50 years of kitchen experience

We've been developing kitchens for half a century. For decades we've been listening to people all over the world in order to design kitchens that will meet your everyday needs for years to come. Our experience has led to stylish, functional and hard-working kitchens that you'll love spending time in. Rest assured—we have the experience and knowledge to guide you every step of the way to your dream kitchen.

Contents

Services	3
Good to know	4
How to combine your own cabinet solution	6
Designed to fit your space	8
METHOD cabinet frames	10
Base cabinets	10
Wall cabinets	10
Top cabinets	10
High cabinets	11
Open storage	12
Interior fittings and organisers	13
Kitchen accessories	15
Doors and fronts	18
Cover panels	20

Services

You can do it all yourself—but you don't have to.

If you want a little extra help with your purchase, we're happy to lend a hand. Our broad service offer gives you the freedom to choose not only the products that suit you, but how much you'd like to do yourself and how much you want us to do for you.

For more details about our services, talk to a co-worker at your local IKEA store or visit us at [IKEA.com.au/services](https://www.ikea.com.au/services)



Kitchen planning

Even on big projects, the little things matter. Discuss your ideas with our team of design professionals and we'll help nail them down in detail.



Delivery

Whether you are shopping in-store or online, and no matter how big the purchase, we'll do the heavy lifting and bring it to your preferred location.



Payment options

We accept many payment methods, including cards and cash.

Interest-free finance

To help you realise your dream today, we offer 50 months interest-free finance to approved customers. Terms and conditions apply. For details see [IKEA.com.au/finance](https://www.ikea.com.au/finance)



Click and collect

Save time on your next purchase. Place your order online, and we'll have it ready to pick up when you arrive.



Installation

Need a little help or a lot? For ACT, NSW, QLD and VIC customers, We'll help you get matched with the best tradespeople to install your new kitchen, bathroom or lighting.



Returns policy

It's OK to change your mind. If you're not totally satisfied with your IKEA purchase, you can return it within 365 days, together with proof of purchase, for a full refund.

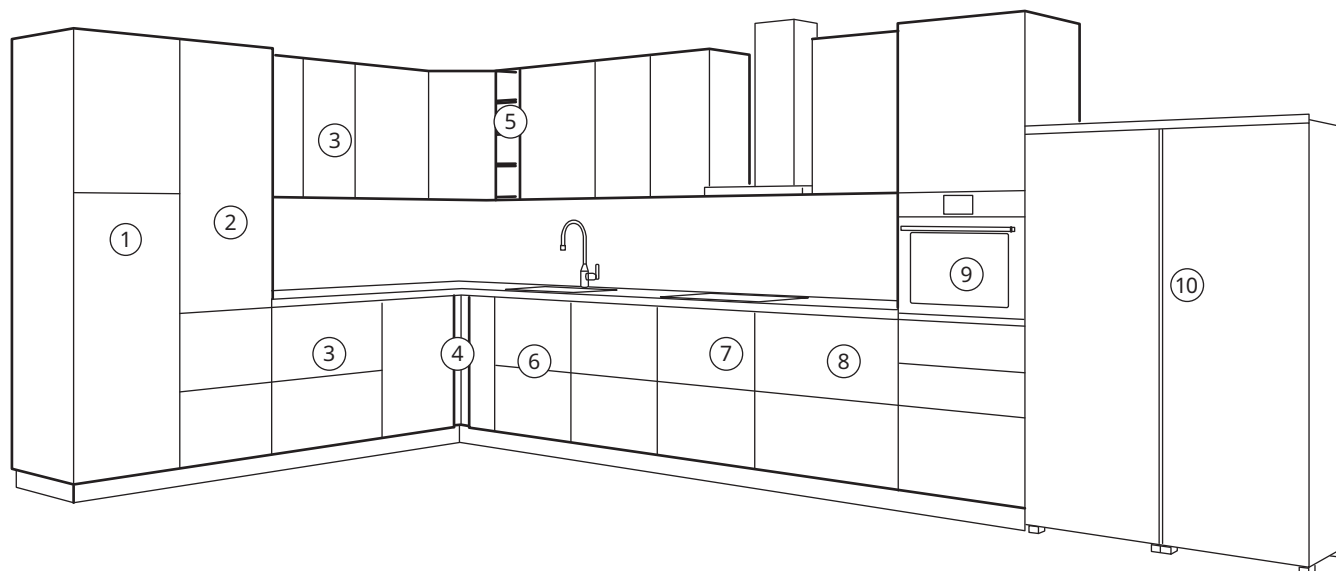


Scan here for more information about our services.

Good to know

A well-organised kitchen is a kitchen you'll enjoy spending time in.

When planning what your kitchen cabinets should include, think of how you want to utilise them in the best way to suit your needs.

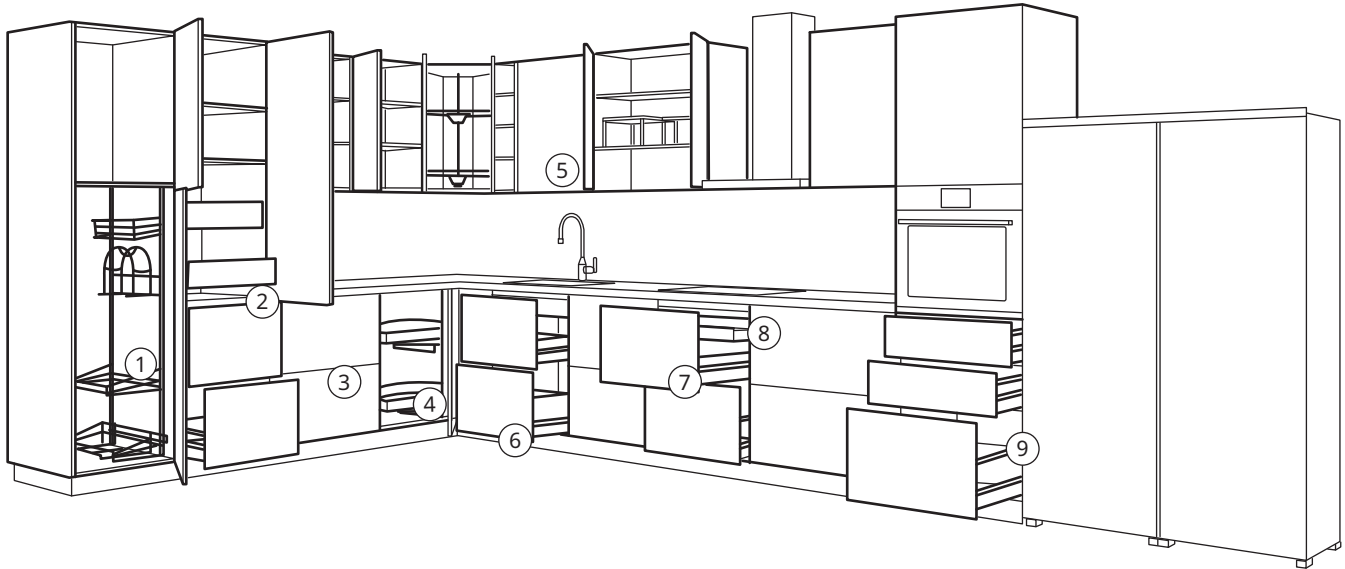


1. The kitchen is a place where you normally do a lot of activities, and it can easily become a bit messy. By having your cleaning gadgets close by in a high cabinet, it'll be easier to keep your kitchen spick and span.
2. A deep high cabinet is ideal for storing everything from dry food, oil and vinegar to bulky kitchen machines.
3. Gather all the items you use for setting the table in one spot to make it smooth and easy. Spacious, fully-extendable drawers in the base cabinets are great for cutlery, serving bowls and plates. Use the wall cabinets for lighter things like glasses, mugs and jars. If possible keep this area close to the dishwasher to simplify putting clean dishes back in place.
4. Deep corner cabinets are perfect for storing bulky pots and other large cooking utensils.
5. Add VADHOLMA open cabinet to personalise your kitchen and create a break in a row of cabinets with doors. Fill it with cookbooks and other often-used items in the kitchen.
6. The sink cabinet is a good place for recycling bins as you do a lot of food preparations in and around it. If you can, place the sink next to the dishwasher as we have done here (if you can't see the dishwasher, it's because it's built in with the same front as the rest of the kitchen). That way you can rinse off dirty tableware before putting it in the dishwasher, as well as vegetables and other food that you're about to cook. With a built-in dishwasher between the sink and cooktop, you also create a very practical preparation area on top.
7. Use the top drawer underneath the cooktop for storing knives, whisks and other cooking utensils to have them within easy reach. High drawers underneath are ideal for other gadgets you normally use when cooking, for example frying pans, pots and strainers.
8. A base cabinet between the cooktop and the built-in oven adds storage for all the extra things that might come handy when cooking: spices, wraps, tinfoil, oven gloves, pot stands and other things you need when using these appliances.
9. By placing the oven in a high cabinet you get it at a perfect working height. And you get storage space for baking sheets, ovenware, serving bowls and whatever else you might use in the oven.
10. Our fridges, freezers and fridge/freezers are designed to fit your space and how you cook. You can have them integrated in ventilated cabinets with reinforced shelves, or free-standing.



Scan the QR code
to see installation videos

Good to know



1. UTRUSTA cleaning interiors make it easy for you to see and reach what's inside. The organisers take care of storing everything from your iron to cleaning supplies. Plus, they'll stop your vacuum cleaner from attacking you whenever you open the door to your cleaning cabinet.
2. Fully extendable, soft-closing MAXIMERA drawers behind the door enable you to see, reach and access everything. Even the things at the back you thought you didn't have.
3. Customise your storage with UPPDATERA dividers for drawers. Add organisers such as cutlery trays, plate holders and boxes from the UPPDATERA range to keep everything in order and easy to find.
4. With an UTRUSTA corner cabinet pull-out fitting it's easy to see and reach even the things furthest away in the deep corner. You can also choose carousels for both wall and base cabinets—just swivel them around to swiftly reach everything inside.
5. Create extra shelves with VARIERA shelf inserts to get more space for glasses, bowls and jars.
6. Make recycling fast and easy with HÅLLBAR frames and bins with lid that you can combine in different ways depending on your needs. You can place them in a pull-out waste sorting frame at the bottom of cabinets, or in a shallower IKEA sink drawer (shallower to give space for the water pipes underneath the sink).

A tip is to place an inner drawer above the recycling bins for keeping detergents and washing sponges. We have shallower drawers that give space for the water trap underneath the sink, but still make use of space you normally don't use.
7. UPPDATERA knife and utensils trays keep everything in place. Pot lid organisers from the same range will keep the lids in place, adding more space for your pots and pans.
8. To utilise the space in the cabinet as much as possible, you can have hidden inner drawers inside larger drawers and behind doors to store all the small things you have in the kitchen. In this example we've put UPPDATERA inserts for spice jars in the inner drawer to make it easy to season food both on the cooktop and in the oven.
9. MAXIMERA add-on sides for medium and high drawers allow you to stack things on top of one another without them falling out the side when you open the drawer.

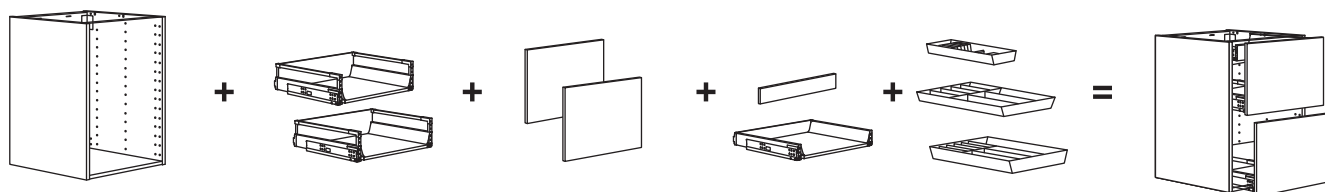


Scan the QR code
to see installation videos

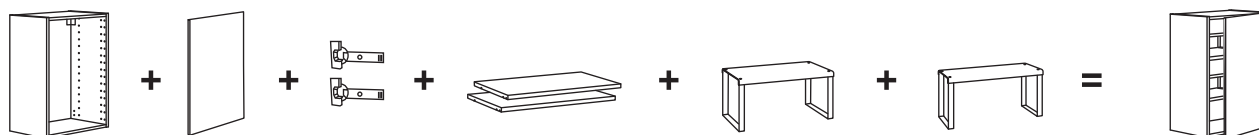
How to combine your own cabinet solution

The flexibility of the METOD kitchen system allows you to build your own personalised kitchen cabinets. By combining them yourself, you can personalise the size and functionality to suit your needs. Here are some solutions to use as a guide when creating your own combinations.

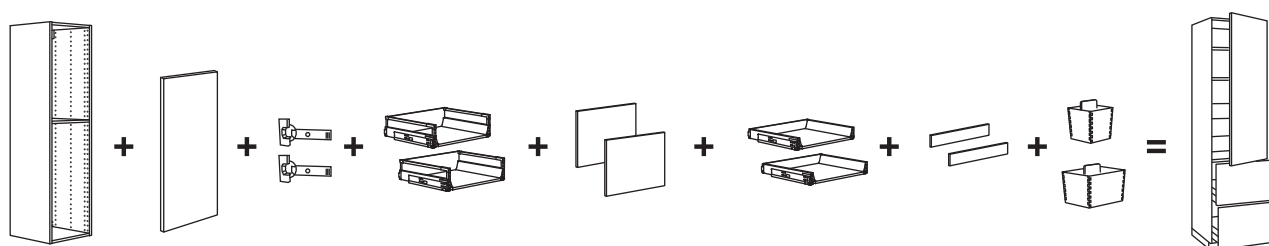
Base cabinet with drawers and inner drawer



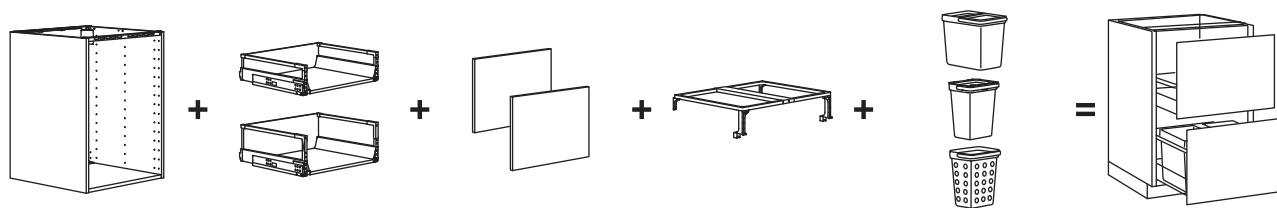
Wall cabinet with shelf



High cabinet with drawers, inner drawers and shelves




Base cabinet with drawers and waste sorting solution



Designed to fit your space

Finding the right cabinets for you is easier than you might think.

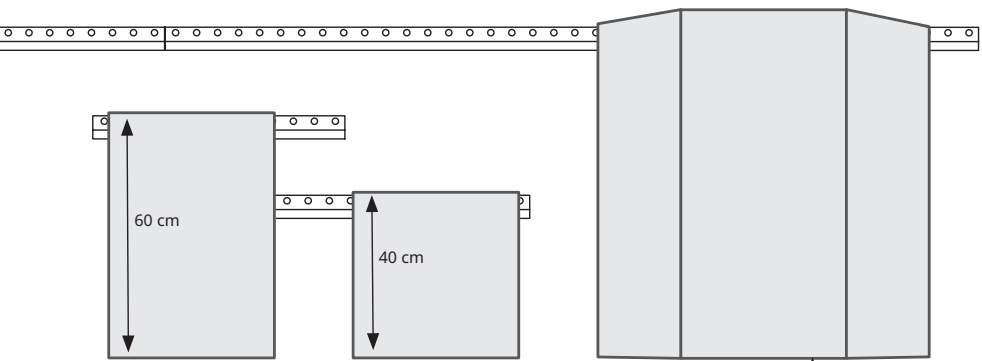
Here is an overview of all cabinets and available sizes in the METOD kitchen system. Please note the use of suspension rails behind the cabinets. Mounting them on the walls makes it easier to both install and keep all cabinets aligned.




Wall cabinet
H60 cm
available in
W80×D37 cm
W60×D37 cm
W40×D37 cm
W30×D37 cm

Wall cabinet
H40 cm
available in
W80×D37 cm
W60×D37 cm
W40×D37 cm

Corner wall cabinet
H60 cm
available in
W67.5×D67.5 cm
H80 cm
available in
W67.5×D67.5 cm
available in
H100 cm
W67.5×D67.5 cm



To have a good work space
we recommend at least 50 cm
between worktop and wall
cabinet.



Base cabinet
H80 cm
available in
W40×D37 cm
W40×D60 cm

Base cabinet
H80 cm
available in
W30×D37 cm
W30×D60 cm

Base cabinet
H80 cm
available in
W20×D60 cm

Corner base cabinet
H80 cm
available in
W127.5×D67.5 cm

Corner base cabinet
H80 cm
available in
W87.5×D87.5 cm

METOD cabinet frames

Choose the size and shape of your cabinets to suit your needs and space, fill them with smart interiors, then complete them with fronts, knobs and handles to match your personal style.

Base cabinets for built-in



METOD base cabinet for built-in oven/sink,
W60×D60×H80 cm.

White 504.305.97



METOD base cabinet for built-in oven/sink,
W80×D60×H80 cm.

White 304.305.98

Base cabinets



METOD base cabinet frame, W20×D60×H80 cm.

White 202.708.78



METOD base cabinet frame, 30x37x80 cm.

White 504.171.57



METOD base cabinet frame, 30x60x80 cm.

White 404.172.28



METOD base cabinet frame, W40×D37×H80 cm.

White 602.708.81



METOD base cabinet frame, W40×D60×H80 cm.

White 202.708.83



METOD base cabinet frame, W60×D37×H80 cm.

White 502.708.86



METOD base cabinet frame, W60×D60×H80 cm.

White 902.708.89



METOD base cabinet frame, W80×D37×H80 cm.

White 502.708.91



METOD base cabinet frame, W80×D60×H80 cm.

White 102.708.93

Base cabinets for corner



METOD corner base cabinet frame, W128×D68×H80.

White 702.709.70



METOD corner base cabinet frame, W88×D88×H80 cm.

White 302.709.72

Top cabinets



METOD top cabinet, W40×D60×H40 cm.

White 702.710.31



METOD top cabinet, W40×D60×H60 cm.

White 002.788.42



METOD fridge/freezer top cabinet frame,
W60×D60×H40 cm.

White 402.710.04

Wall cabinets



METOD wall cabinet frame, W20×D37×H80 cm.

White 502.710.08



METOD wall cabinet frame, 30x37x60 cm.

White 304.210.56



METOD wall cabinet frame, 30x37x80 cm.

White 504.172.99



METOD wall cabinet frame, W40×D37×H40 cm.

White 902.710.11



METOD wall cabinet frame, W40×D37×H60 cm.

White 502.710.13



METOD wall cabinet frame, W40×D37×H80 cm.

White 002.710.15



METOD wall cabinet frame, W40×D37×H100 cm.

White 902.759.38



METOD wall cabinet frame, W60×D37×H40 cm.

White 602.710.17



METOD wall cabinet frame, W60×D37×H60 cm.

White 202.710.19



METOD wall cabinet frame, W60×D37×H80 cm.

White 802.710.21



METOD wall cabinet frame, W60×D37×H100 cm.

White 502.759.40



METOD wall cabinet frame, W80×D37×H40 cm.

White 402.710.23

METOD cabinet frames



METOD wall cabinet frame, W80×D37×H60 cm.

White 902.710.25



METOD wall cabinet frame, W80×D37×H80 cm.

White 502.710.27



METOD wall cabinet frame, W80×D37×H100 cm.

White 702.759.44

Wall cabinets for corner



METOD corner wall cabinet frame, W68×D68×H60 cm.

White 002.709.78



METOD corner wall cabinet frame, W68×D68×H80 cm.

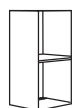
White 402.709.81



METOD corner wall cabinet frame, W68×D68×H100 cm.


White 802.759.29

High cabinets for built-in




METOD frame high cabinet for fridge/oven, W60×D60×H140 cm.

White 403.854.73



METOD high cabinet frame for fridge/oven, ventilated, W60×D60×H200 cm.

White 502.709.66



METOD high cabinet frame for fridge/oven, ventilated, W60×D60×H220 cm.

White 102.709.68

High cabinets



METOD high cabinet frame, W40×D37×H200 cm.

White 102.709.30



METOD high cabinet frame, W40×D60×H200 cm.

White 702.709.32



METOD high cabinet frame, W40×D60×H220 cm.

White 302.709.34



METOD high cabinet frame, W60×D37×H200 cm.

White 802.709.36



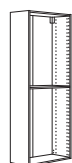
METOD high cabinet frame, W60×D60×H200 cm.

White 402.709.38



METOD high cabinet frame, W60×D60×H220 cm.

White 002.709.40



METOD high cabinet frame, W80×D37×H200 cm.

White 602.709.42

METOD suspension rails makes it easy to mount your cabinets to the wall. You can cut the rails or combine several to the desired length. The rails have many holes so there's always a hole over a wall stud. Different wall materials require different types of fixing devices. Use fixing devices suitable for the walls in your home.

Open storage

Open storage

These open cabinets put things close at hand and create a nice break in a row of cabinets with doors. Fill them with items you use frequently, or your favourite cookbooks to make your space more personal.



TORNVIKEN open cabinet frame, W20×D37×H40 cm.

Grey	903.589.95
Off-white	203.590.07



TORNVIKEN open cabinet frame, W20×D37×H60 cm.

Grey	703.589.96
Off-white	303.590.02



TORNVIKEN open cabinet frame, W20×D37×H80 cm.

Grey	503.589.97
Off-white	103.590.03



TORNVIKEN box, W16×D34×H15 cm.

Grey	303.589.98
Off-white	903.590.04



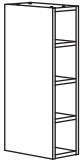
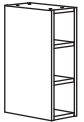
TORNVIKEN wine shelf, W40×D37×H40 cm.

Grey	103.589.99
Off-white	603.590.05



VADHOLMA open storage, brown/stained ash.

W20×D37×H40 cm	303.743.33
W20×D37×H60 cm	403.743.37
W20×D37×H80 cm	003.743.39



VADHOLMA drawer unit, W40×D37×H40 cm.

Brown/stained ash	803.743.40
-------------------	------------



VADHOLMA wine shelf, W40×D37×H40 cm.

Brown/stained ash	103.743.29
-------------------	------------

Legs

Every kitchen base cabinet and high cabinet needs legs. You can choose to emphasise a style or expression in your kitchen with visible legs, or decide to hide the legs behind a plinth.



CAPITA leg, 4-pack.

8 cm, stainless steel	302.730.32
8 cm, white	102.730.33



UTBY leg, 8 cm, 2-pack.

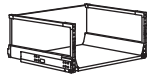
Stainless steel	902.730.34
-----------------	------------



METOD leg, 8 cm, 4-pack.

102.710.29

Interior fittings and organisers



MAXIMERA drawer high, white.

40×37 cm	202.710.95
40×60 cm	002.710.96
60×37 cm	802.710.97
60×45 cm	602.710.98
60×60 cm	402.710.99
80×37 cm	002.711.00
80×45 cm	802.711.01
80×60 cm	602.711.02



MAXIMERA drawer medium, white.

40×37 cm	102.711.09
40×60 cm	702.711.11
60×37 cm	502.711.12
60×60 cm	302.711.13
80×37 cm	102.711.14
80×60 cm	802.711.15



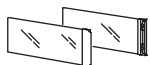
MAXIMERA drawer low, white.

40×37 cm	402.711.03
40×60 cm	202.711.04
60×37 cm	902.711.05
60×60 cm	702.711.06
80×37 cm	502.711.07
80×60 cm	302.711.08



MAXIMERA interior fitting pull-out, white.

20×60 cm	802.972.76
30×60 cm	904.170.42



MAXIMERA add-on side for high drawer, glass, 2-pack.

37 cm	602.711.16
60 cm	402.711.17

MAXIMERA add-on side for medium drawer, glass, 2-pack.

37 cm	202.711.18
60 cm	002.711.19



UPPDATERA divider for drawer, white.

40 cm	104.864.16
60 cm	904.864.17
80 cm	704.864.18



EXCEPTIONELL drawer high with push to open, white.

40×37 cm	404.478.81
40×60 cm	204.478.82
60×37 cm	004.478.83
60×45 cm	804.478.84
60×60 cm	504.478.85
80×37 cm	304.478.86
80×45 cm	104.478.87
80×60 cm	904.478.88



EXCEPTIONELL drawer medium with push to open, white.

40×37 cm	404.478.95
40×60 cm	204.478.96
60×37 cm	004.478.97
60×60 cm	804.478.98
80×37 cm	604.478.99
80×60 cm	204.479.00



EXCEPTIONELL drawer low with push to open, white.

40×37 cm	704.478.89
40×60 cm	504.478.90
60×37 cm	304.478.91
60×60 cm	104.478.92
80×37 cm	904.478.93
80×60 cm	704.478.94



EXCEPTIONELL interior fitting pull-out with push to open, white.

20×60 cm	004.479.01
30×60 cm	804.479.02



UTRUSTA drawer front, high, white.

40 cm	902.711.67
60 cm	702.711.68
80 cm	502.711.69



UTRUSTA drawer front, medium, white.

40 cm	702.711.73
60 cm	502.711.74
80 cm	202.711.75



UTRUSTA drawer front, low, white.

40 cm	302.711.70
60 cm	102.711.71
80 cm	902.711.72



UTRUSTA wire basket.

40 cm	502.712.68
60 cm	302.712.69



UTRUSTA shelf, white, 2-pack.

20×60 cm	002.711.38
30×37 cm	804.173.49
30×60 cm	804.174.05
40×37 cm	602.711.40
40×60 cm	202.711.42
60×37 cm	802.711.44
60×60 cm	302.711.46
80×37 cm	902.711.48
80×60 cm	502.711.50



UTRUSTA shelf, glass, 2-pack.

30×37 cm	004.174.14
40×37 cm	702.711.54
60×37 cm	402.711.55
80×37 cm	202.711.56



UTRUSTA bracket for oven.

Galvanised	903.019.61
------------	------------



UTRUSTA shelf for built-in oven/fridge cabinet, ventilated, 60×60 cm.

White	602.711.59
-------	------------



UTRUSTA shelf for corner wall cabinet, 68 cm.

Glass	302.711.65
White	202.711.61



UTRUSTA shelf for corner base cabinet, 88 cm.

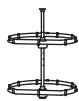
White	402.712.78
-------	------------



UTRUSTA shelf for corner base cabinet, 128 cm.

White	802.711.63
-------	------------

Interior fittings and organisers



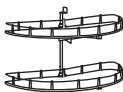
UTRUSTA wall corner cabinet carousel.

Ø57 cm 102.711.66



UTRUSTA corner base cabinet carousel.

88 cm 902.712.71



UTRUSTA corner base cabinet pull-out fitting.

128 cm 702.712.72



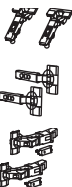
UTRUSTA cleaning interior.

140 cm 203.258.90



UTRUSTA pull-out larder.

168 cm 305.153.47

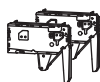


UTRUSTA hinge, 2-pack.

45° 202.619.92

110° 605.248.83

153° 704.272.64



UTRUSTA hinge with push-opener for horizontal door, 2-pack.

White 804.624.93


UTRUSTA hinge with damper for horizontal door, 2-pack.

White 204.624.91



UTRUSTA push opener, 2-pack.

502.302.25




METOD ventilation grille.

Stainless steel 302.710.33



METOD ventilated plinth, 60 cm.

Stainless steel 102.710.34



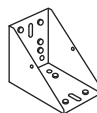
UTRUSTA connection fitting for doors.

903.669.24




UTRUSTA fitting for mounting drawer on door.

102.817.35



UTRUSTA corner fitting.

203.059.72



METOD assembly kit for kitchen island.

802.984.12



METOD support bracket for kitchen island.

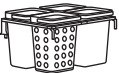
W40 cm

802.984.07

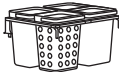
Kitchen accessories

Kitchen waste solutions

Customise your waste sorting to suit your needs. Choose and combine the bins and interiors you need for a completely personal solution—good for both you and the planet.



HÅLLBAR waste sorting solution 40L for METOD kitchen drawer ventilated. For 60 cm drawer.
Light grey 193.089.24



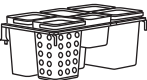
HÅLLBAR waste sorting solution 42L for METOD kitchen drawer ventilated. For 60 cm drawer.
Light grey 593.088.37



HÅLLBAR waste sorting solution 44L for METOD kitchen drawer. For 60 cm drawer.
Light grey 893.088.45



HÅLLBAR waste sorting solution 53L for METOD kitchen drawer ventilated. For 80 cm drawer.
Light grey 893.096.99



HÅLLBAR waste sorting solution 55L for METOD kitchen drawer ventilated. For 80 cm drawer.
Light grey 493.089.27



HÅLLBAR waste sorting solution 57L for METOD kitchen drawer. For 80 cm drawer.
Light grey 693.096.95



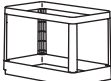
HÅLLBAR waste sorting solution 20L with pull-out ventilated.
Light grey 793.088.17



HÅLLBAR waste sorting solution 20L with pull-out.
Light grey 493.088.14



HÅLLBAR waste sorting solution 22L with pull-out.
Light grey 893.088.26



HÅLLBAR pull-out frame for waste sorting.
Light grey 004.228.68



HÅLLBAR support frame for waste sorting bins 60 cm.
White 404.228.66

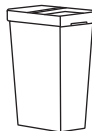


HÅLLBAR support frame for waste sorting bins 80 cm.
White 204.228.67



HÅLLBAR bin with lid, light grey.

3L	604.321.95
10L	804.175.23
22L	704.202.05
35L	304.202.07



HÅLLBAR bin with lid for organic waste, light grey.

10L	604.338.83
-----	------------



VARIERA waste bin, white.

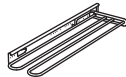
10L	601.822.38
-----	------------



VARIERA plastic bag dispenser.

White	101.365.12
-------	------------

Dish solutions










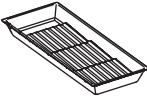
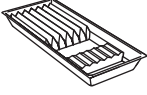
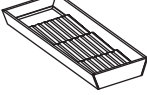
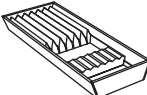









UTRUSTA towel rail, 16 cm. Fits in a 20 cm wide base cabinet.
White 402.643.67

Kitchen accessories

Drawer and shelf organisers

Spend less time searching, with clever fittings inside drawers and cabinets to keep things organised. A tip is to keep things close to where they are used, to create a smooth workflow.

	UPPDATERA utensil tray, 20×31 cm. White 604.864.09
	UPPDATERA utensil tray, 20×50 cm. White 804.864.13
	UPPDATERA adjustable add-on tray, 25×50 cm. White 904.888.50
	UPPDATERA utensil tray, 10×50 cm. Light bamboo 204.883.25
	UPPDATERA utensil tray, 20×50 cm. Light bamboo 804.864.08
	UPPDATERA cutlery tray, 32×50 cm. White 604.864.14
	UPPDATERA cutlery tray, 32×31 cm. White 404.864.10
	UPPDATERA cutlery tray, 32×50 cm. Light bamboo 204.864.11
	UPPDATERA cutlery tray, 52×50 cm. Light bamboo 304.864.15
	UPPDATERA utensil tray with spice rack. Utensil tray, 20×50 cm, white 804.864.13 Spice rack, 20×50 cm, anthracite 504.864.24
	UPPDATERA utensil tray with knife rack. Utensil tray, 20×50 cm, white 804.864.13 Knife rack, 20×50 cm, anthracite 504.864.19
	UPPDATERA utensil tray with spice rack. Utensil tray, 20×50 cm, light bamboo 804.864.08 Spice rack, 20×50 cm, anthracite 504.864.24
	UPPDATERA utensil tray with knife rack. Utensil tray, 20×50 cm, light bamboo 804.864.08 Knife rack, 20×50 cm, anthracite 504.864.19

	UPPDATERA pegboard drawer organiser, 60 cm. Anthracite 304.864.20
	UPPDATERA pegboard drawer organiser, 80 cm. Anthracite 104.864.21
	VARIERA box, 24×17 cm. White 301.772.57 Black 303.320.17 Green 703.320.15 Grey 703.351.08
	VARIERA box, 34×24 cm. White 501.772.56
	VARIERA shelf insert, white. 32×13×16 cm 701.777.26 32×28×16 cm 501.777.27
	UPPDATERA plate holder, anthracite. 15-23 cm 904.864.22 19-31 cm 704.864.23
	VARIERA pot lid organiser. Stainless steel 401.640.75

Doors and fronts

	ASKERSUND Dark brown	ASKERSUND Light ash	VEDDINGE White	RINGHULT High-gloss white	ENKÖPING white wood	BODARP Grey-green	KUNGSBACKA Anthracite	KUNGSBACKA Matt white	STENSUND White	SINARP Brown	VOXTORP Dark grey	VOXTORP High-gloss white	VOXTORP Matt white
Doors													
20×80 cm	*	*	*	*	*	*	*	*	*	*	*	*	*
30×60 cm	*	*	*	*	*	*	*	*	*	*	*	*	*
30×80 cm	*	*	*	*	*	*	*	*	*	*	*	*	*
40×40 cm	*	*	*	*	*	*	*	*	*	*	*	*	*
40×60 cm	*	*	*	*	*	*	*	*	*	*	*	*	*
40×80 cm	*	*	*	*	*	*	*	*	*	*	*	*	*
40×100 cm	*	*	*	*	*	*	*	*	*	*	*	*	*
40×140 cm	*	*	*	*	*	*	*	*	*	*			
40×200 cm	*	*	*	*	*	*	*	*	*	*			
60×40 cm	*	*	*	*	*	*	*	*	*	*	*	*	*
60×60 cm	*	*	*	*	*	*	*	*	*	*	*	*	*
60×80 cm	*	*	*	*	*	*	*	*	*	*	*	*	*
60×100 cm	*	*	*	*	*	*	*	*	*	*	*	*	*
60×120 cm	*	*	*	*	*	*	*	*	*	*	*	*	*
60×140 cm	*	*	*	*	*	*	*	*	*	*			
60×200 cm	*	*	*	*	*	*	*	*	*	*			
Doors for corner base cabinet, 2-pack													
25×80 cm	*	*	*	*	*	*	*	*	*	*	*	*	*
Drawer fronts													
40×10 cm	*	*	*	*	*	*	*	*	*	*	*	*	*
40×20 cm	*	*	*	*	*	*	*	*	*	*	*	*	*
40×40 cm	*	*	*	*	*	*	*	*	*	*	*	*	*
60×10 cm	*	*	*	*	*	*	*	*	*	*	*	*	*
60×20 cm	*	*	*	*	*	*	*	*	*	*	*	*	*
60×40 cm	*	*	*	*	*	*	*	*	*	*	*	*	*
80×10 cm	*	*	*	*	*	*	*	*	*	*	*	*	*
80×20 cm	*	*	*	*	*	*	*	*	*	*	*	*	*
80×40 cm	*	*	*	*	*	*	*	*	*	*	*	*	*
Glass doors													
30×60 cm					*				*				
30×80 cm					*				*				
30×100 cm					*				*				
40×40 cm					*				*				
40×60 cm					*				*				
40×80 cm					*				*				
40×100 cm					*				*				

Doors and fronts

	BODBYN Grey	BODBYN Off-white	LERHYTTAN Black stained	LERHYTTAN Light grey	VEDHAMN Oak effect	FRÖJERED Bamboo	HASSLARP Brown pattern	JÄRSTA Light turquoise	JUTIS Glass, frosted	JUTIS Glass, smoked	VÄRSTA Stainless steel
Doors											
20×80 cm	*	*	*	*	*						
30×60 cm	*	*	*	*	*						
30×80 cm	*	*	*	*	*						
40×40 cm	*	*	*	*	*		*	*			
40×60 cm	*	*	*	*	*		*	*			
40×80 cm	*	*	*	*	*		*	*			
40×100 cm	*	*	*	*	*		*	*			
40×140 cm	*	*	*	*	*						
40×200 cm	*	*	*	*	*						
60×40 cm	*	*	*	*	*						
60×60 cm	*	*	*	*	*		*	*			
60×80 cm	*	*	*	*	*		*	*			
60×100 cm	*	*	*	*	*						
60×120 cm	*	*	*	*	*						
60×140 cm	*	*	*	*	*						
60×200 cm	*	*	*	*	*						
Doors for corner base cabinet, 2-pack											
25×80 cm	*	*	*	*	*						
Drawer fronts											
40×10 cm	*	*	*	*	*						
40×20 cm	*	*	*	*	*	*					*
40×40 cm	*	*	*	*	*	*					*
60×10 cm	*	*	*	*	*						
60×20 cm	*	*	*	*	*	*					*
60×40 cm	*	*	*	*	*	*					*
80×10 cm	*	*	*	*	*						
80×20 cm	*	*	*	*	*	*					*
80×40 cm	*	*	*	*	*	*					*
Glass doors											
30×60 cm	*	*	*	*	*				*	*	
30×80 cm	*	*	*	*	*				*	*	
30×100 cm	*	*	*	*	*				*	*	
40×40 cm	*	*	*	*	*						
40×60 cm	*	*	*	*	*				*	*	
40×80 cm	*	*	*	*	*				*	*	
40×100 cm	*	*	*	*	*				*	*	

Cover panels

Cover panels	ASKERSUND Dark brown	ASKERSUND Light ash	VEDDINGE White	RINGHULT High-gloss white	ENKÖPING white wood	BODARP Grey-green	KUNGSBACKA Anthracite	KUNGSBACKA Matt white	STENSUND White	SINARP Brown	VOXTORP Dark grey	VOXTORP High-gloss white	VOXTORP Matt white
39×80 cm													
39×83 cm					*		*	*	*				
39×86 cm	*	*	*	*		*				*	*	*	*
39×103 cm					*		*	*	*				
39×106 cm	*	*	*	*		*				*	*	*	
39×240 cm	*	*		*	*	*	*	*	*	*	*	*	
62×80 cm	*	*	*	*	*	*	*	*	*	*	*	*	*
62×240 cm	*	*	*	*	*	*	*	*	*	*	*	*	
92×244 cm	*	*	*	*	*	*	*	*	*	*	*	*	*
Decorative strip													
Decorative strip, 221×6 cm	*	*	*	*	*	*	*	*	*	*	*	*	*
Plinth													
Plinth, 221×8 cm	*	*	*	*	*	*	*	*	*	*	*	*	*
Deco plinth, 221×8 cm													
Deco plinth for dishwasher, 66×8 cm													
Deco plinth with cut out, 66×8 cm													
Legs													
8 cm leg, 2-pack													
8 cm deco plinth legs, 2-pack													
8 cm corner deco plinth legs, 2-pk													
Front leg, 2-pack													
Back leg, 2-pack													

* Light grey asterisk indicates the matching component is in the FÖRBÄTTTRA product family.

Cover panels

Cover panels	BODBYN Grey	BODBYN Off-white	LERHYTTAN Black stained	LERHYTTAN Light grey	VEDHAMN Oak effect	FRÖJERED Bamboo	HASSLARP Brown pattern	JÄRSTA Light turquoise	JUTIS Glass, frosted	JUTIS Glass, smoked	VÅRSTA Stainless steel
39×80 cm						*					*
39×83 cm					*						
39×86 cm	*	*									
39×103 cm					*						
39×106 cm	*	*									
39×240 cm	*	*	*	*	*						
62×80 cm	*	*	*	*	*	*					*
62×240 cm	*	*	*	*	*						
91×244 cm	*	*	*	*	*						
Decorative strip											
Decorative strip, 221×6 cm	*	*	*	*	*						
Plinth											
Plinth, 221×8 cm	*	*	*	*	*						*
Deco plinth, 221×8 cm	*	*	*	*							
Deco plinth for dishwasher, 66×8 cm	*	*									
Deco plinth with cut out, 66×8 cm	*	*									
Legs											
8 cm leg, 2-pack	*	*									
8 cm deco plinth legs, 2-pack			*	*							
8 cm corner deco plinth legs, 2-pk			*	*							
Front leg, 2-pack					*						
Back leg, 2-pack					*						

* Light grey asterisk indicates the matching component is in the FÖRBÄTTRA product family.

Notes

Notes

Guidance

Your new IKEA kitchen—from start to finish. This planning guide is your kitchen workbook. It helps you every step of the way from measuring and planning to ordering and installing your new kitchen.

Kitchen brochure

A brochure full of inspirational pictures of kitchens in all styles and sizes. Here you'll find everything from full-sized kitchens to all those little extras that make everyday life in the kitchen easier and more fun.

Your new IKEA kitchen, from start to finish

The booklet **Your new IKEA kitchen** is your guide to planning, measuring, ordering and installing your new IKEA kitchen. Pick it up at your local IKEA store or check it out at [IKEA.com.au](https://www.ikea.com.au).

IKEA.com.au

Visit our website for inspiration and ideas to get the most out of your METOD kitchen—whether it's a new one, or an existing kitchen that you want to freshen up. You'll find all the products you need to personalise and create the kitchen of your dreams.

IKEA Home Planner

If you want to be sure that your room drawing is as accurate as possible, we measure the room and check everything, from the placement of windows, doors, and power sockets to the material and condition of the walls.

Kitchen Installation guide

Our Kitchen Installation guide gives you tips and step-by-step instructions on how to install your kitchen on your own. Just remember, you can do it all by yourself, but you don't have to. Read about our services on page 3.

Shopping at IKEA



IKEA online

For more information about shopping at IKEA, visit [IKEA.com.au](https://www.ikea.com.au)



Visit the IKEA store

For opening hours and directions to your nearest IKEA store, visit [IKEA.com.au](https://www.ikea.com.au)