

# SINKS AND FAUCETS

## QUALITY:

All our kitchen faucets comply with CSA/IAMPO standards. The kitchen faucet can be used in high-pressure systems. Tested to manage a pressure of max. 145 PSI.

Recommended working pressure: 15–72 PSI. You can be confident that the kitchen faucets are made of materials that live up to the demands of the market. Contact your nearest IKEA store for more information.

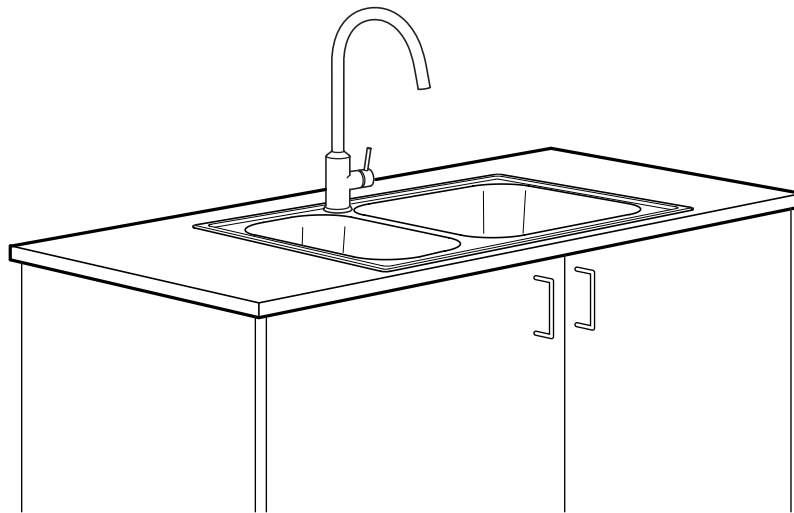
## CARE:

After each use, wipe the sink clean with a cloth or sponge dampened in water or a non-abrasive detergent, if necessary. Rinse the bowl with water and then wipe the sink with a dry cloth to avoid lime stains from dried-up water. You should also wipe up detergent or cleaner to avoid stains. Do not use scouring powder, steel wool, hard or sharp tools which can scratch the stainless steel surface.

For daily cleaning of your kitchen faucet, use a soft cloth dampened with water and a mild detergent or soap, if necessary. Never use scouring powder, steel wool or a detergent that is calcium-dissolving, sour or contains alcohol or an abrasive. Rinse with water and dry/polish with a clean, dry cloth.

Read more in the care and advice instructions that come with the product.

If you are uncertain about the installation, contact a professional. The installation shall be made in accordance with valid local building and plumbing regulations.



It is the sink and faucet that complete your kitchen. They should do more than contribute to the look and style of your kitchen; they should also make your work in the kitchen easier. With us, you never have to choose between form and function - we have a wide range with many combination possibilities. Everything in high-quality materials that have been tested and approved.

How will you use your sink? Do you need one or two bowls? If you wash a lot of dishes by hand, a sink with a drainer can be helpful to keep water off the counter top. Choose a sink with the drain or a large bowl to the left or right to suit the space and the way you work. Then decide on the material – stainless steel or porcelain. Most of our sinks can also be completed with practical accessories like a chopping board and a rinsing basket. A smart way to free up space and get more room to work on.

A kitchen faucet must be hardwearing and suit your needs. If you usually rinse the dishes, a handspray or a pull-out spout make it easier. Think about whether you want a single-lever or dual control faucet, and choose between different styles and materials, such as chrome-plated brass or stainless steel color. Both are equally durable. With a built-in function to reduce the water flow, you save water and energy without affecting the pressure in the faucet.



Design and Quality  
IKEA of Sweden

A high standard of accuracy has been sought in the preparation of this brochure. We apologize for, but will not be bound by or responsible for, errors and omissions in this brochure.

All the products (shown here) may not be available at the store. Some prices may vary by store. Please contact the staff or visit [www.IKEA-USA.com](http://www.IKEA-USA.com) for more information. For more detailed product information, see the price tag and the Internet. All units require assembly.

# ALL PARTS AND PRICES

Length x Depth x Height

Choose from sink units in stainless steel and white porcelain. Sink units in stainless steel have a layer of material on the underside that helps to absorb and reduce sound. Many of our sinks are reversible – so you can position your sink to suit the workflow of your kitchen. Stainless steel sinks do not have predrilled holes, which gives you the chance to choose where you want your faucet. You can use FIXA 2-piece tool kit to make the hole.



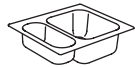
**FYNDIG single-bowl inset sink.** Minimum cabinet width 24". Stainless steel.  
17<sup>3</sup>/<sub>4</sub>x15<sup>5</sup>/<sub>8</sub>x5<sup>7</sup>/<sub>8</sub>" 702.021.32 **\$19.99**



**FYNDIG 1 bowl inset sink with drainer.** Minimum cabinet width 24". Stainless steel.  
27<sup>1</sup>/<sub>2</sub>x19<sup>5</sup>/<sub>8</sub>x7<sup>1</sup>/<sub>8</sub>" 702.021.27 **\$39.99**



**BOHOLMEN 1 bowl inset sink.** Minimum cabinet width 24". Stainless steel.  
Ø17<sup>3</sup>/<sub>4</sub>x5<sup>7</sup>/<sub>8</sub>" 902.134.79 **\$39.99**



**BOHOLMEN 1 1/2 bowl inset sink.** Minimum cabinet width 19<sup>5</sup>/<sub>8</sub>". Stainless steel.  
23<sup>5</sup>/<sub>8</sub>x19<sup>5</sup>/<sub>8</sub>x7<sup>1</sup>/<sub>8</sub>" 101.151.28 **\$119**



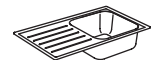
**BOHOLMEN 2 bowl inset sink.** Minimum cabinet width 32". Stainless steel.  
30<sup>1</sup>/<sub>8</sub>x19<sup>5</sup>/<sub>8</sub>x7<sup>1</sup>/<sub>8</sub>" 501.151.31 **\$149**



**BOHOLMEN 1 bowl inset sink.** Small extra sink bowl for pouring out leftover liquid from glasses, for example; reserves the big sink bowl for washing up and rinsing. Minimum cabinet width 24". Stainless steel.  
22x21<sup>5</sup>/<sub>8</sub>x7<sup>1</sup>/<sub>8</sub>" 002.021.16 **\$99**



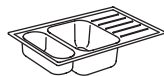
**BOHOLMEN 1 bowl inset sink.** Small extra sink bowl for pouring out leftover liquid from glasses, for example; reserves the big sink bowl for washing up and rinsing. Minimum cabinet width 32". Stainless steel.  
29<sup>7</sup>/<sub>8</sub>x21<sup>5</sup>/<sub>8</sub>x7<sup>1</sup>/<sub>8</sub>" 802.021.17 **\$129**



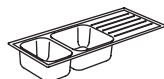
**BOHOLMEN 1 bowl inset sink with drainer.** Minimum cabinet width 24". Stainless steel.  
37<sup>3</sup>/<sub>4</sub>x19<sup>5</sup>/<sub>8</sub>x7<sup>1</sup>/<sub>8</sub>" 201.157.31 **\$139**



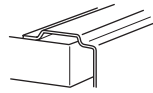
**BOHOLMEN 1 bowl inset sink with drainer.** Minimum cabinet width 20". Stainless steel.  
27<sup>1</sup>/<sub>2</sub>x19<sup>5</sup>/<sub>8</sub>x7<sup>1</sup>/<sub>8</sub>" 401.157.30 **\$79**



**BOHOLMEN 1 1/2 bowl inset sink with drainer.** Minimum cabinet width 24". Stainless steel.  
35<sup>5</sup>/<sub>8</sub>x19<sup>5</sup>/<sub>8</sub>x7<sup>1</sup>/<sub>8</sub>" 901.151.29 **\$129**



**BOHOLMEN 2 bowl inset sink with drainer.** Minimum cabinet width 32". Stainless steel.  
49<sup>1</sup>/<sub>4</sub>x19<sup>5</sup>/<sub>8</sub>x7<sup>1</sup>/<sub>8</sub>" 701.151.30 **\$189**



FYNDIG, BREDSKÄR and BOHOLMEN sinks are designed to be inset into the counter top. This requires cutting out a hole in the counter top. Follow the instructions supplied for sawing and installation. The sinks are set into the counter top and secured in place using the special clamp fittings supplied.



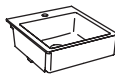
**BREDSKÄR 1 bowl inset sink.** Minimum cabinet width 24". Stainless steel.  
20<sup>1</sup>/<sub>8</sub>x17<sup>3</sup>/<sub>4</sub>x7<sup>1</sup>/<sub>8</sub>" 001.604.61 **\$249**



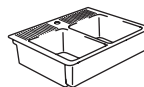
**BREDSKÄR 1 bowl inset sink.** Minimum cabinet width 32". Stainless steel.  
24<sup>1</sup>/<sub>2</sub>x18x7" 501.845.77 **\$299**



**DOMSJÖ single bowl inset sink.** Minimum cabinet width 24". White colored glazed fire clay.  
20<sup>7</sup>/<sub>8</sub>x17<sup>3</sup>/<sub>4</sub>x7<sup>1</sup>/<sub>8</sub>" 000.446.45 **\$99**



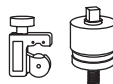
**DOMSJÖ single bowl sink.** Fits 24" wide cabinet frame. White colored glazed fire clay.  
25x23<sup>1</sup>/<sub>4</sub>x9<sup>5</sup>/<sub>8</sub>" 201.124.50 **\$179**



**DOMSJÖ double bowl.** Fits 32" wide cabinet frame. White colored glazed fire clay.  
36<sup>5</sup>/<sub>8</sub>x23x9<sup>1</sup>/<sub>8</sub>" 900.625.88 **\$299**



**NUMERÄR sink bowl.** Fits 24" wide cabinet frame. Stainless steel.  
24x24<sup>5</sup>/<sub>8</sub>x13<sup>5</sup>/<sub>8</sub>" 600.762.33 **\$159**



**FIXA 2-piece tool set.** For cutting holes for the faucets. Sink units in stainless steel do not come with pre-drilled holes. 1<sup>1</sup>/<sub>8</sub>" hole. Can also be used for cutting copper pipes.

285.121.00 **\$9.99**

# ALL THE SINK UNIT ACCESSORIES AND PRICES



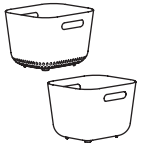
**BOHOLMEN colander.** Fits in the bowl of BOHOLMEN sink; handled in order to rest safely on the sink bowl edge. Black polypropylene plastic.

W5 $\frac{7}{8}$ xD17 $\frac{3}{8}$ xH3 $\frac{1}{8}$ " 302.025.44 **\$4.99**



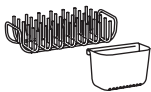
**BOHOLMEN wash-up bowl.** Facilitates the washing up when you only have one bowl. Black polypropylene plastic.

W9xD16xH6 $\frac{3}{4}$ " 502.025.38 **\$14.99**



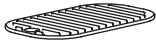
**BOHOLMEN wash-up bowl/rinsing basket.** Fits in BOHOLMEN sinks. Facilitates the washing up when you only have one bowl. Black polypropylene plastic.

W7 $\frac{1}{2}$ xD8 $\frac{5}{8}$ xH7 $\frac{1}{2}$ " 602.085.25 **\$12.99**



**BOHOLMEN dish drainer/basket.** Fits in BOHOLMEN sinks ABS plastic/Polypropylene plastic. Black/White.

W8 $\frac{1}{4}$ xD14 $\frac{1}{2}$ xH5 $\frac{1}{2}$ " 102.085.23 **\$6.99**



**BOHOLMEN chopping board.** Fits in BOHOLMEN sinks. Polypropylene plastic Black. Thickness  $\frac{1}{2}$ ".

W7 $\frac{3}{4}$ xD17 $\frac{1}{4}$ " 702.025.42 **\$5.99**



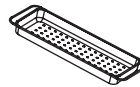
**BOHOLMEN chopping board.** Fits in BOHOLMEN sinks. Polypropylene plastic Black. Thickness  $\frac{1}{2}$ ".

W15xD17 $\frac{1}{4}$ " 002.025.45 **\$9.99**



**BOHOLMEN chopping board.** To be placed on top of the bowl; provides extra work space on BOHOLMEN sink. Milled groove; collects meat and fruit juices while cutting. Oiled solid beech; a hardwearing natural material that can be sanded and surface treated if required with BEHANDLA wood treatment oil.

13x17 $\frac{3}{4}$ x1" 901.155.44 **\$12.99**



**DOMSJÖ rinsing basket.** Fits in DOMSJÖ sink bowl; rests on the sink bowl edge for easy rinsing. Can also be used as a colander. Stainless steel.

W21xD8" 501.179.22 **\$24.99**



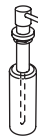
**DOMSJÖ chopping board.** Fits in DOMSJÖ sink bowl; rests on the sink bowl edge, thereby providing extra work space. Stainless steel and oiled solid beech; a hardwearing natural material that can be sanded and surface treated if required with BEHANDLA wood treatment oil. Thickness 2,5 cm

W21 $\frac{1}{4}$ xD11 $\frac{1}{2}$ xH1" 701.179.21 **\$14.99**



**ATLANT sink stopper with strainer.** Stainless steel.

Ø4 $\frac{7}{8}$ " 900.560.21 **\$6.99**

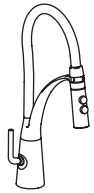


**RINGSKÄR detergent dispenser.** Chrome-plated brass and plastic. To be mounted to the sink or worktop in order to always have washing-up detergent within easy reach.

501.372.89 **\$9.99**

# ALL THE KITCHEN FAUCETS AND PRICES

All kitchen faucets have a swivel spout and cartridge with hard, durable ceramic discs/seals. To be mounted in a 1½" hole in a max. 2¾" thick sink/counter top. Unless otherwise stated, connection hoses with ¾" connection are included. Length: 15¾".



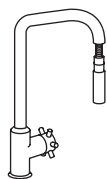
**ALESKÄR kitchen faucet** with handspray. Single lever. Double functions; use the buttons to switch between a concentrated water stream and a handspray. Function to reduce water flow without affecting the pressure; saves water and energy. H17¼".

Chrome-plated/black 401.959.01 **\$279**



**ALSVIK kitchen faucet**. Single lever. Adjustable water temperature; max. temperature can be preset. Reducible water flow; can be preset. High spout; practical when washing up big pots, etc. H13¾". Clear lacquered, brushed nickel-plated brass.

Stainless steel color 900.850.33 **\$129**



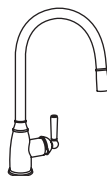
**ALSVIK kitchen faucet with pull-out spout**. Single lever. Pull-out spout; facilitates rinsing of dishes. Adjustable water temperature; max. temperature can be preset. Reducible water flow; can be preset. High spout; practical when washing up big pots, etc. Equipped with check valve to prevent back flow. The spout can be pull out approx. 7¾". A counterweight makes the hose easily retract back into the kitchen mixer tap. H15¾".

Clear lacquered, brushed nickel-plated brass.  
Stainless steel color 000.850.37 **\$159**



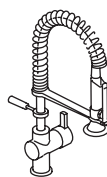
**EDSVIK kitchen faucet**. Dual control. High spout; practical when washing up big pots, etc. H117⁄8".

Chrome-plated brass 700.546.50 **\$49.99**



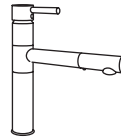
**ELVERDAM kitchen faucet with pull-out spout**. Single lever. Pull-out spout; facilitates rinsing of dishes. Adjustable water temperature; max. temperature can be preset. Reducible water flow; can be preset. High spout; practical when washing up big pots, etc. Equipped with check valve to prevent back flow. The spout can be pull out approx. 7¾". A counterweight makes the hose easily retract back into the kitchen mixer tap. H15¾".

Clear lacquered, brushed nickel-plated brass.  
Stainless steel color 401.133.83 **\$179**



**HJUVIK kitchen faucet with separate handspray**. Single lever. Separate handspray; facilitates rinsing of dishes. Adjustable water temperature; max. temperature can be preset. Reducible water flow; can be preset. Equipped with check valve to prevent back flow. Wall fastener included. H13¾". Clear lacquered, brushed nickel-plated brass.

Stainless steel color. 001.973.70 **\$239**



**HOVSKÄR kitchen faucet**. Single lever. Adjustable water temperature; max. temperature can be preset. Reducible water flow; can be preset. The included connection hoses have a length of 17¾". H117⁄8".

Clear lacquered, brushed nickel-plated brass, stainless steel color 000.850.42 **\$99.99**  
Black powder-coated, chrome-plated brass 401.285.96 **\$99.99**



**LAGAN kitchen faucet**. Single lever. Connection pipes of copper are included. Use FIXA 2-piece tool set to cut copper pipes, sold separately. H67⁄8".

Chrome-plated brass 700.850.29 **\$19.99**



**LOVIKEN kitchen faucet**. Dual control. H87⁄8".

Chrome-plated brass 000.507.64 **\$89.99**  
Black powder-coated chrome-plated brass 601.391.36 **\$89.99**



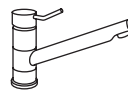
**RINGSKÄR kitchen faucet**. Single lever. Function to reduce water flow without affecting the pressure; saves water and energy. High spout; practical when washing up big pots, etc. Adjustable water temperature; top temperature can be preset. H15".

Black 101.848.81 **\$129**  
Chrome-plated brass 301.285.92 **\$129**  
Steel color 201.315.52 **\$129**  
White 001.405.81 **\$129**



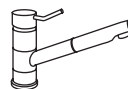
**RINGSKÄR kitchen faucet with pull-out spout**. Single lever. Pulls out to facilitate rinsing of dishes. Function to reduce water flow without affecting the pressure; saves water and energy. Adjustable water temperature; top temperature can be preset. H16½".

Stainless steel 401.764.36 **\$159**



**TÄRNAN kitchen faucet**. Single level. Adjustable water temperature; max. temperature can be preset. Reducible water flow; can be preset. H7".

Chrome-plated brass 401.296.33 **\$49.99**



**TÄRNAN kitchen faucet with pull-out spout**. Single lever. Pull-out spout; facilitates rinsing of dishes. Adjustable water temperature; max. temperature can be preset. Reducible water flow; can be preset. High spout; practical when washing up big pots, etc. H7".

Chrome-plated brass 701.296.36 **\$79.99**