


Furnish with rugs

Rugs change your home. They can bring out the best in your furniture, or act as a colourful exclamation mark on their own. They warm your feet, they help you to

keep a clean house, they even dampen sound. Decorating with rugs is an easy way to make your home more personal and pleasant.



Rugs, room for room

There are a few things to think about when decorating with rugs. Most important, of course, is that you choose rugs that fit your personality and taste.

Yet, it's still important to know that different rugs have different advantages and are suitable in different

rooms, depending on what materials they're made of, among other things. In some rooms, for example, rugs must be hard-wearing and easy to keep clean, while in other rooms, it's more important that they're soft, warm and cosy.



It's also good to know the difference between flat-woven rugs, such as rag rugs, and pile rugs, such as shag rugs. The advantage of flat-woven rugs is that they're usually a bit easier to keep clean, while pile rugs are a bit softer.

The best advice is nevertheless to go by what you like best. We have many rugs in different styles, sizes and materials, so all you have to do is let your imagination and creativity roam free. One idea to have several rugs to switch between, so you can renew your home simply and easily, any time you feel like it.

Cosy and hard-wearing

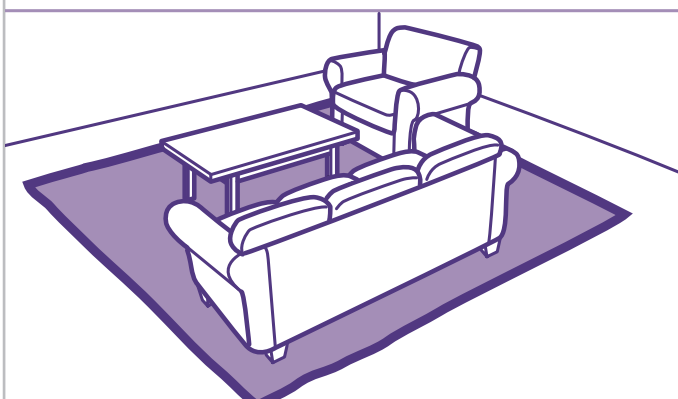
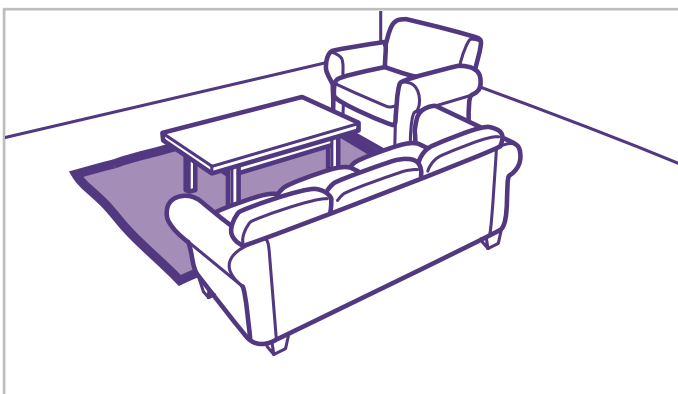
In the living room, you can really go all out when decorating with rugs. The rugs should create a feeling you like, of course, but it's also important that they can stand up to wear and tear, day in and day out – and might even get a stain or two.

A good decorating tip is to use rugs in the living room as dividers between different areas, such as the TV/sofa and the reading corner. A rug on the floor puts a natural frame around each piece of furniture or furniture group. Do your own tests to find the arrangement you like best.

One way to choose a rug is to look for one that goes well with your sofa. Consider colour and style, but also whether you want to have the sofa standing on the rug or not.

The advantage of a large rug (about 200x300 cm) that has room for a whole seating group, is that it gives a well-composed and cosy impression. Another possibility is a medium-size rug (about 170x240 cm), on top of which you can put the front edges of the sofa and armchairs. If you prefer a smaller rug instead (about 140x200 cm), the sofa can stand outside the rug and you don't have to think about imprints from the sofa legs on the rug.

You might even buy a rug you like first, and then choose a sofa to match later. There is no such thing as right or wrong – trust your own personal taste.





Wake up softly and play safely

When you get out of bed in the morning it's a nice feeling to put your feet down on a soft, warm pile rug. If you want to create an especially calm atmosphere in your bedroom, consider rugs in neutral colours and with modest patterns.

In a child's room, flat-woven cotton rugs are a good choice, since they're both easy to clean and hard-wearing. Why not choose a pattern for the rug that sparks their imagination!

Rugs with latex backing help prevent children from slipping when they run around and play. On other rugs that don't have latex backing, it's important to use anti-slip underlay. This makes a rug both fun and safe at the same time.

Welcome home!

Rugs in the entrance and hall feel welcoming, but they also help you to keep your home clean. Natural materials, such as coconut, are good for doormats, because they're durable and easy to shake; polypropylene and flat-woven cotton are also good choices.

Hall rugs should be durable, easy to keep clean and moisture resistant. And since you walk on them and stand on them with dirty shoes, dark rugs are naturally preferable to light. It's also a good idea to choose rugs in hard-wearing materials such as sisal, wool or synthetics.

Rugs that are attractive and practical make coming home even nicer.



A rug that goes with food

A good place for a rug is in front of the kitchen sink – you can use the length of the sink as a guide when deciding on a suitable size for the rug.

Flat-woven rugs that are easy to keep clean are most practical both in the kitchen and around the dining area. Many are also reversible, so you can relax and enjoy both cooking and dining. Another reason to choose a flat-woven rug for under the dining table is that it's easier to move the chairs back and forth than it would be on a rug with a pile.

For a dining area, choose a rug that's big enough for the chairs, even when they're pushed out from the table. For a dining table with four chairs, the rug should be about 170x240 cm. For a table with six to eight chairs, the rug should be at least 200x300 cm.

If you want a pile rug for the dining area, nevertheless, choose one with short pile. Neither dirt nor chair legs will be caught as easily as they would with long pile.



Wet or dry

Bathroom rugs have to meet special demands, especially when it comes to hygiene. Cotton rugs are a good alternative – they're easy to keep clean and you can wash them in an ordinary machine, if they're not too big. Bathroom rugs should also be soft, warm and cosy to walk on, since you and your family will often be barefoot in the bathroom. Latex backing keeps bathroom rugs in place.

Caring for your rugs

With just a little care you can keep your rugs looking good longer. Vacuum them regularly and hang them outdoors to air a few times a year.

By rotating the rugs, or turning them if they're reversible, you minimise both wear and the risk of bleaching from sunlight.

Try to avoid putting heavy furniture on rugs. If you should nevertheless get imprints from furniture legs on a rug, you can remove the marks with water and a soft brush.

Not using your rug for a while? Clean it and let it dry thoroughly, then roll it up. Wrap it in fabric, paper or another material that breathes. Avoid plastic. Best is to store the rug in a cool, dry place.

When it's time for washing

Some rugs you can wash at home, others must be cleaned professionally. Follow the care instructions carefully. And remember that rugs are much heavier

when they're wet. If you wash them at home, it's important to check that your washing machine has enough weight capacity. If your rug should get soiled, try to act quickly – often, stains won't set if you treat them immediately.

Vacuum and wipe away as much of the stain as you can. Be sure not to rub or grind in the stain – that spreads it deeper into the rug. You can ruin the pile on a pile rug this way. If you don't succeed in removing the stain, bring the rug to a professional rug cleaner.

Prevent accidents

Without latex backing, rugs slide easily. To be sure no one slips, we recommend using an anti-slip underlay. Especially important if you have children at home.

We have two kinds of anti-slip underlay – STOPP and STOPP FILT – both work just as well to protect against slipping. STOPP FILT is a little thicker and makes flat-woven rugs feel softer. It's important to put the anti-slip underlay under the entire rug and not just part of it.

There are more reasons to use an anti-slip underlay, too – they help the rug to lie flat and firmly in place and make vacuuming easier.